FEAL

FEAL d.o.o za preradu aluminija-Široki Brijeg,Trnska cesta 146



serija TERMO 65

SADRŽAJ - KAZALO

PROFILI IZ SERIJE TERMO 65 DODATNO PUNJENI TERMOIZOLACIONIM MATERIJALOM

- ispuna je od materijala s malim koeficijentom vodljivosti topline λ /veliki otpor prolaza topline/

  materijal: **TERMO BLOK** -/λ=0.035 W/mK/
- koeficijent prolaza topline Uf=2.15 - 2.4 W/m²K

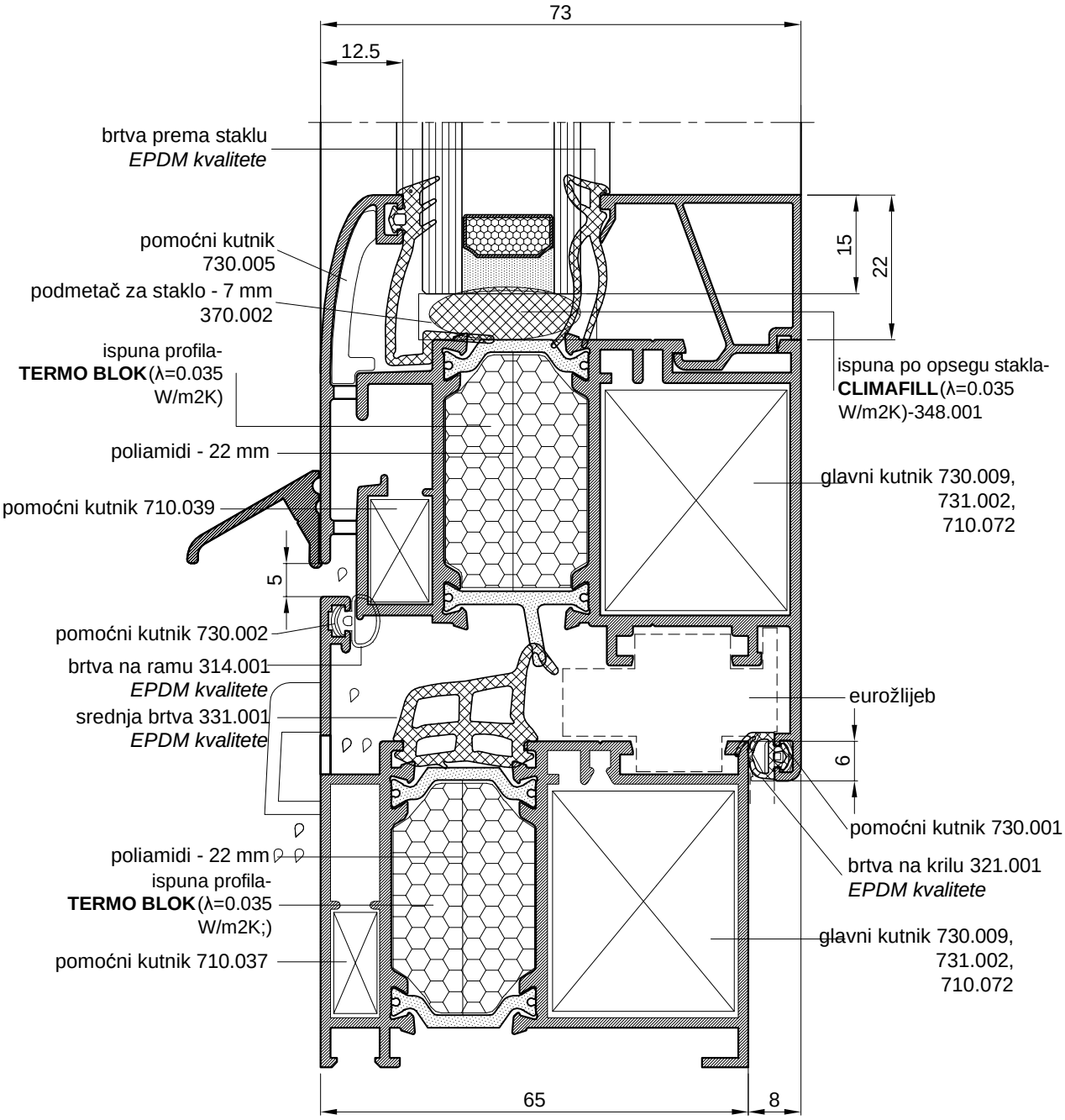

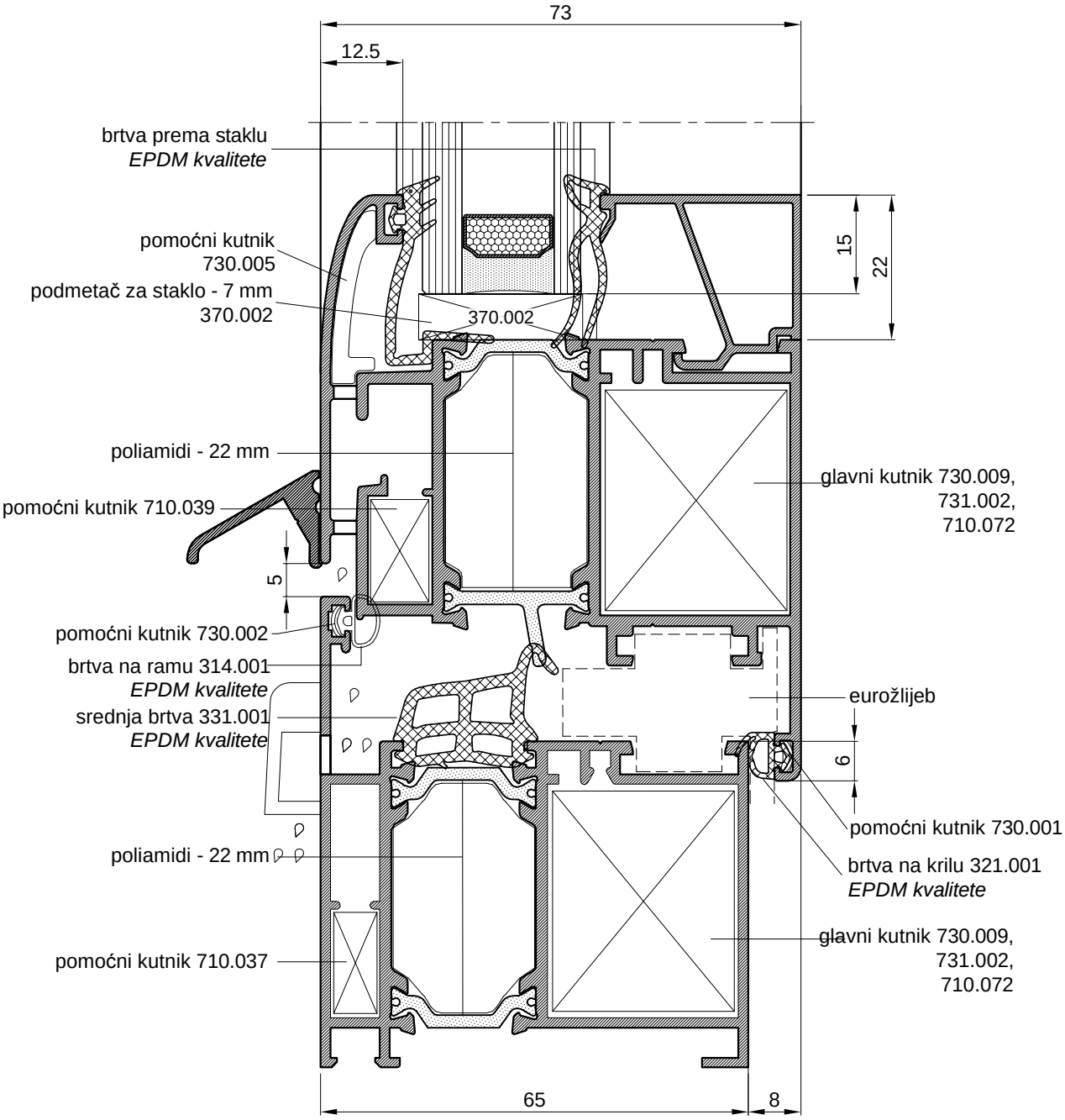
73
12.5
brtva prema staklu
EPDM kvalitete
pomoćni kutnik
730.005
podmetač za staklo - 7 mm
370.002
370.002
15
22
poliamidi - 22 mm
pomoćni kutnik 710.039
glavni kutnik 730.009,
731.002,
710.072
5
pomoćni kutnik 730.002
brtva na ramu 314.001
EPDM kvalitete
srednja brtva 331.001
EPDM kvalitete
eurožlijeb
6
pomoćni kutnik 730.001
poliamidi - 22 mm
brtva na krilu 321.001
EPDM kvalitete
glavni kutnik 730.009,
731.002,
710.072
pomoćni kutnik 710.037
65
8

Nachweis

Widerstandsfähigkeit bei Windlast
Schlagregendichtheit
Luftdurchlässigkeit
Bedienkräfte

Prüfbericht 102 38064/1

Auftraggeber	FEAL d.o.o. Trnska cesta 146 88220 Siroki Brijeg Bosnien-Herzegowina
Produkt	Einflügeliges Drehkippfenster
System	Thermo 65
Außenmaß (B x H)	1230 mm x 1480 mm
Rahmenmaterial	Aluminium-Kunstoff-Verbundprofile
Besonderheiten	Verriegelungen schließseitig oben, oben und bandseitig auf minimalen Anzug gestellt

Widerstandsfähigkeit bei Windlast – EN 12210

Klasse C5 / B5

Schlagregendichtheit – EN 12208

Klasse 7A

Luftdurchlässigkeit – EN 12207

Klasse 4

Bedienkräfte – EN 13115

Klasse 0

ift Rosenheim
4. Mai 2009

Jörn Peter Lass, Dipl.-Ing. (FH)
Prüfstellenleiter
ift Zentrum Fenster & Fassaden

Michael Brecht-Stock, M.Eng., Dipl.-Ing. (FH)
Prüfingenieur
ift Zentrum Fenster & Fassaden

Grundlagen

EN 14351-1 : 2006-03

Prüfnormen:
EN 1026 : 2000-06
EN 1027 : 2000-06
EN 12211 : 2000-06
EN 12046-1 : 2003-11

Entsprechende nationale Fassungen (DIN EN)

Darstellung

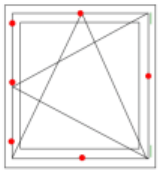

Verwendungshinweise

Dieser Prüfbericht dient zum Nachweis der aufgeführten Eigenschaften für Fenster nach EN 14351-1 : 2006-03. Die ermittelten Ergebnisse können vom Hersteller als Grundlage für den herstellereigenen zusammenfassenden ITT-Bericht verwendet werden. Die Festlungen aus EN 14351-1 : 2006-03 sind zu beachten.

Gültigkeit

Die genannten Daten und Ergebnisse beziehen sich ausschließlich auf den geprüften und beschriebenen Probekörper.

Die Prüfergebnisse können nach EN 14351-1, unter Beachtung von Anlage E.1, in Eigenverantwortung des Herstellers übertragen werden.

Diese Prüfung ermöglicht keine Aussage über weitere Leistungs- und qualitätsbestimmenden Eigenschaften der vorliegenden Konstruktion; insbesondere Witterungs- und Alterungserscheinungen wurden nicht berücksichtigt.

Veröffentlichungshinweise

Es gilt **ift**-Merkblatt „Bedingungen und Hinweise zur Benutzung von **ift**-Prüfdokumentationen".

Das Deckblatt kann als Kurzfassung verwendet werden.

Inhalt

Der Nachweis umfasst insgesamt 11 Seiten

ift Rosenheim GmbH
Geschäftsführer:
Dipl.-Ing. (FH) Ulrich Sieberath
Dr. Jochen Peichl

Theodor-Gietl-Str. 7 - 9
D-83026 Rosenheim
Tel.: +49 (0)8031/261-0
Fax: +49 (0)8031/261-290
www.ift-rosenheim.de

Sitz: 83026 Rosenheim
AG Traunstein, HRB 14783
Sparkasse Rosenheim
Kto. 3822
BLZ 711 500 00

Notified Body Nr.: 0757
Anerkannte PLZ-Stelle: BAY 18

Nachweis

Widerstandsfähigkeit bei Windlast
Schlagregendichtheit
Luftdurchlässigkeit
Bedienkräfte

Prüfbericht 102 38064/2

Auftraggeber	FEAL d.o.o. Trnska cesta 146 88220 Siroki Brijeg Bosnien-Herzegowina
Produkt	Einflügeliges Drehkippfenster mit seitlich liegender Festverglasung
System	Thermo 65
Außenmaß (B x H)	1480 mm x 1480 mm
Rahmenmaterial	Aluminium-Kunstoff-Verbundprofile
Besonderheiten	Glashalteleisten der Festverglasung an den Stößen mit spritzbarem Dichtstoff abgedichtet

Widerstandsfähigkeit bei Windlast – EN 12210

Klasse C5 / B5

Schlagregendichtheit – EN 12208

Klasse 8A

Luftdurchlässigkeit – EN 12207

Klasse 4

Bedienkräfte – EN 13115

Klasse 0

ift Rosenheim
4. Mai 2009

Jörn Peter Lass, Dipl.-Ing. (FH)
Prüfstellenleiter
ift Zentrum Fenster & Fassaden

Michael Brecht-Stock, M.Eng., Dipl.-Ing. (FH)
Prüfingenieur
ift Zentrum Fenster & Fassaden

Grundlagen

EN 14351-1 : 2006-03

Prüfnormen:
EN 1026 : 2000-06
EN 1027 : 2000-06
EN 12211 : 2000-06
EN 12046-1 : 2003-11
EN 14609 : 2004-03

Entsprechende nationale Fassungen (DIN EN)

Darstellung

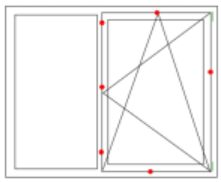

Verwendungshinweise

Dieser Prüfbericht dient zum Nachweis der aufgeführten Eigenschaften für Fenster nach EN 14351-1 : 2006-03. Die ermittelten Ergebnisse können vom Hersteller als Grundlage für den herstellereigenen zusammenfassenden ITT-Bericht verwendet werden. Die Festlungen aus EN 14351-1 : 2006-03 sind zu beachten.

Gültigkeit

Die genannten Daten und Ergebnisse beziehen sich ausschließlich auf den geprüften und beschriebenen Probekörper.

Die Prüfergebnisse können nach EN 14351-1, unter Beachtung von Anlage E.1, in Eigenverantwortung des Herstellers übertragen werden.

Diese Prüfung ermöglicht keine Aussage über weitere Leistungs- und qualitätsbestimmenden Eigenschaften der vorliegenden Konstruktion; insbesondere Witterungs- und Alterungserscheinungen wurden nicht berücksichtigt.

Veröffentlichungshinweise

Es gilt **ift**-Merkblatt „Bedingungen und Hinweise zur Benutzung von **ift**-Prüfdokumentationen".

Das Deckblatt kann als Kurzfassung verwendet werden.

Inhalt

Der Nachweis umfasst insgesamt 11 Seiten

ift Rosenheim GmbH
Geschäftsführer:
Dipl.-Ing. (FH) Ulrich Sieberath
Dr. Jochen Peichl

Theodor-Gietl-Str. 7 - 9
D-83026 Rosenheim
Tel.: +49 (0)8031/261-0
Fax: +49 (0)8031/261-290
www.ift-rosenheim.de

Sitz: 83026 Rosenheim
AG Traunstein, HRB 14783
Sparkasse Rosenheim
Kto. 3822
BLZ 711 500 00

Notified Body Nr.: 0757
Anerkannte PÜZ-Stelle: BAY 18

Evidence of Performance

Air permeability, Watertightness, Resistance to wind load

Test Report
No. **11-002678-PR01**
(PB-A01-02-en-01)

ift ROSENHEIM

Client	FEAL d.o.o. Trnska cesta 146 88220 Siroki Brijeg Bosnia-Herzegovina
Product	Tilt and turn casement door
Designation	System designation: Termo 65
Performance-relevant product details	Material: Aluminium profiles with thermal break
Overall dimensions (WxH)	1,070 mm x 23113 mm
Special features	Locking points under maximum hold. Change test sequence.

Results

Air permeability according to EN 12207:1999-11

Class 4

Watertightness according to EN 12208:1999-11

Class 8A

Resistance to wind load
according to EN 12210:1999-11/AC:2002-08

Class C4 / B4

ift Rosenheim
22. November 2011

Robert Kolacny, Dipl.-Ing. (FH)
Deputy Head of Testing Department
Building Components

Andreas Graf, Dipl.-Ing. (FH)
Operating Testing Officer
Tightness & Wind load

Basis

EN 14351-1:2006+A1:2010

Test standard/s:
EN 1026:2000-06
EN 1027:2000-06
EN 12046-1:2003-11
EN 12211:2000-06
Correspond/s to the national standard/s (e. g. DIN EN)

Representation

Instructions for use

The results obtained can be used by the manufacturer as the basis for the manufacturer ITT test report summary. Observe the specifications set out by the applicable product standard.

Validity

The data and results refer solely to the tested and described specimen. Classification remains valid as long as the product and the above basis remain unchanged. The results can be extrapolated under the manufacturer's own liability subject to observance of the relevant specifications set out by the applicable product standard. This test/evaluation does not allow any statement to be made on any further characteristics regarding performance and quality of the construction presented, in particular the effects of weathering and ageing were not taken into account.

Notes on publication

The **ift**-Guidance Sheet "Advertising with ift test documents" applies. The cover sheet can be used as an abstract.

The report contains a total of 23 pages.

ift Rosenheim GmbH
Geschäftsführer:
Dipl.-Ing. (FH) Ulrich Sieberath
Dr. Jochen Peicht

Theodor-Gietl-Str. 7 - 9
D-83026 Rosenheim
Tel.: +49 (0)8031/261-0
Fax: +49 (0)8031/261-290
www.ift-rosenheim.de

Sitz: 83026 Rosenheim
AG Traunstein, HRB 14763
Sparkasse Rosenheim
Kto. 3822
BLZ 711 500 00

Notified Body Nr.: 0757
Anerkannte PÜZ-Stelle: BAY 18

Evidence of Performance

Air permeability, Watertightness, Resistance to wind load

Test Report
No. **11-002678-PR04**
(PB-A01-02-en-01)

Client	FEAL d.o.o. Trnska cesta 146 88220 Siroki Brijeg Bosnia-Herzegovina
Product	Double vent window with tilt vent on the top
Designation	System designation: Termo 65
Performance-relevant product details	Material: Aluminium profiles with thermal break
Overall dimensions (WxH)	1,600 mm x 1,980 mm
Special features	Double vent window: Locking points under 45° to maximum hold. Tilt vent: neutral Change test sequence.

Results

Air permeability according to EN 12207:1999-11

Class 4

Watertightness according to EN 12208:1999-11

Class 9A

Resistance to wind load
according to EN 12210:1999-11/AC:2002-08

Class C4 / B4

ift Rosenheim
22. November 2011

Robert Kolacny, Dipl.-Ing. (FH)
Deputy Head of Testing Department
Building Components

Andreas Graf, Dipl.-Ing. (FH)
Operating Testing Officer
Tightness & Wind load

Basis

EN 14351-1:2006+A1:2010

Test standard/s:
EN 1026:2000-06
EN 1027:2000-06
EN 12046-1:2003-11
EN 12211:2000-06
Correspond/s to the national standard/s (e.g. DIN EN)

Representation

Instructions for use

The results obtained can be used by the manufacturer as the basis for the manufacturer ITT test report summary. Observe the specifications set out by the applicable product standard.

Validity

The data and results refer solely to the tested and described specimen. Classification remains valid as long as the product and the above basis remain unchanged. The results can be extrapolated under the manufacturer's own liability subject to observance of the relevant specifications set out by the applicable product standard. This test/evaluation does not allow any statement to be made on any further characteristics regarding performance and quality of the construction presented, in particular the effects of weathering and ageing were not taken into account.

Notes on publication

The **ift**-Guidance Sheet "Advertising with ift test documents" applies. The cover sheet can be used as an abstract.

The report contains a total of 27 pages.

ift Rosenheim GmbH
Geschäftsführer:
Dipl.-Ing. (FH) Ulrich Sieberath
Dr. Jochen Peichl

Theodor-Gietl-Str. 7 - 9
D-83026 Rosenheim
Tel.: +49 (0)8031/261-0
Fax: +49 (0)8031/261-290
www.ift-rosenheim.de

Sitz: 83026 Rosenheim
AG Traunstein, HRB 14783
Sparkasse Rosenheim
Kto. 3822
BLZ 711 500 00

Notified Body Nr.: 0757
Anerkannte PÜZ-Stelle: BAY 18

Evidence of Performance

Air permeability, Watertightness, Resistance to wind load

Test Report
No. 13-002677-PR01
(PB-A01-02-en-01)

Client	FEAL d.o.o. Trnska cesta 146 88220 Siroki Brijeg Bosnia-Herzegovina
Product	Double combined side hung & turn tilt casement door with opening meeting style
Designation	System designation: TERMO 65
Performance-relevant product details	Material: Aluminium profiles with thermal break
Overall dimensions (W x H)	1,600 mm x 2,200 mm
Special features	Locking points under maximum hold. modified test sequence.

Results

Air permeability according to EN 12207:1999-11

Class 4

Watertightness according to EN 12208:1999-11

Class 9A

Resistance to wind load
according to EN 12210:1999-11/AC:2002-08

Class C3 / B3

ift Rosenheim
11.11.2013

Robert Kolacny, Dipl.-Ing. (FH)
Deputy Head of Testing Department
Building Components

Peter Marquardt, Dipl.-Ing. (FH)
Operating Testing Officer
Tightness & Wind Load

Basis

EN 14351-1:2006+A1:2010

Test standard/s:
EN 1026:2000-06
EN 1027:2000-06
EN 12046-1:2003-11
EN 12211:2000-06
Correspond/s to the national standard/s (e.g. DIN EN)

Representation

Instructions for use

The results obtained can be used by the manufacturer as the basis for the manufacturer ITT test report summary. Observe the specifications set out by the applicable product standard.

Validity

The data and results refer solely to the tested and described specimen. Classification remains valid as long as the product and the above basis remain unchanged. The results can be extrapolated under the manufacturer's own liability subject to observance of the relevant specifications set out by the applicable product standard. This test/evaluation does not allow any statement to be made on any further characteristics regarding performance and quality of the construction presented; in particular the effects of weathering and ageing were not taken into account.

Notes on publication

The **ift**-Guidance Sheet "Advertising with ift test documents" applies. The cover sheet can be used as an abstract.

The report contains a total of 21 pages.

ift Rosenheim GmbH
Geschäftsführer:
Dr. Jochen Peichl
Prof. Ulrich Sieberath

Theodor-Gietl-Str. 7 - 9
D-83026 Rosenheim
Tel.: +49 (0)8031/261-0
Fax: +49 (0)8031/261-290
www.ift-rosenheim.de

Sitz: 83026 Rosenheim
AG Traunstein, HRB 14763
Sparkasse Rosenheim
Kto. 3822
BLZ 711 500 00

Nachweis
Berechnung des Wärmedurchgangskoeffizienten

Prüfbericht
Nr. 14-001274-PR06
(PB-K20-06-de-01)

Auftraggeber
FEAL d.o.o.
Trnska cesta 146
88220 Siroki Brijeg
Bosnia-Herzegovina

Produkt
Blendrahmen Metall

Bezeichnung: System: Termo 65 F
Lieferbezeichnung: FT-0201F

Leistungsrelevante Produktdetails: Material Aluminiumlegierung; Ansichtsbreite B in mm 71,5; Thermische Trennung; Material Polyamid 6.6 mit 25 % Glasfasern; Einlageschaum in der Dämmzone; Material extrudierter Polystyrolschaum XPS; Wärmeleitfähigkeit in W/(m K) 0,034; Einlageschaum zum Glasfalz; Material extrudierter Polyethylenschaum XPE; Wärmeleitfähigkeit in W/(m K) 0,038; Einlageschaum zum Baukörperanschluss; Material extrudierter Polystyrolschaum XPS; Wärmeleitfähigkeit in W/(m K) 0,034; Blendrahmen; Artikel-Nummer FT-0201F; Profilquerschnitt, Dicke in mm 65; Profilquerschnitt, Breite in mm 71,5; Ersatzpaneel; Dicke in mm 36; Einstand in mm 15

Besonderheiten

Ergebnis

Berechnung des Wärmedurchgangskoeffizienten nach EN ISO 10077-2:2012-02

U_f = 1,8 W/(m²K)

Grundlagen *)

EN ISO 10077-2:2012-02
SG 06-verpflichtend
NB-CPD/SG06/11/083 2011-09

*) und entsprechende nationale Fassungen (z.B. DIN EN)

Darstellung

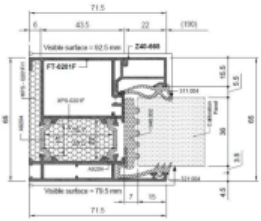

Verwendungshinweise

Die ermittelten Ergebnisse können für den Nachweis entsprechend den oben angegebenen Grundlagen verwendet werden.

Gültigkeit

Die genannten Daten und Ergebnisse beziehen sich ausschließlich auf den geprüften und beschriebenen Probekörper.

Diese Prüfung ermöglicht keine Aussage über weitere leistungs- und qualitätsbestimmende Eigenschaften der vorliegenden Konstruktion.

Veröffentlichungshinweise

Es gilt das "Merkblatt zur Benutzung von ift-Prüfdokumentationen". Das Deckblatt kann als Kurzfassung verwendet werden.

Inhalt

Der Nachweis umfasst insgesamt 5 Seiten und Anlage (1 Seite).

ift Rosenheim
22.05.2014

Manuel Demel, M.BP. Dipl.-Ing. (FH)
Stv. Prüfstellenleiter
Wärmeschutz & Klima

Sebastian Unterholzner, Dipl.-Ing. (FH)
Prüfingenieur
Rechnergestützte Simulation

Ve-PB0-1190-de (01.10.2012)

ift Rosenheim GmbH
Geschäftsführer:
Dr. Jochen Peichl
Prof. Ulrich Sieberath

Theodor-Gietl-Str. 7 - 9
D-83026 Rosenheim
Tel.: +49 (0)8031/261-0
Fax: +49 (0)8031/261-290
www.ift-rosenheim.de

Sitz: 83026 Rosenheim
AG Traunstein, HRB 14763
Sparkasse Rosenheim
IBAN: DE90711500000000003822
SWIFT-BIC: BYLADEM1ROS

Anerkannte Stelle
Notified Body 0757
PÜZ-Stelle: BAY 18

DAkkS D-PL-11349-01-00 D-H- 11349-01-00
DAkkS D-ZE-11349-01-00 D-ZM-11349-01-00 D-IS-11349-01-00

Nachweis
Berechnung des Wärmedurchgangskoeffizienten

Prüfbericht
Nr. 14-001274-PR01
(PB-K20-06-de-01)

ROSENHEIM

Auftraggeber
FEAL d.o.o.
Trnska cesta 146
88220 Siroki Brijeg
Bosnia-Herzegovina

Produkt
Thermisch getrenntes Metallprofil
Profilkombination: Flügelrahmen-Blendrahmen

Bezeichnung: System: Termo 65 F

Leistungsrelevante Produktdetails: Material Aluminiumlegierung; Ansichtsbreite B in mm 132,5; Dichtungssystem 1 x Überschlag- / 1 x Mitteldichtung; Thermische Trennung; Material Polyamid 6.6 mit 25 % Glasfasern; Einlageschaum in der Dämmzone; Material extrudierter Polystyrolschaum XPS; Wärmeleitfähigkeit in W/(m K) 0,034; Einlageschaum zum Glasfalz; Material extrudierter Polyethylenschaum XPE; Wärmeleitfähigkeit in W/(m K) 0,038; Flügelrahmen; Artikel-Nummer FT-0204F; Profilquerschnitt, Dicke in mm 73; Profilquerschnitt, Breite in mm 89; Blendrahmen; Artikel-Nummer FT-0201F; Profilquerschnitt, Dicke in mm 65; Profilquerschnitt, Breite in mm 71,5; Ersatzpaneel; Dicke in mm 36; Einstand in mm 15

Besonderheiten: -

Ergebnis

Berechnung des Wärmedurchgangskoeffizienten nach
EN ISO 10077-2:2012-02

U_f = 2,2 W/(m²K)

Grundlagen *)

EN ISO 10077-2:2012-02
SG 06-verpflichtend
NB-CPD/SG06/11/083 2011-09
*) und entsprechende nationale Fassungen (z.B. DIN EN)

Darstellung

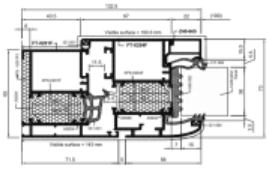

Verwendungshinweise

Die ermittelten Ergebnisse können für den Nachweis entsprechend den oben angegebenen Grundlagen verwendet werden.

Gültigkeit

Die genannten Daten und Ergebnisse beziehen sich ausschließlich auf den geprüften und beschriebenen Probekörper.

Diese Prüfung ermöglicht keine Aussage über weitere leistungs- und qualitätsbestimmende Eigenschaften der vorliegenden Konstruktion.

Veröffentlichungshinweise

Es gilt das "Merkblatt zur Benutzung von ift-Prüfdokumentationen". Das Deckblatt kann als Kurzfassung verwendet werden.

Inhalt

Der Nachweis umfasst insgesamt 7 Seiten und Anlage (1 Seite).

ift Rosenheim
14.04.2014

Manuel Demel, M.BP. Dipl.-Ing. (FH)
Stv. Prüfstellenleiter
Wärmeschutz & Klima

Sebastian Unterholzner, Dipl.-Ing. (FH)
Prüfingenieur
Wärmeschutz & Klima

Ve-PB0-1190-de (01.10.2012)

ift Rosenheim GmbH
Geschäftsführer:
Dr. Jochen Peichl
Prof. Ulrich Sieberath

Theodor-Gietl-Str. 7 - 9
D-83026 Rosenheim
Tel.: +49 (0)8031/261-0
Fax: +49 (0)8031/261-290
www.ift-rosenheim.de

Sitz: 83026 Rosenheim
AG Traunstein, HRB 14763
Sparkasse Rosenheim
IBAN: DE90711500000000003822
SWIFT-BIC: BYLADEM1ROS

Anerkannte Stelle
Notified Body 0757
PÜZ-Stelle: BAY 18

17025·HAA
1033/09
INSTITUT IGH, d.d.
Laboratorij IGH, Laboratorij za građevinsku fiziku
ZAGREB 10000, Janka Rakuše 1
Tel: +385 1/6125 111, Fax: +385 1/6125 100
www.institutigh.com

Datum 12. 11. 2009.
3124/09

Nalog za ispitivanje: 113/09
RN: 72160817

Zagreb, 2009-10-19

IZVJEŠTAJ O ISPITIVANJU BR. 2160-261/09

Naručitelj:	Feal Hrvatska d.o.o. Rudeška cesta 3a HR-10 000 Zagreb
Ugovor/narudžba:	ponuda 2160-0-1494/09 od 2009-07-08
Proizvod:	Jednokrilni otklopno-zaokretni aluminijski prozor izrađen od aluminijskih profila serije TERMO 65 F
Proizvođač:	FEAL d.o.o. poduzeće za preradu aluminija Široki Brijeg, BIH
Datum zaprimanja uzoraka:	2009-07-07
Mjesto ispitivanja:	Institut IGH d.d., Sektor IGH Institut, Laboratorij IGH, Laboratorij za građevinsku fiziku, Janka Rakuše 1, HR-10000 Zagreb
Laboratorijska oznaka uzorka:	LGF 210/09
Ispitana svojstva:	A dio: koeficijent prolaska topline U_f profila prozora i B dio: koeficijent prolaska topline U_W prozora i (sve metode ispitivanja akreditirane su od strane HAA) **U_f = 2,3 W/(m²·K)** **U_W = 1,4 W/(m²·K)**

Voditelj ispitivanja: Zlatko Franolić

Institut IGH, Zagreb

Voditelj laboratorija: dr. sc. Ivica Kušević, dipl. ing. fizike

Laboratorij za građevinsku fiziku, akreditiran je od Hrvatske akreditacijske agencije (HAA) prema zahtjevima norme HRN EN ISO/IEC 17025 za ispitivanja toplinsko-izolacijskih proizvoda za primjenu u graditeljstvu, izabranih ispitivanja: građevnih materijala i proizvoda s obzirom na toplinu, vlagu i akustička svojstva, toplinskih značajki zgrada, svojstava prozora i vrata, boja i lakova, te građevnih materijala i elemenata u požaru, prema Prilogu potvrde o akreditaciji br. 1033/09.

Berechnung des Wärmedurchgangskoeffizienten U_f

auf Grundlage der Überprüfung nach EN 14351-1

Protokoll 12-000013-PR04

ift ROSENHEIM

Protokollinhaber
FEAL d.o.o.

88220 Siroki Brijeg

Produkt
Flügelrahmen-Blendrahmen Metall
Bezeichnung
FEAL 65 neu
Flügelrahmen-Blendrahmen Metall
Ansichtsbreite B in mm: 112
Flügelrahmen
Profilquerschnitt, Dicke in mm: 73
Blendrahmen
Profilquerschnitt, Dicke in mm: 65
Ersatzpaneel
Dicke in mm: 36
Einstand in mm: 15

Grundlagen
ift-Zertifizierungsprogramm „ift-zertifizierter Fachbetrieb zur Berechnung von Wärmedurchgangskoeffizienten" – QM 339
ift-Zertifizierungs- und Überwachungsvertrag 588 6049971
EN ISO 10077-2
Wärmetechnisches Verhalten von Fenstern, Türen und Abschlüssen - Berechnung des Wärmedurchgangs-koeffizienten - Teil 2: Numerisches Verfahren für Rahmen

Berechnungsquerschnitt

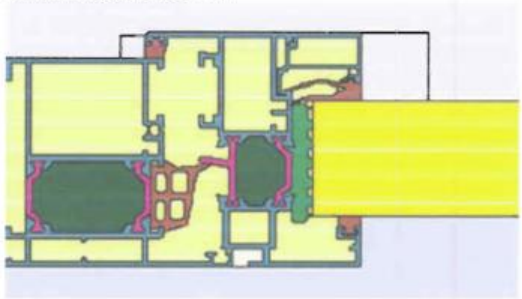

Erstellt von: Felder, Berndt

Randbedingungen Wärmeübergangswiderstand
Die Wärmeübergangswiderstände entsprechen den Vorgaben der EN ISO 10077-2.
Materialtabelle Wärmeleitfähigkeit / Emission
Die Wärmeleitfähigkeiten der verwendeten Materialien und deren Emissionen entsprechen der EN ISO 10077-2 bzw. EN ISO 10456.

Farbe	Material	Wärmeleitf. W/mK	Emission Oberfläche
	Aluminiumlegierung lackiert	160	0,9
	XPE	0,046	0,9
	XPS	0,041	0,9
	Polypropylen mit 25 % Glasfasern	0,250	0,9
	Ethylen-Propylendien, Monomer (EPDM)	0,250	0,9
	Ersatzpaneel EN ISO 10077-2	0,035	0,9

Wärmedurchgangskoeffizient

U_f = 2,7 W/(m² · K)

Das ift Rosenheim bestätigt die Überprüfung der Grundlagen nach EN 14351-1 Anhang ZA.2 für die vom Hersteller eigenverantwortliche Berechnung für den Nachweis des Wärmedurchgangskoeffizieten U_f von Rahmenprofilen auf Basis eines bestehenden Zertifizierungs- und Überwachungsvertrages gemäß ift-Zertifizierungsprogramm QM 339.

Dr. Joachim Hessinger
ift Rosenheim
23.5.2012

Manuel Demel
ift Rosenheim
23.5.2012

ift Rosenheim GmbH
Geschäftsführer:
Dipl.-Ing. (FH) Ulrich Sieberath
Dr. Jochen Peichl

Theodor-Gietl-Str. 7 - 9
D-83026 Rosenheim
Tel. +49 (0)8031/261-0
Fax +49 (0)8031/261-290
www.ift-rosenheim.de

Sitz: 83026 Rosenheim
AG Traunstein HRB 14763
Sparkasse Rosenheim
Kto. 3622
BLZ 711 500 00

Notified Body Nr. 0757
Anerkannte PÜZ-Stelle BAY 18

Window system / Calculation of thermal transmittance

gbd LAB

2009-06-12 | Job No. 09/469 02 | Cust. No. 0320 | Ref hp/dp | Page 1/4

A
No. 270

gbd LAB
Accredited Testing and Inspection Centre – gbd LAB

Calculation of thermal transmittance - U_w

Client	FEAL d.o.o Tvornica za preradu aluminija	**Address**	Trnska cesta 146 88220 Široki Brijeg Bosnia and Herzegovina

Designation	TERMO 65 F	**Identification**	Single tilt and turn window
Frame material	Aluminium	**Dimensions**	Width 1230 mm Height 1480 mm

Product Standard	ON EN 14351-1	**Test Standard**	ON EN ISO 10077-1 ON EN ISO 10077-2

Glass pane U_g [W/(m²·K)]		**Spacer Ψ_g** Average [W/(m·K)]	**Frame U_f** Average [W/(m²·K)]	**Window U_w** [W/(m²·K)]
Insulation glazing	0.60	0.08	2.136	**1.338**

gbd LAB
Akkr. Prüf- und Inspektionsstelle
gbd Lab GmbH www.gbd-lab.at
Steinebach 13a A-6850 Dornbirn

The cover sheet can be used as a summary.
 Test Report Version: *02* Appendices: -1-

Accredited Testing and Inspection Centre – – gbd LAB GmbH FN295310f
Steinebach 13a 6850 Dornbirn Austria T ++43 (0)5572 394830 F ++43 (0)5572 394830-39 office@gbd-lab.at www.gbd-lab.at

Nachweis
Luftschalldämmung von Bauteilen

Prüfbericht 161 38064/Z01

ift ROSENHEIM

Auftraggeber	**FEAL d.o.o.** Trnska cesta 146 88220 Siroki Brijeg Bosnien-Herzegowina
Produkt	Einfachfenster, einflüglig
Bezeichnung	TERMO 65
Außenmaß (b × h)	1230 mm × 1480 mm
Material	Aluminium-Verbundprofile mit thermischer Trennung
Öffnungsart	Drehkipp
Falzdichtungen	1 Mitteldichtung, 1 Innendichtung
Füllung	Mehrscheiben-Isolierglas , Aufbau: 8VSG/15/6 Verbundschicht: 0,76 mm Akustikfolie
Besonderheiten	-/-

Bewertetes Schalldämm-Maß R_w
Spektrum-Anpassungswerte C und C_{tr}

$$R_w\ (C;\ C_{tr}) = 38\ (-1;\ -4)\ \text{dB}$$

ift Rosenheim
23. März 2009

Dr. Joachim Hessinger, Dipl.-Phys.
Prüfstellenleiter
ift Schallschutzzentrum

Johann Baume, Dipl.-Ing. (FH)
Prüfingenieur
ift Schallschutzzentrum

Grundlagen

EN ISO 140-1: 1997+A1: 2004
EN 20140-3: 1995+A1: 2004
EN ISO 717-1: 1996+A1: 2006

Darstellung

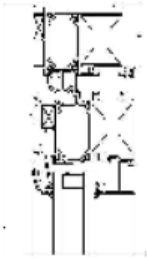

Verwendungshinweise

Dieser Prüfbericht dient zum Nachweis der Schalldämmung eines Bauteils.

Für Deutschland gilt

- $R_{w,R}$ nach DIN 4109: (R_w entspricht $R_{w,P}$, $R_{w,R} = R_{w,P} - 2$ dB)
- $R_{w,R}$ für Bauregelliste

Gültigkeit

Die genannten Daten und Ergebnisse beziehen sich ausschließlich auf den geprüften und beschriebenen Probekörper.

Die Prüfung der Schalldämmung ermöglicht keine Aussage über weitere leistungs- und qualitätsbestimmenden Eigenschaften der vorliegenden Konstruktion.

Veröffentlichungshinweise

Es gilt das **ift**-Merkblatt „Bedingungen und Hinweise zur Verwendung von **ift**-Prüfdokumentationen".

Das Deckblatt kann als Kurzfassung verwendet werden.

Inhalt

Der Nachweis umfasst insgesamt 9 Seiten

LSW - Labor für Schall- und Wärmemesstechnik GmbH
– das Schallschutzprüfzentrum des ift Rosenheim
Geschäftsführer
Dr. Jochen Peichl
Ulrich Sieberath

Lackermannweg 26
D-83071 Stephanskirchen
Tel. +49 (0)8036/3006-0
Fax: +49 (0)8036/3006-33
www.lsw-gmbh.de

Sitz: 83026 Rosenheim
AG Traunstein, HRB 14821
Sparkasse Rosenheim
Kto. 500 434 826
BLZ 711 500 00

Notified Body Nr.: 0757
Anerkannte PÜZ-Stelle: BAY 18
DAP-PL-0868.99
Sachverständige Prüfstelle Gruppe I
für Eignungs- und Güteprüfung DIN 4109

Akkreditierung Austria A 0270 ISO/IEC 17025 T

gbd LAB
Akkreditierte Prüf- und Inspektionsstelle – gbd Lab GmbH

Prüfbericht / Test report

Ermittlung der Widerstandsfähigkeit gegen:
Determination of resistance under:

Statische Belastung nach EN 1628
Static loading according to EN 1628

Dynamische Belastung nach EN 1629
Dynamic loading according to EN 1629

Manuelle Einbruchversuche nach EN 1630
Manual burglary attempts according to EN 1630

Auftraggeber **Client**	FEAL d.o.o	**Adresse** **Address**	Trn bb BIH-88220 Siroki Brijeg

Bezeichnung **Designation**	Einflügeliges DK-Fenster Single-winged tilt and turn window	**Identifikation** **Identification**	TERMO 65
Rahmenmaterial **Frame material**	Aluminium Aluminium	**Abmessungen** **Dimensions**	Breite / Width 1200 mm Höhe / Height 1500 mm

Produktnorm **Product standard**	Fenster und Türen Windows and doors	EN 14351-1	
Einstufung **Grading**	Statische Belastung Static loading	EN 1627	**RC 2**
	Dynamische Belastung Dynamic loading	EN 1627	**RC 2**
	Manueller Einbruchversuch Manual burglary attempts	EN 1627	**RC 2**

gbd LAB
Akkr. Prüf- und Inspektionsstelle
gbd Lab GmbH www.gbd.at
Steinebach 13a A-6850 Dornbirn

Vorlage 01 / Template 01

Akkreditierte Prüf- und Inspektionsstelle / Accredited Testing and Inspection Center – gbd Lab GmbH FN 295310f
Steinebach 13a A-6850 Dornbirn T +43 5572 394830-0 F +43 5572 394830-39 office.lab@gbd.at www.gbd.at

Akkreditierung Austria A 0270 ISO/IEC 17025

gbd LAB
Akkreditierte Prüf- und Inspektionsstelle – gbd Lab GmbH

Prüfbericht / Test report

Ermittlung der Widerstandsfähigkeit gegen:
Determination of resistance under:

Statische Belastung nach EN 1628
Static loading according to EN 1628

Dynamische Belastung nach EN 1629
Dynamic loading according to EN 1629

Manuelle Einbruchversuche nach EN 1630
Manual burglary attempts according to EN 1630

Auftraggeber **Client**	FEAL d.o.o	**Adresse** **Address**	Trn bb BIH-88220 Siroki Brijeg

Bezeichnung **Designation**	Einflügeliges DK-Fenster Single-winged tilt and turn window	**Identifikation** **Identification**	TERMO 65
Rahmenmaterial **Frame material**	Aluminium Aluminium	**Abmessungen** **Dimensions**	Breite / Width 1000 mm Höhe / Height 2100 mm

Produktnorm **Product standard**	Fenster und Türen Windows and doors	EN 14351-1	
Einstufung **Grading**	Statische Belastung Static loading	EN 1627	**RC 2**
	Dynamische Belastung Dynamic loading	EN 1627	**RC 2**
	Manueller Einbruchversuch Manual burglary attempts	EN 1627	**RC 2**

gbd LAB
Akkr. Prüf- und Inspektionsstelle
gbd Lab GmbH www.gbd.at
Steinebach 13a A-6850 Dornbirn

Vorlage 01 / Template 01

Akkreditierte Prüf- und Inspektionsstelle / Accredited Testing and Inspection Center – gbd Lab GmbH FN 295310f
Steinebach 13a A-6850 Dornbirn T +43 5572 394830-0 F +43 5572 394830-39 office.lab@gbd.at www.gbd.at

gbu LAB
Akkreditierte Prüf- und Inspektionsstelle – gbd Lab GmbH

Prüfbericht / Test report

Bedienungskräfte nach EN 12046-1
Operating forces according to EN 12046-1

Ermittlung der Widerstandsfähigkeit gegen Lasten in der Flügelebene nach EN 14608
Determination of the resistance to racking according to EN 14608

Ermittlung der Widerstandsfähigkeit gegen statische Verwindung nach EN 14609
Determination of the resistance to static torsion according to EN 14609

Belastung mit weichem, schweren Stoßkörper nach EN 13049
Soft and heavy body impact according to EN 13049

Auftraggeber Client	FEAL d.o.o	**Adresse** Address	Trn bb BIH-88220 Siroki Brijeg

Bezeichnung Designation	Einflügeliges DK-Fenster Single-winged tilt and turn window	**Identifikation** Identification	TERMO 65
Rahmenmaterial Frame material	Aluminium Aluminium	**Abmessungen** Dimensions	**Breite** / Width 1200 mm **Höhe** / Height 1500 mm

Produktnorm Product standard	Fenster und Türen Windows and doors	EN 14351-1	
Einstufung Grading	Bedienungskräfte Operating forces	EN 13115	1
	Widerstandsfähigkeit gegen Lasten in der Flügelebene / Resistance to racking	EN 13115	
		Kippen / tilt	2
		Drehen / turn	4
	Widerstandsfähigkeit gegen statische Verwindung / Resistance to static torsion	EN 13115	
		Kippen / tilt	4
		Drehen / turn	4
	Belastung mit weichem, schweren Stoßkörper Soft and heavy body impact	EN 13049	3

gbu LAB
Akkr. Prüf- und Inspektionsstelle
gbd Lab GmbH www.gbd.at
Steinebach 13a A-6850 Dornbirn

Vorlage 01 / Template 01

Akkreditierte Prüf- und Inspektionsstelle / Accredited Testing and Inspection Center – gbd Lab GmbH FN 295310f
Steinebach 13a A-6850 Dornbirn T +43 5572 394830-0 F +43 5572 394830-39 office.lab@gbd.at www.gbd.at

Akkreditierung Austria A 0270 ISO/IEC 17025

gbu LAB
Akkreditierte Prüf- und Inspektionsstelle – gbd Lab GmbH

Prüfbericht / Test report

Bedienungskräfte nach EN 12046-1
Operating forces according to EN 12046-1

Ermittlung der Widerstandsfähigkeit gegen Lasten in der Flügelebene nach EN 14608
Determination of the resistance to racking according to EN 14608

Ermittlung der Widerstandsfähigkeit gegen statische Verwindung nach EN 14609
Determination of the resistance to static torsion according to EN 14609

Belastung mit weichem, schweren Stoßkörper nach EN 13049
Soft and heavy body impact according to EN 13049

Auftraggeber Client	FEAL d.o.o	**Adresse** Address	Trn bb BIH-88220 Siroki Brijeg

Bezeichnung Designation	Einflügeliges DK-Fenster Single-winged tilt and turn window	**Identifikation** Identification	TERMO 65
Rahmenmaterial Frame material	Aluminium Aluminium	**Abmessungen** Dimensions	**Breite** / Width 1000 mm **Höhe** / Height 2100 mm

Produktnorm Product standard	Fenster und Türen Windows and doors	EN 14351-1	
Einstufung Grading	Bedienungskräfte Operating forces	EN 13115	1
	Widerstandsfähigkeit gegen Lasten in der Flügelebene / Resistance to racking	EN 13115	
		Kippen / tilt	2
		Drehen / turn	4
	Widerstandsfähigkeit gegen statische Verwindung / Resistance to static torsion	EN 13115	
		Kippen / tilt	4
		Drehen / turn	4
	Belastung mit weichem, schweren Stoßkörper Soft and heavy body impact	EN 13049	3

gbu LAB
Akkr. Prüf- und Inspektionsstelle
gbd Lab GmbH www.gbd.at
Steinebach 13a A-6850 Dornbirn

Vorlage 01 / Template 01

Akkreditierte Prüf- und Inspektionsstelle / Accredited Testing and Inspection Center – gbd Lab GmbH FN 295310f
Steinebach 13a A-6850 Dornbirn T +43 5572 394830-0 F +43 5572 394830-39 office.lab@gbd.at www.gbd.at

gbu LAB
Akkreditierte Prüf- und Inspektionsstelle – gbd Lab GmbH

Prüfbericht / Test report

Ermittlung der Widerstandsfähigkeit gegen:
Determination of resistance under:
Statische Belastung nach EN 1628
Static loading according to EN 1628
Dynamische Belastung nach EN 1629
Dynamic loading according to EN 1629
Manuelle Einbruchversuche nach EN 1630
Manual burglary attempts according to EN 1630

Auftraggeber Client	FEAL d.o.o.	**Adresse** Address	Trn bb BIH – 88220 Siroki Brijeg

Bezeichnung Designation	1-flg. Dreh-/Kipp-Fenster Single winged tilt and turn window	**Identifikation** Identification	Termo 65
Rahmenmaterial Frame material	Aluminium Aluminium	**Abmessungen** Dimensions	Breite / Width 1200 mm Höhe / Height 1500 mm

Produktnorm Product standard	Fenster und Türen Windows and doors	EN 14351-1	
Einstufung Grading	Statische Belastung Static loading	EN 1627	**RC 3**
	Dynamische Belastung Dynamic loading	EN 1627	**RC 3**
	Manueller Einbruchversuch Manual burglary attempts	EN 1627	**RC 3**

gbu LAB
Akkr. Prüf- und Inspektionsstelle
gbd Lab GmbH www.gbd.at
Steinebach 13a A-6850 Dornbirn

Vorlage 01 / Template 01

Akkreditierte Prüf- und Inspektionsstelle / Accredited Testing and Inspection Center – gbd Lab GmbH FN 295310f
Steinebach 13a A-6850 Dornbirn T +43 5572 394830-0 F +43 5572 394830-39 office.lab@gbd.at www.gbd.at

SAMPLE TESTING
TERMO 65 - open in

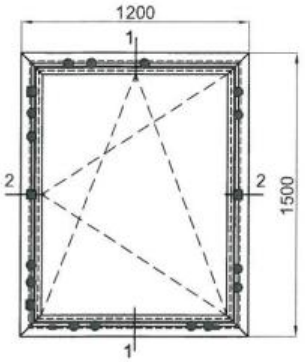

Poz.	profile / gaskets / accessories / glass	producer
1	al. profile (frame) FT-0201	FEAL
2	al. profile (wing) FT-0203	FEAL
3	al. profile Z40-666	FEAL
4	al. profile Z40-657	FEAL
5	gasket 331.001(EPDM)	Iseo Gomma
6	gasket 321.002 (EPDM)	Iseo Gomma
7	gasket 311.004 (EPDM)	Iseo Gomma
8	gasket 321.001 (EPDM)	Iseo Gomma
9	support glass 374.049 (PVC)	AM-2000
10	al. angled connector 710.072	FEAL
11	al. angled connector 710.037	FEAL
12	al. angled connector 710.075	FEAL
13	al. angled connector 710.026	FEAL
14	al. angled connector 730.005	FEAL
15	al. angled connector 730.002	FEAL
16	water drain cap 373.003	Metaltrgovina
17	handle window WK 3	Roto
18	window fittings WK 3	Roto
19	silicone DC 895	Dow corning
20	glue OT-15	Ilbruck
21	Screw 3.9 x 16 DIN 7982	Würth
22	glass 32.3 mm (6+16+44.6)	Kristal

SECTION 1-1

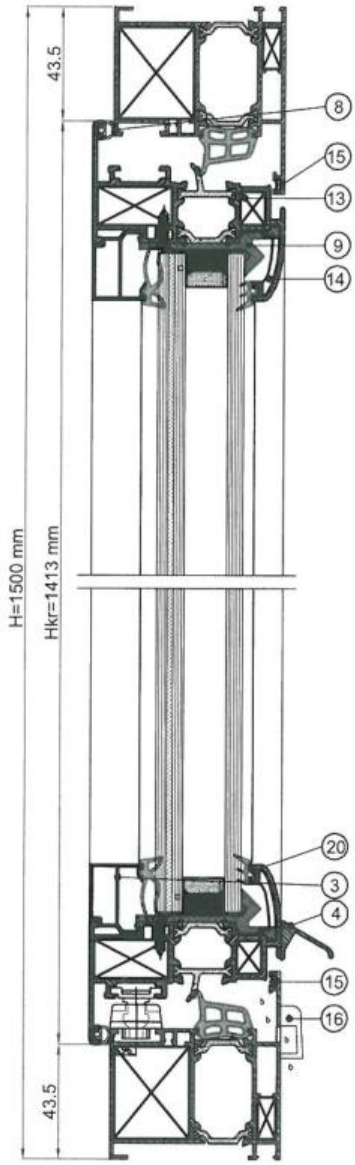

gbd LAB 14/0288_01 Anlage -1- / Seite 1
Akkr. Prüf- und Inspektionsstelle
gbd Lab GmbH www.gbd.at
Steinebach 13a A-6850 Dornbirn

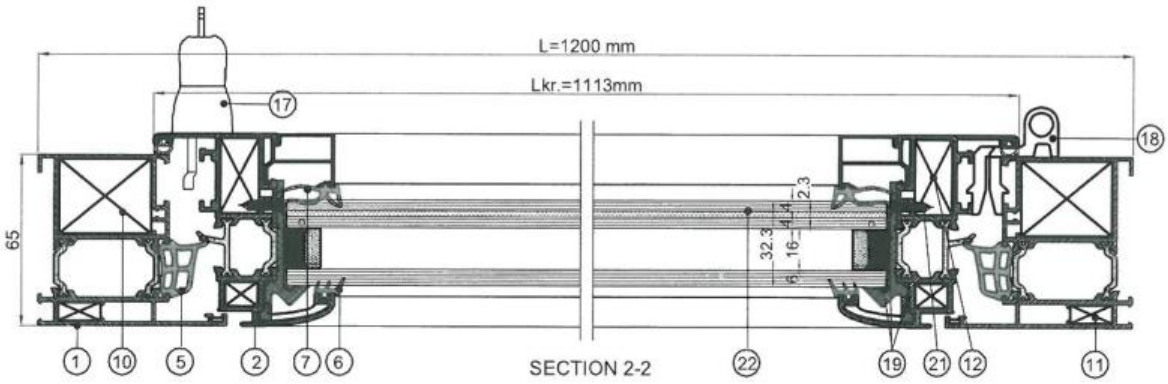

SECTION 2-2

gbd LAB
Akkreditierte Prüf- und Inspektionsstelle – gbd Lab GmbH

Prüfbericht / Test report

Ermittlung der Widerstandsfähigkeit gegen:
Determination of resistance under:
Statische Belastung nach EN 1628
Static loading according to EN 1628
Dynamische Belastung nach EN 1629
Dynamic loading according to EN 1629
Manuelle Einbruchversuche nach EN 1630
Manual burglary attempts according to EN 1630

Auftraggeber Client	FEAL d.o.o	**Adresse** Address	Trnska cesta 146 BIH-88220 Siroki Brijeg

Bezeichnung Designation	2-flg. Dreh-/Dreh-Kipp-Fenster Double-winged turn / tilt and turn window	**Identifikation** Identification	Termo 65
Rahmenmaterial Frame material	Aluminium Aluminium	**Abmessungen** Dimensions	Breite / Width 1600 mm Höhe / Height 1500 mm

Produktnorm Product standard	Fenster und Türen Windows and doors	EN 14351-1	
Einstufung Prüfelement Grading test element	Statische Belastung Static loading	EN 1627	**RC 2**
	Dynamische Belastung Dynamic loading	EN 1627	**RC 2**
	Manueller Einbruchversuch Manual burglary attempts	EN 1627	**RC 2**

gbd LAB
Akkr. Prüf- und Inspektionsstelle
gbd Lab GmbH www.gbd.at
Steinebach 13a A-6850 Dornbirn

SAMPLE TESTING
TERMO 65 (double wing window) - open in-RC2

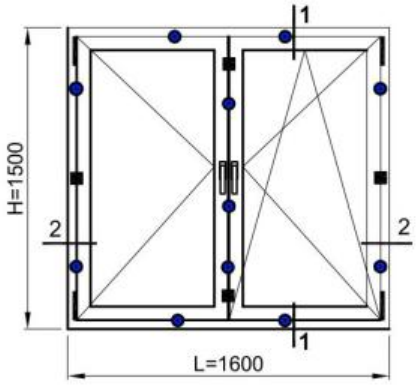

SECTION 1-1

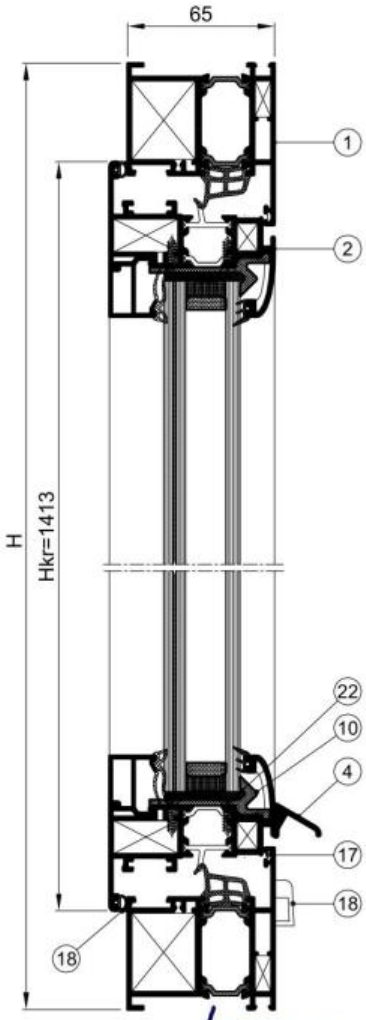

Poz.	profile / gaskets / accessories / glass	producer
1	al. profile (frame) FT-0201	FEAL
2	al. profile (wing) FT-0203	FEAL
3	al. profile FT-0286	FEAL
4	al. profile Z40-666	FEAL
5	al. profile Z40-657	FEAL
6	gasket 331.001 (EPDM) with corner pieces	Posa *S.p.A.*
7	gasket 321.001 (EPDM)	Posa *S.p.A.*
8	gasket 321.002 (EPDM)	Posa *S.p.A.*
9	gasket 311.003 (EPDM)	Posa *S.p.A.*
10	support glass 374.049 (pvc)	AM-200
11	al. angled connector 710.072	FEAL
12	al. angled connector 710.075	FEAL
13	al. angled connector 710.037	FEAL
14	al. angled connector 710.026	FEAL
15	al. angled connector 730.005	FEAL
16	al. angled connector 730.001	FEAL
17	al. angled connector 730.002	FEAL
18	water drain cap 373.003	Metaltrgovina
19	fittings ALU 5200 DK-E RC2/DS-E RC2	Siegenia
20	handle Siegenia, RC2	Siegenia
21	screws, DIN 7981 i DIN 7982	Würth
22	Teroson1-K 939	Henkel
23	loctite 4860	Henkel
24	glass 33.5 mm (6+18+44.4)-P4A	Kristal

SECTION 2-2

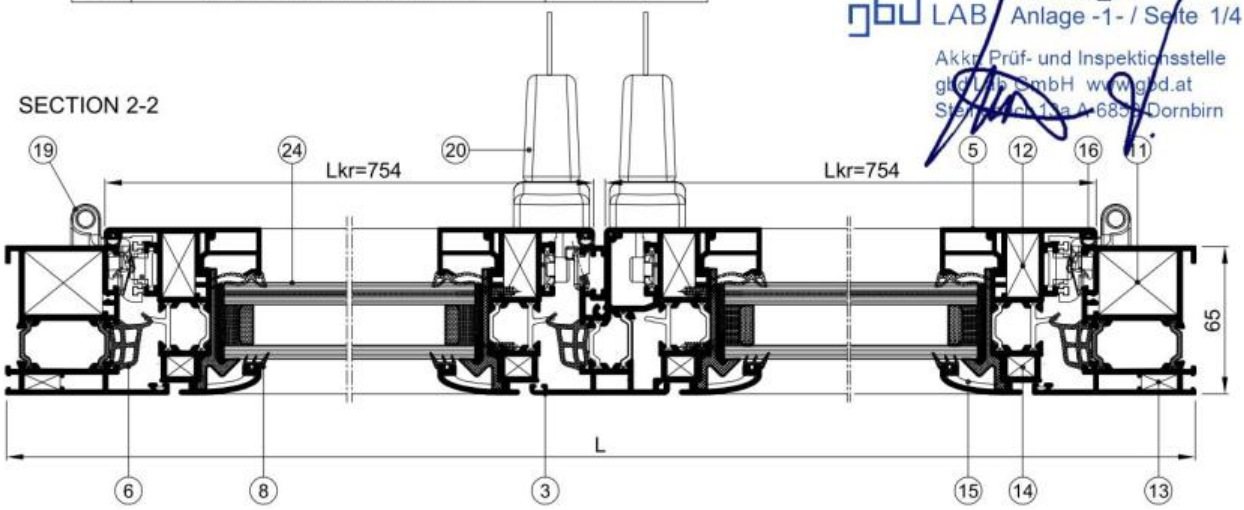

04.2017 000.001

Maksimalne mjere krila za jednokrilni i dvokrilni zaokretni prozor

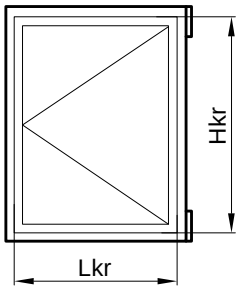

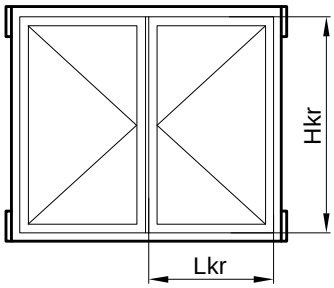

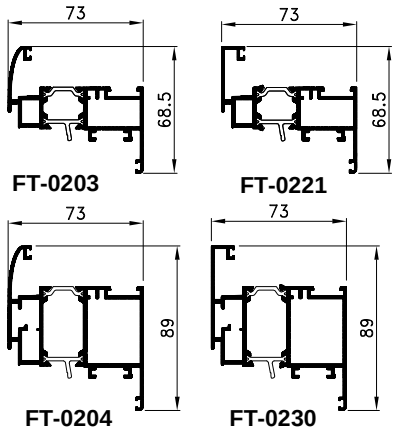

MINIMALNA ŠIRINA KRILA (Lkr x Hkr) 550X550

MAKSIMALNA TEŽINA KRILA = 75 Kg (DVODJELNA BAGLAMA)
85 Kg (TRODJELNA BAGLAMA)

PROFILI	OPTEREČENJE VJETROM (Pa)	MAKSIMALNE DIMENZIJE KRILA (Lkr x Hkr)	
		JEDNOKRILNI PROZOR	DVOKRILNI PROZOR
FT-0203 FT-0221	400	1300x1800	1000x1800
	800	1300x1600	1000x1600
	1200	1300x1400	1000x1400
FT-0204 FT-0230	400	1400x2000	1200x2000
	800	1400x1800	1200x1800
	1200	1400x1600	1200x1600

MAKSIMALNE DIMENZIJE KRILA ZA JEDNOKRILNA I DVOKRILNA BALKONSKA VRATA

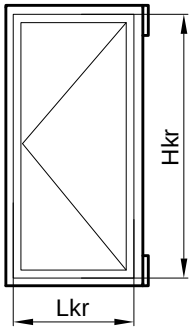

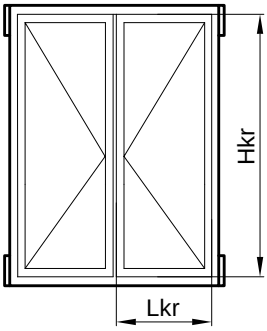

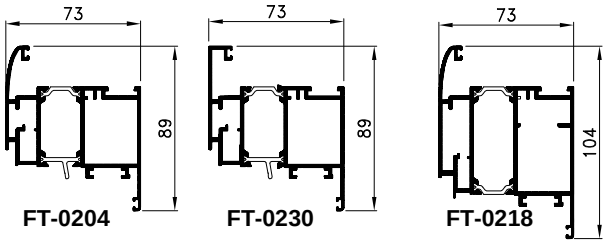

MINIMALNA ŠIRINA KRILA (Lkr x Hkr) 550X1900

MAKSIMALNA TEŽINA KRILA = 75 Kg (DVODJELNA BAGLAMA)
85 Kg (TRODJELNA BAGLAMA)

PROFILI	OPTEREČENJE VJETROM (Pa)	MAKSIMALNE DIMENZIJE KRILA (Lkr x Hkr)	
		JEDNOKRILNA BALKONSKA VRATA	DVOKRILNA BALKONSKA VRATA
FT-0204 FT-0230	400	1200x2300	1100x2300
	800	1000x2300	900x2300
	1200	1000x2200	900x2200
FT-0218	400	1200x2350	1100x2350
	800	1000x2300	900x2300
	1200	1000x2250	900x2250

Maksimalne mjere krila za jednokrilni otklopno-zaokretni prozor

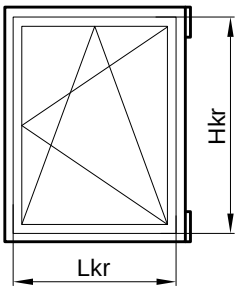

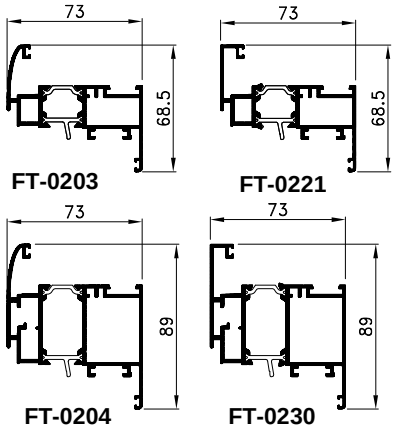

PREPORUKE PROIZVOĐAČA OKOVA ZA
OTKLOPNO ZAOKRETNI MEHANIZAM "4030.00" I "4031.00" :
MAKSIMALNA TEŽINA KRILA =50 (kg/m2)

GARNITURE OKOVA "4031.00" MINIMALNA ŠIRINA KRILA 445X535 mm

PROFILI	OPTEREČENJE VJETROM (Pa)	MAKSIMALNE DIMENZIJE KRILA (Lkr x Hkr)
		JEDNOKRILNI PROZOR
FT-0203 FT-0221	400	550x600
	800	550x600
	1200	550x600
FT-0204 FT-0230	400	550x600
	800	550x600
	1200	550x600

GARNITURE OKOVA "4030.00" MINIMALNA ŠIRINA KRILA 535X535 mm

PROFILI	OPTEREČENJE VJETROM (Pa)	MAKSIMALNE DIMENZIJE KRILA (Lkr x Hkr)
		JEDNOKRILNI PROZOR
FT-0203 FT-0221	400	1000x1600
	800	1000x1450
	1200	1000x1350
FT-0204 FT-0230	400	1000x1750
	800	1000x1600
	1200	1000x1450

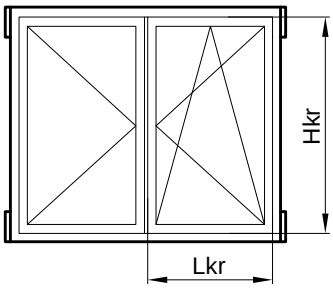

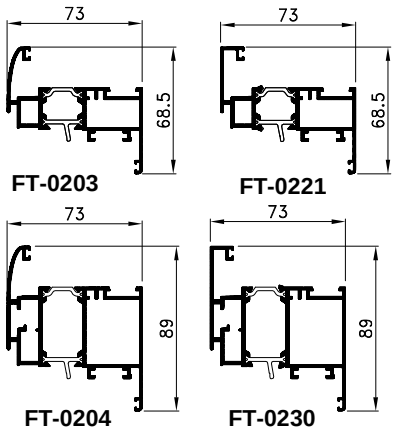

PREPORUKE PROIZVOĐAČA OKOVA ZA
OTKLOPNO ZAOKRETNI MEHANIZAM "4030.00" :
MAKSIMALNA TEŽINA KRILA =50 (kg/m2)

GARNITURE OKOVA "4030.00" MINIMALNA ŠIRINA KRILA 535X535 mm

PROFILI	OPTEREČENJE VJETROM (Pa)	MAKSIMALNE DIMENZIJE KRILA (Lkr x Hkr)
		JEDNOKRILNI PROZOR
FT-0203 FT-0221	400	1000x1700
	800	1000x1550
	1200	1000x1350
FT-0204 FT-0230	400	1000x1800
	800	1000x1600
	1200	1000x1400

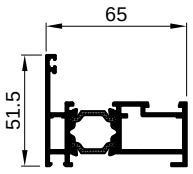

FT-0287
kg/m 1.239

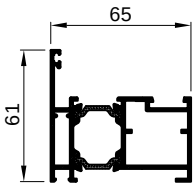

FT-0233
kg/m 1.400

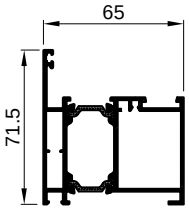

FT-0201
kg/m 1.688

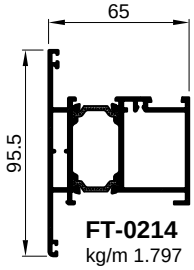

FT-0214
kg/m 1.797

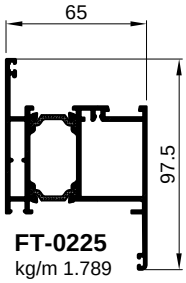

FT-0225
kg/m 1.789

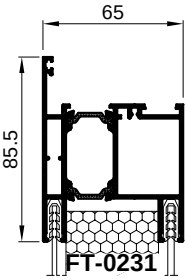

FT-0231
kg/m 1.890

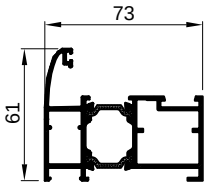

FT-0234
tkg/m 1.510

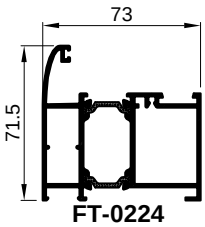

FT-0224
kg/m 1.738

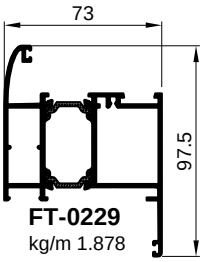

FT-0229
kg/m 1.878

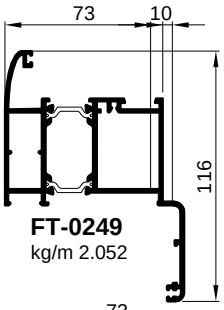

FT-0249
kg/m 2.052

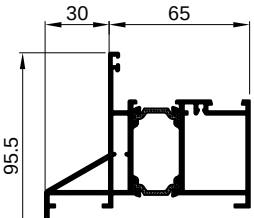

FT-0232
kg/m 2.023

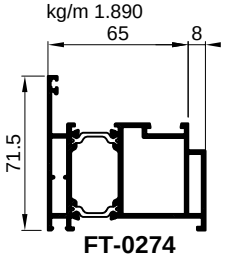

FT-0274
tkg/m 1.813

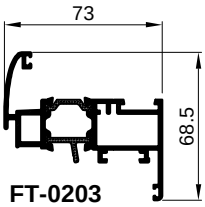

FT-0203
kg/m 1.503

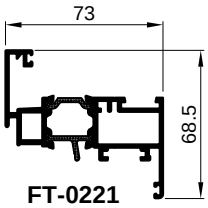

FT-0221
kg/m 1.502

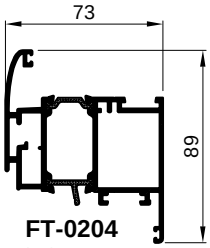

FT-0204
kg/m 1.984

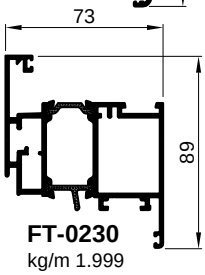

FT-0230
kg/m 1.999

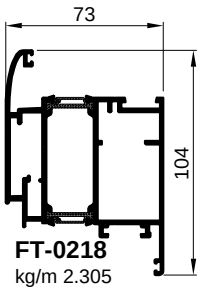

FT-0218
kg/m 2.305

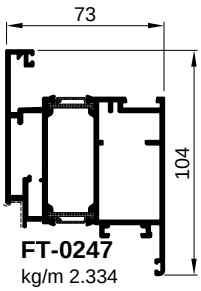

FT-0247
kg/m 2.334

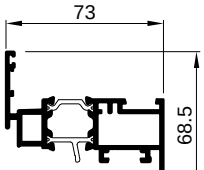

FT-0248
kg/m 1.446

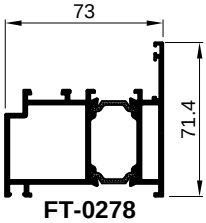

FT-0278
kg/m 1.736

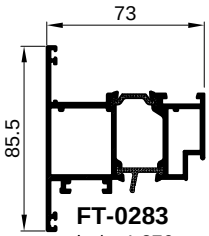

FT-0283
kg/m 1.876

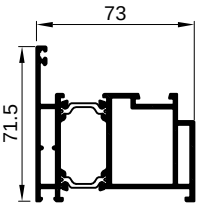

FT-0274
kg/m 1.813

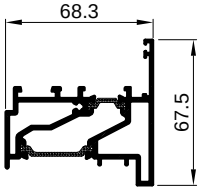

FT-0280
kg/m 1.683

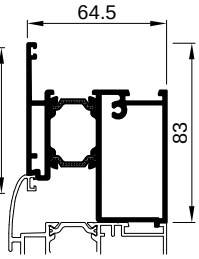

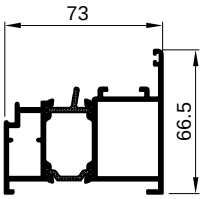

FT-0202
kg/m 1.631

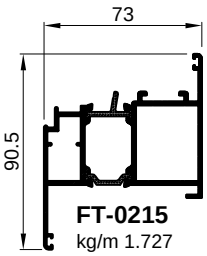

FT-0215
kg/m 1.727

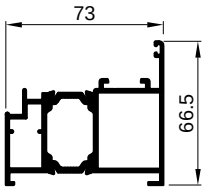

FT-0220
kg/m 1.629

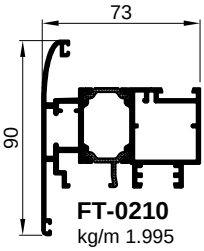

FT-0210
kg/m 1.995

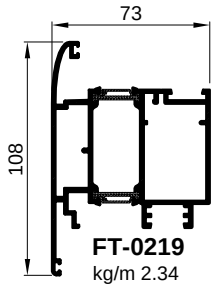

FT-0219
kg/m 2.34

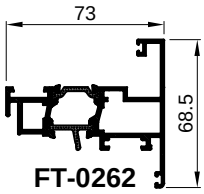

FT-0262
kg/m 1.49

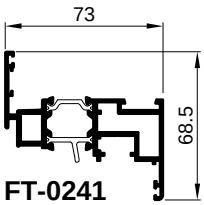

FT-0241
kg/m 1.487

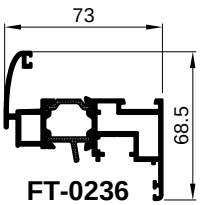

FT-0236
kg/m 1.517

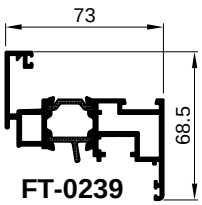

FT-0239
kg/m 1.543

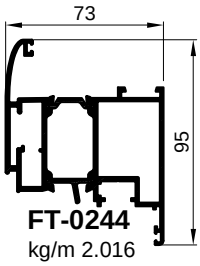

FT-0244
kg/m 2.016

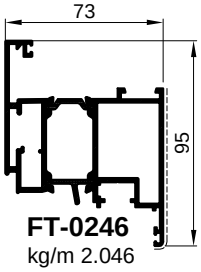

FT-0246
kg/m 2.046

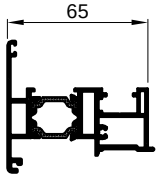

FT-0237
kg/m 1.506

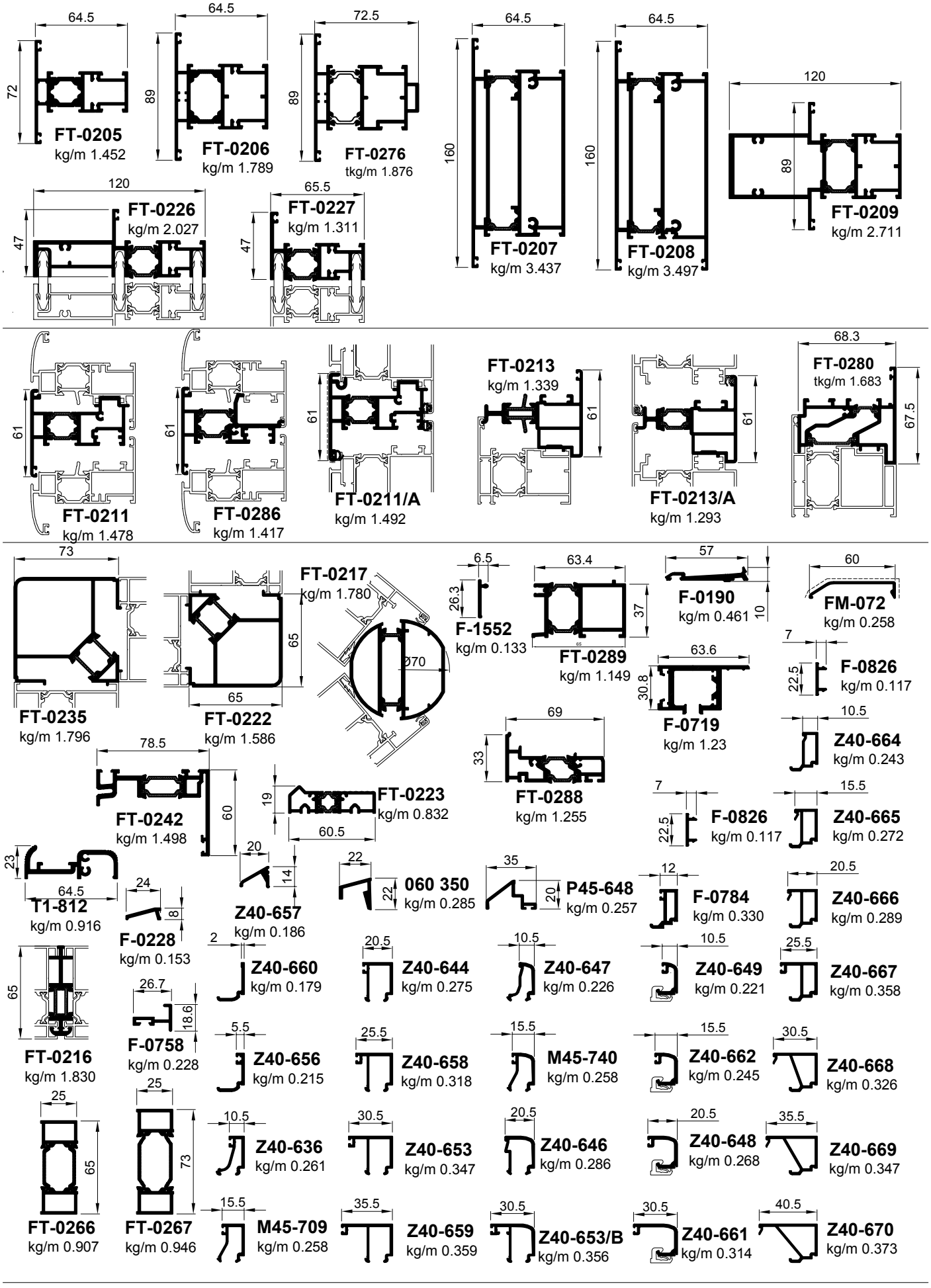
FT-0205
kg/m 1.452
FT-0206
kg/m 1.789
FT-0276
tkg/m 1.876
FT-0207
kg/m 3.437
FT-0208
kg/m 3.497
FT-0209
kg/m 2.711
FT-0226
kg/m 2.027
FT-0227
kg/m 1.311
FT-0211
kg/m 1.478
FT-0286
kg/m 1.417
FT-0211/A
kg/m 1.492
FT-0213
kg/m 1.339
FT-0213/A
kg/m 1.293
FT-0280
tkg/m 1.683
FT-0235
kg/m 1.796
FT-0222
kg/m 1.586
FT-0217
kg/m 1.780
F-1552
kg/m 0.133
FT-0289
kg/m 1.149
F-0190
kg/m 0.461
FM-072
kg/m 0.258
F-0826
kg/m 0.117
F-0719
kg/m 1.23
Z40-664
kg/m 0.243
FT-0242
kg/m 1.498
FT-0223
kg/m 0.832
FT-0288
kg/m 1.255
F-0826
kg/m 0.117
Z40-665
kg/m 0.272
T1-812
kg/m 0.916
F-0228
kg/m 0.153
Z40-657
kg/m 0.186
060 350
kg/m 0.285
P45-648
kg/m 0.257
F-0784
kg/m 0.330
Z40-666
kg/m 0.289
Z40-660
kg/m 0.179
Z40-644
kg/m 0.275
Z40-647
kg/m 0.226
Z40-649
kg/m 0.221
Z40-667
kg/m 0.358
FT-0216
kg/m 1.830
F-0758
kg/m 0.228
Z40-656
kg/m 0.215
Z40-658
kg/m 0.318
M45-740
kg/m 0.258
Z40-662
kg/m 0.245
Z40-668
kg/m 0.326
FT-0266
kg/m 0.907
FT-0267
kg/m 0.946
Z40-636
kg/m 0.261
Z40-653
kg/m 0.347
Z40-646
kg/m 0.286
Z40-648
kg/m 0.268
Z40-669
kg/m 0.347
M45-709
kg/m 0.258
Z40-659
kg/m 0.359
Z40-653/B
kg/m 0.356
Z40-661
kg/m 0.314
Z40-670
kg/m 0.373

Oznaka	y x Izgled-presjek	Težina /kg/ml/	Opseg /mm/	Ix /cm^4/	Wx /cm^3/
				Iy /cm^4/	Wy /cm^3/
FT-0201	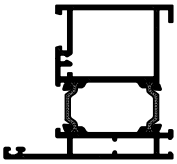	1.688	371.0	23.80	6.00
				17.21	3.82
FT-0202	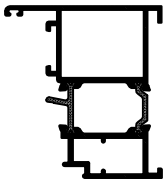	1.631	373.0	28.30	7.35
				14.11	3.37
FT-0203	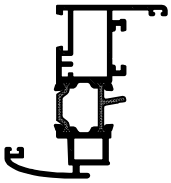	1.503	421.0	25.10	6.37
				7.81	2.18
FT-0204	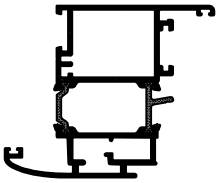	1.984	463.0	34.70	8.63
				24.00	4.35
FT-0205	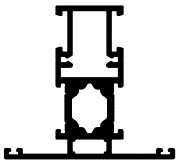	1.452	379.0	18.90	4.65
				7.41	1.95
FT-0206	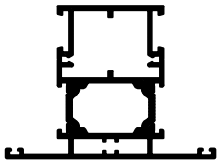	1.789	410.0	24.40	6.07
				19.10	4.12
FT-0207		3.437	603.0	49.90	12.60
				187.00	22.50
FT-0208		3.497	626.0	54.00	14.02
				203.00	23.70

Oznaka	y x Izgled-presjek	Težina /kg/ml/	Opseg /mm/	Ix /cm4/	Wx /cm3/
				Iy /cm4/	Wy /cm3/
FT-0209	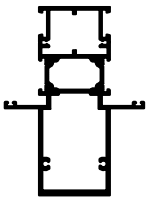	2.711	520.0	108.40	17.32
				29.30	6.30
FT-0210	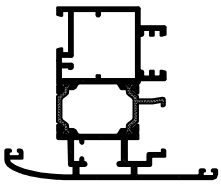	1.995	530.0	33.00	7.35
				20.90	4.20
FT-0211	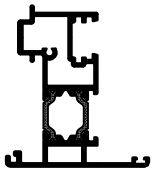	1.478	375.0	21.30	5.00
				6.40	1.77
FT-0213	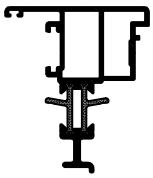	1.339	376.0	18.70	4.35
				6.70	1.95
FT-0213/A	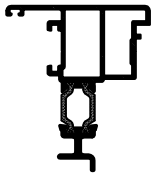	1.293	333.0	18.40	4.27
				6.68	1.95
FT-0214	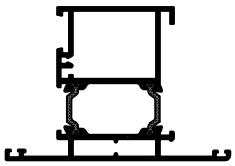	1.797	427.0	25.80	6.22
				22.50	4.35
FT-0215	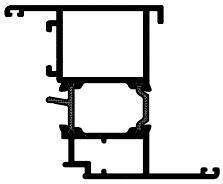	1.727	430.0	31.90	8.03
				18.70	3.75
FT-0216		0.830	248.0	0.39	0.45
				7.80	2.09

Oznaka	y x Izgled-presjek	Težina /kg/ml/	Opseg /mm/	Ix /cm4/	Wx /cm3/
				Iy /cm4/	Wy /cm3/
FT-0217	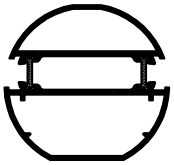	1.780	269.0	16.90	4.80
				25.10	6.89
FT-0218	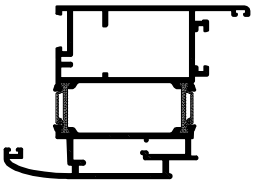	2.305	484	52.83	13.98
				47.1	9.07
FT-0219	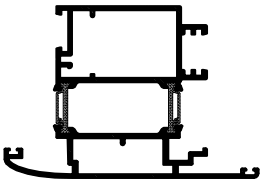	2.34	547	51.28	12.06
				49.45	8.82
FT-0220	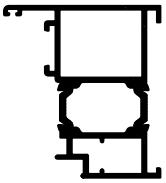	1.629	354.0	28.30	7.30
				13.80	3.22
FT-0221	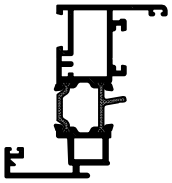	1.502	431.0	25.60	7.27
				7.95	3.14
FT-0222	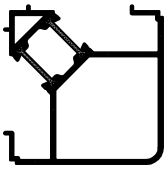	1.586	390.0	24.10	6.55
				24.10	6.55
FT-0223		0.832	175.0		
FT-0224	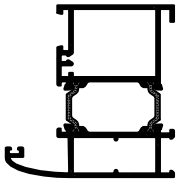	1.738	408.0	29.60	6.97
				19.30	4.35

Oznaka	y x Izgled-presjek	Težina /kg/ml/	Opseg /mm/	Ix /cm4/	Wx /cm3/
				Iy /cm4/	Wy /cm3/
FT-0225	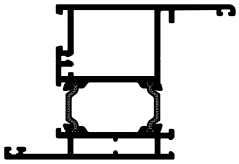	1.789	433.0	28.70	7.76
				23.50	4.35
FT-0226	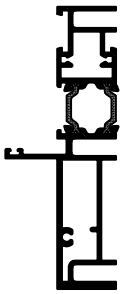	2.027	516.0	82.90	13.20
				5.90	1.80
FT-0227	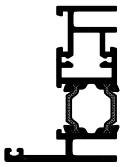	1.311	386.0	17.80	4.50
				4.90	1.50
FT-0228	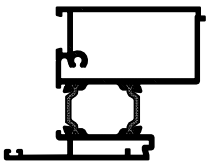	1.707	371.0	24.10	6.45
				20.10	4.50
FT-0229	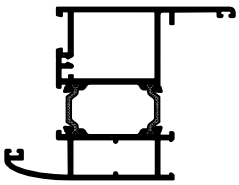	1.878	461.0	35.10	8.85
				25.80	4.70
FT-0230	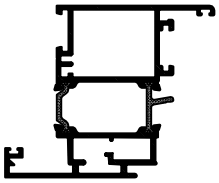	1.999	479.0	34.90	8.70
				24.20	4.60
FT-0231	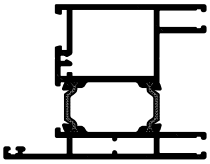	1.890	491.0	29.60	7.50
				25.60	5.10

Oznaka	y x Izgled-presjek	Težina /kg/ml/	Opseg /mm/	Ix /cm4/	Wx /cm3/
				Iy /cm4/	Wy /cm3/
FT-0232	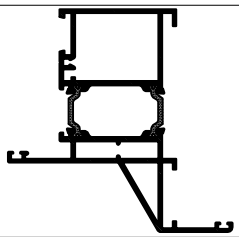	2.023	484.0	45.40	9.45
				24.40	4.87
FT-0233	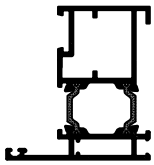	1.401	345.0	20.50	5.10
				9.51	2.62
FT-0234	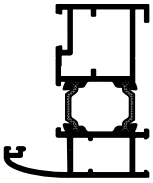	1.542	376.0	34.10	6.97
				10.90	4.35
FT-0235	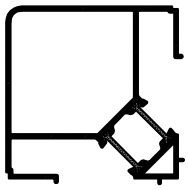	1.796	448.0	36.10	8.63
				36.10	8.63
FT-0236	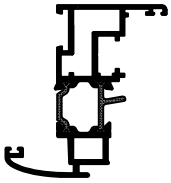	1.517	420.0	25.80	6.77
				7.80	2.17
FT-0237	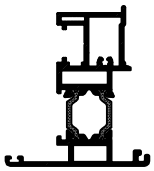	1.506	350.0	21.20	5.18
				6.10	1.65
FT-0239	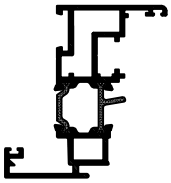	1.543	415.0	21.30	5.18
				6.20	1.67
FT-0242	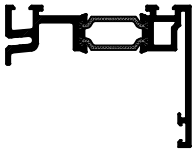	1.498	444.0		

Oznaka	Izgled-presjek	Težina /kg/ml/	Opseg /mm/	Ix /cm^4/	Wx /cm^3/
				Iy /cm^4/	Wy /cm^3/
FT-0243		4.239	653.0	82.41	21.96
				450.13	45.01
FT-0244	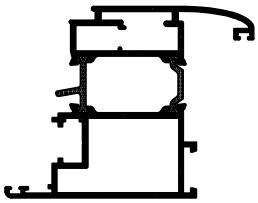	2.016	471	30.46	6.36
				47.05	12.39
FT-0246	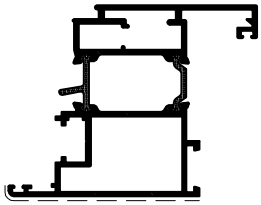	2.046	476	32.66	6.82
				48.51	12.59
FT-0247	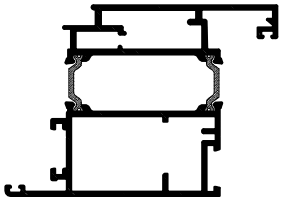	2.334	472	54.31	14.18
				49.61	9.27
FT-0262	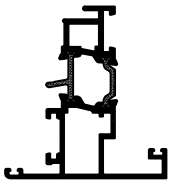	1.490	440.0	24.90	5.85
				8.50	2.32
FT-0142		1.327	420.0	41.70	6.83
				2.57	2.47
T1-812		0.916	300.0		
F-1190		0.461	145.0		

Oznaka	y x Izgled-presjek	Težina /kg/ml/	Opseg /mm/	Ix /cm4/ Iy /cm4/	Wx /cm3/ Wy /cm3/
FM 072		0.258	152.0		
F-0758	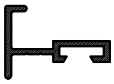	0.228	121.0		
P45-648		0.257	140.0		
060 350		0.285	107.0		
F-0228		0.153	68.0		
NC-1459		0.156	51.0		
M45-709	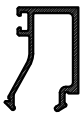	0.258	153.0		
M45-740	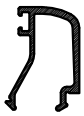	0.258	148.0		

Oznaka	y x Izgled-presjek	Težina /kg/ml/	Opseg /mm/	$/cm^4/$ / $/cm^4/$	$/cm^3/$ / $/cm^3/$
Z40-636	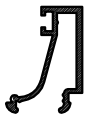	0.261	141.0		
Z40-644	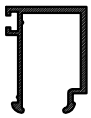	0.275	166.0		
Z40-646		0.286	157.0		
Z40-647		0.226	137.0		
Z40-648		0.268	125.0		
Z40-649		0.221	105.0		
Z40-653	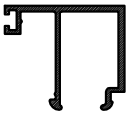	0.348	201.0		
Z40-653/B	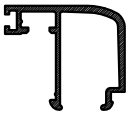	0.356	199.0		

Oznaka	y x Izgled-presjek	Težina /kg/ml/	Opseg /mm/	Ix /cm4/ Iy /cm4/	Wx /cm3/ Wy /cm3/
Z40-656	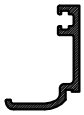	0.215	107.0		
Z40-657		0.186	73.0		
Z40-658	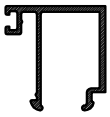	0.318	184.0		
Z40-659	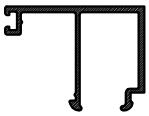	0.359	204.0		
Z40-660		0.179	89.0		
Z40-661	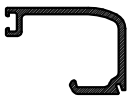	0.314	146.0		
Z40-662		0.245	116.0		
Z40-664	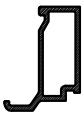	0.243	93.0		

Oznaka	y x Izgled-presjek	Težina /kg/ml/	Opseg /mm/	Ix /cm4/	Wx /cm3/
				Iy /cm4/	Wy /cm3/
Z40-665		0.272	112.0		
Z40-666		0.289	122.0		
Z40-667		0.358	139.0		
Z40-668	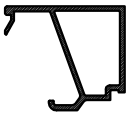	0.326	135.0		
Z40-669	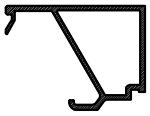	0.347	143.0		
Z40-670	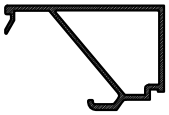	0.373	150		
F-0784	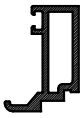	0.33	105.0		
FT-0211/A	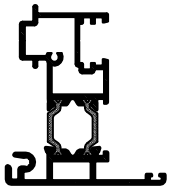	1.492	410	27.21 8.58	6.82 2.34

Oznaka	y x Izgled-presjek	Težina /kg/ml/	Opseg /mm/	Ix /cm4/	Wx /cm3/
				Iy /cm4/	Wy /cm3/
F-0719		1.23	360		
F-0826		0.117	70		
FT-0241	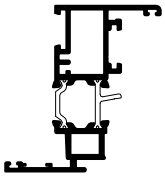	1.487	411	32.06	7.54
				8.49	2.3
FT-0248	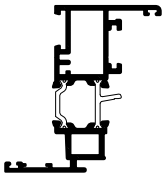	1.446	418	31.31	8.4
				7.51	2.3
FT-0249	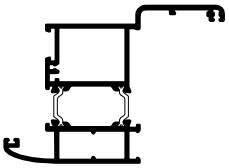	2.052	540	59.94	14.11
				48.55	7.68
FT-0266		0.907	196	10.08	4.59
				2.02	1.56
FT-0267		0.946	212	14.46	5.52
				2.02	1.56
FT-0287	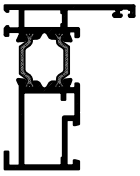	1.239	336	16.49	5.89
				5.68	1.73

Oznaka	y x Izgled-presjek	Težina /kg/ml/	Opseg /mm/	Ix /cm^4/	Wx /cm^3/
				Iy /cm^4/	Wy /cm^3/
FT-0286	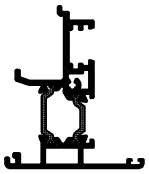	1.417	384	17.13	5.22
				6.51	1.94
FT-0288		1.255	265	2.48	1.05
				16.26	4.38
FT-0274	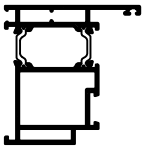	1.813	379	32.54	10.57
				19.52	4.5
FT-0276	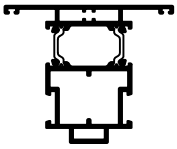	1.876	454	30.71	9.5
				21.67	4.87
FT-0278	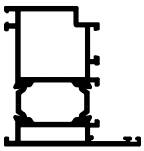	1.736	387	30.15	9.47
				18.79	4.35
FT-0280	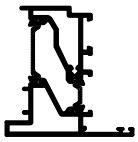	1.683	352	24.31	8.15
				11.41	2.98
FT-0283	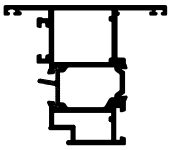	1.876	422	31.49	9.88
				21.88	5.09
FT-0289	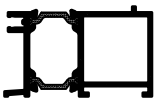	1.149	271	6.57	3.28
				16.6	4.97

Oznaka	y x Izgled-presjek	Težina /kg/ml/	Opseg /mm/	Ix /cm^4/ Iy /cm^4/	Wx /cm^3/ Wy /cm^3/
F-1552		0.133	66		

Oznaka	y x Izgled-presjek	Težina /kg/ml/	Opseg /mm/	Ix/cm^4/ Iy/cm^4/	Wx/cm^3/ Wy/cm^3/
FT-0201F	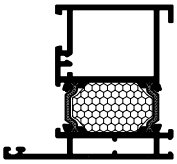	1.688	371,0	23,80	6,00
				17,21	3,82
FT-0202F	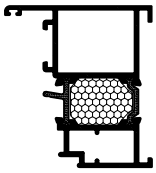	1.631	373,0	28,30	7,35
				14,11	3,37
FT-0203F	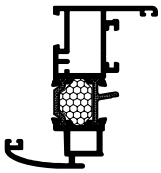	1.503	421,0	25,10	6,37
				7,81	2,18
FT-0204F	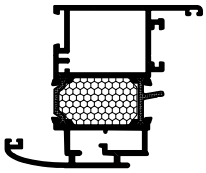	1.984	463,0	34,70	8,63
				24,00	4,35
FT-0205F	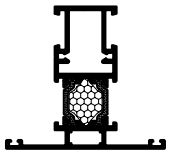	1.452	379,0	18,90	4,65
				7,41	1,95
FT-0206F	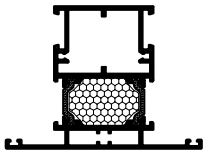	1.789	410,0	24,40	6,07
				19,10	4,12
FT-0207F	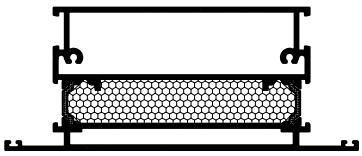	3.437	603,0	49,90	12,6
				187,00	22,50
FT-0208F	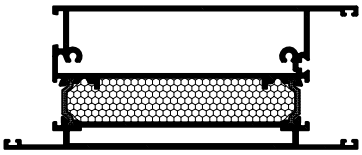	3.497	626,0	54,00	14,02
				203,00	23,70

Oznaka	y x Izgled-presjek	Težina /kg/ml/	Opseg /mm/	Ix/cm^4/ Iy/cm^4/	Wx/cm^3/ Wy/cm^3/
FT-0209F	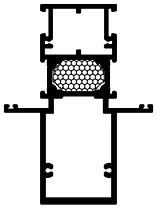	2.711	520,0	108,40	17,32
				29,30	6,30
FT-0210F	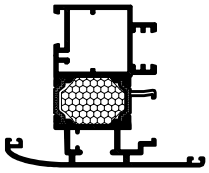	1.995	530,0	33,00	7,35
				20,90	4,20
FT-0211F		1.478	375,0	21,30	5,00
				6,40	1,77
FT-0213	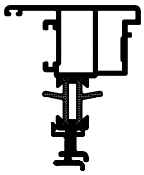	1.339	376,0	18,7	4,35
				6,70	1,95
FT-0213/AF	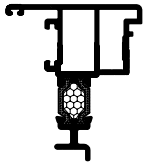	1.293	333,0	18,40	4,27
				6,68	1,95
FT-0214F	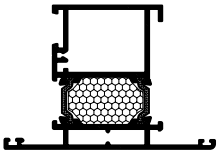	1.797	427,0	25,80	6,22
				22,50	4,35
FT-0215F	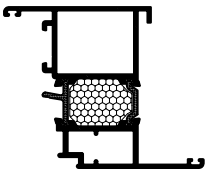	1.727	430,0	31,90	8,03
				18,70	3,75
FT-0216	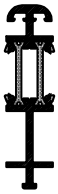	0.830	248,0	0,39	0,45
				7,80	2,085

Oznaka	y x Izgled-presjek	Težina /kg/ml/	Opseg /mm/	Ix/cm4/ Iy/cm4/	Wx/cm3/ Wy/cm3/
FT-0217F		1.780	269,0	16,90	4,80
				25,10	6,89
FT-0218F	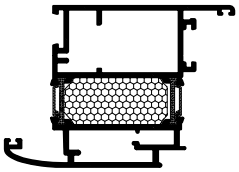	2.305	484	52.83	13.98
				47.1	9.07
FT-0219F	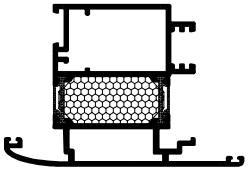	2.34	547	51.28	12.06
				49.45	8.82
FT-0220F	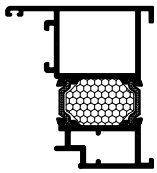	1.629	354,0	28,30	7,30
				13,80	3,22
FT-0221F	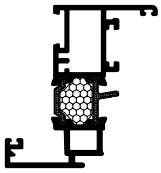	1.502	431,0	25,60	7,27
				7,95	3,14
FT-0222F	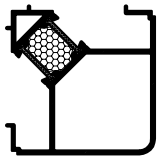	1.586	390,0	24,10	6,55
				24,10	6,55
FT-0223		0.832	175,0		
FT-0224F	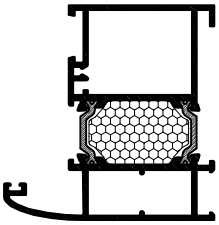	1.738	408,0	29,60	6,97
				19,30	4,35

Oznaka	y x Izgled-presjek	Težina /kg/ml/	Opseg /mm/	Ix/cm^4/	Wx/cm^3/
				Iy/cm^4/	Wy/cm^3/
FT-0225F	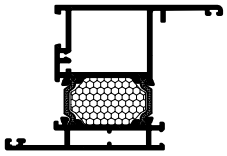	1.789	433,0	28,70	7,76
				23,50	4,35
FT-0226F		2.027	516,0	82,90	13,20
				5,90	1,80
FT-0227F	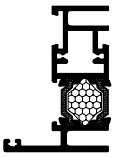	1.131	386,0	17,80	4,50
				4,90	1,50
FT-0228F	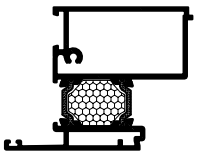	1.707	371,0	24,10	6,45
				20,10	4,50
FT-0229F	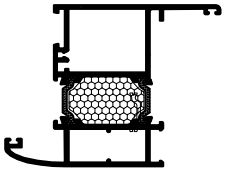	1.878	461,0	35,10	8,85
				25,80	4,70
FT-0230F	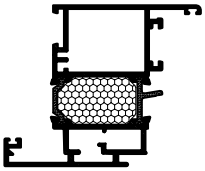	1.999	479,0	34,90	8,70
				24,20	4,60
FT-0231F	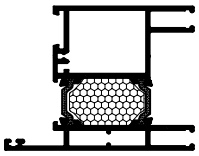	1.890		29,60	7,50
				25,60	5,10

Oznaka	y x Izgled-presjek	Težina /kg/ml/	Opseg /mm/	Ix/cm^4/ Iy/cm^4/	Wx/cm^3/ Wy/cm^3/
FT-0232F	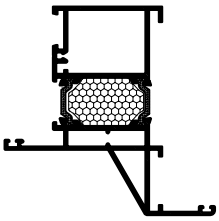	2.023		45,40	9,45
				24,40	4,87
FT-0233F	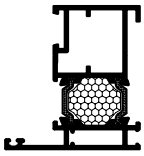	1.401	345,0	20,50	5,10
				9,51	2,62
FT-0234F	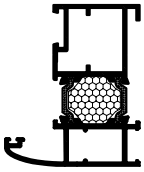	1.542	376,0	34,10	6,97
				10,90	4,35
FT-0235F	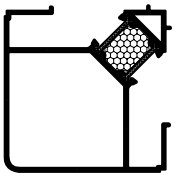	1.796	448,0	36,10	8,63
				36,10	8,63
FT-0236	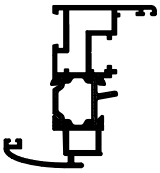	1.517	420,0	25,80	6,77
				7,80	2,17
FT-0237	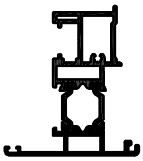	1.506	350,0	21,20	5,18
				6,10	1,65
FT-0239	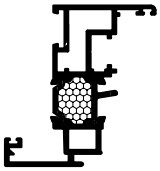	1.543	415,0	21,30	5,18
				6,20	1,67
FT-0242		1.498	444,0		

Oznaka	Izgled-presjek	Težina /kg/ml/	Opseg /mm/	Ix/cm^4/	Wx/cm^3/
				Iy/cm^4/	Wy/cm^3/
FT-0243F	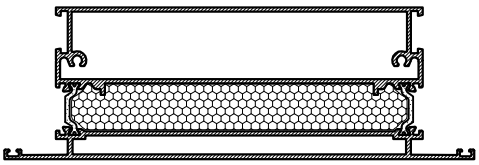	4.239	653.0	82.41	21.96
				450.13	45.01
FT-0244F	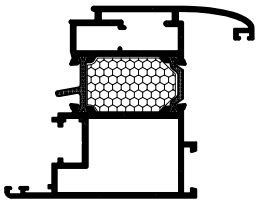	2.016	471	30.46	6.36
				47.05	12.39
FT-0246F	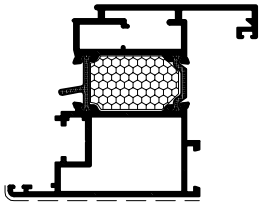	2.046	476	32.66	6.82
				48.51	12.59
FT-0247F	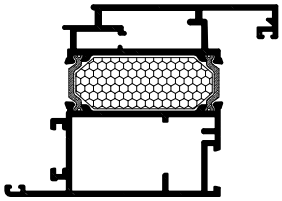	2.334	472	54.31	14.18
				14.18	9.27
FT-0262F	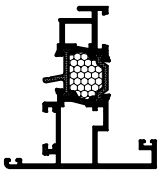	1.490			
FT-0142/39F	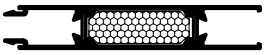	1.327			
FT-0211/A F	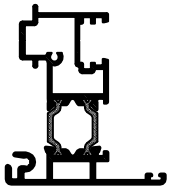	1.492	410	27.21	6.82
				8.58	2.34
FT-0248 F	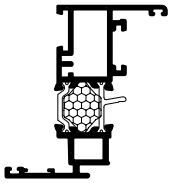	1.446	418	31.31	8.4
				7.51	2.3

Oznaka	y x Izgled-presjek	Težina /kg/ml/	Opseg /mm/	Ix/cm^4/ Iy/cm^4/	Wx/cm^3/ Wy/cm^3/
FT-0241 F	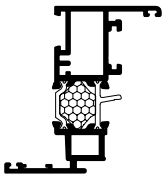	1.487	411	32.06	7.54
				8.49	2.3
FT-0249 F	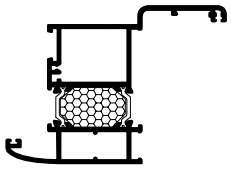	2.052	540	59.94	14.11
				48.55	7.68
FT-0266 F		0.907	196	10.08	4.59
				2.02	1.56
FT-0267 F	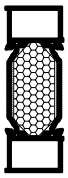	0.946	212	14.46	5.52
				2.02	1.56
FT-0287 F	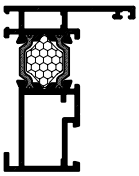	1.239	336	16.49	5.89
				5.68	1.73
FT-0286 F	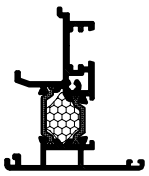	1.417	384	17.13	5.22
				6.51	1.94
FT-0288 F		1.255	265	2.48	1.05
				16.26	4.38
FT-0274 F	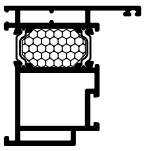	1.813	379	32.54	10.57
				19.52	4.5

Oznaka	y x Izgled-presjek	Težina /kg/ml/	Opseg /mm/	Ix/cm^4/	Wx/cm^3/
				Iy/cm^4/	Wy/cm^3/
FT-0276 F	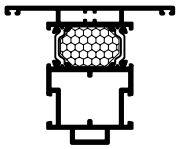	1.876	454	30.71	9.5
				21.67	4.87
FT-0278 F	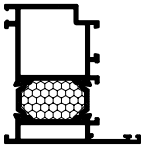	1.736	387	30.15	9.47
				18.79	4.35
FT-0280 F		1.683	352	24.31	8.15
				11.41	2.98
FT-0283 F	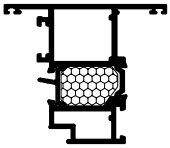	1.876	422	31.49	9.88
				21.88	5.09
FT-0289F	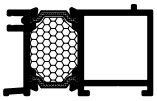	1.149	271	6.57	3.28
				16.6	4.97

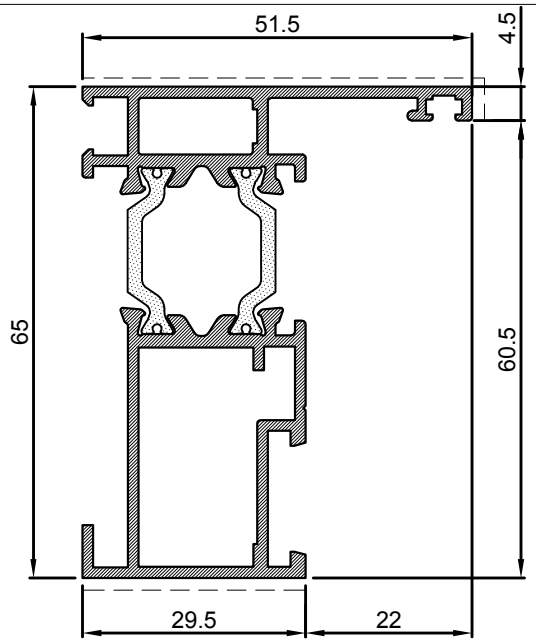

Profil krila		
Art.-Br.	**FT-0287**	
Težina	kg/m	**1.239**
Opseg	mm	336
Moment inercije	Ix (cm4)	16.49
	Iy (cm4)	5.68
	Wx (cm3)	5.89
	Wy (cm3)	1.73
Dužina isporuke	mm	6500

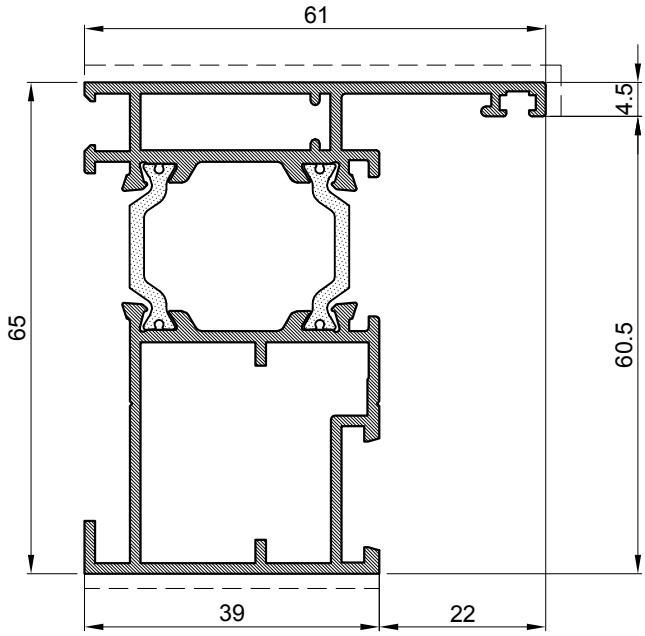

Profil rama		
Art.-Br.	**FT-0233**	
Težina	kg/m	**1.401**
Opseg	mm	345
Moment inercije	Ix (cm4)	19.24
	Iy (cm4)	10.39
	Wx (cm3)	6.83
	Wy (cm3)	2.78
Dužina isporuke	mm	6500

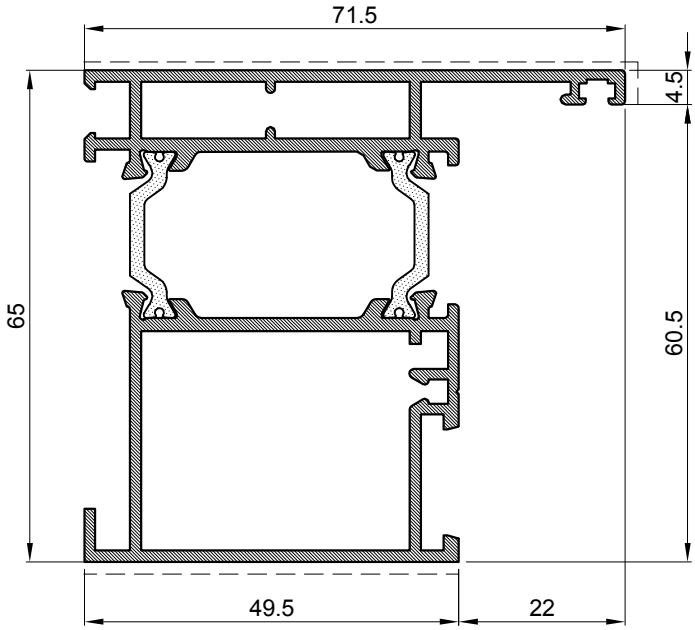

Profil rama		
Art.-Br.	**FT-0201**	
Težina	kg/m	**1.688**
Opseg	mm	371.0
Moment inercije	Ix (cm4)	22.59
	Iy (cm4)	18.71
	Wx (cm3)	8
	Wy (cm3)	4.41
Dužina isporuke	mm	6500

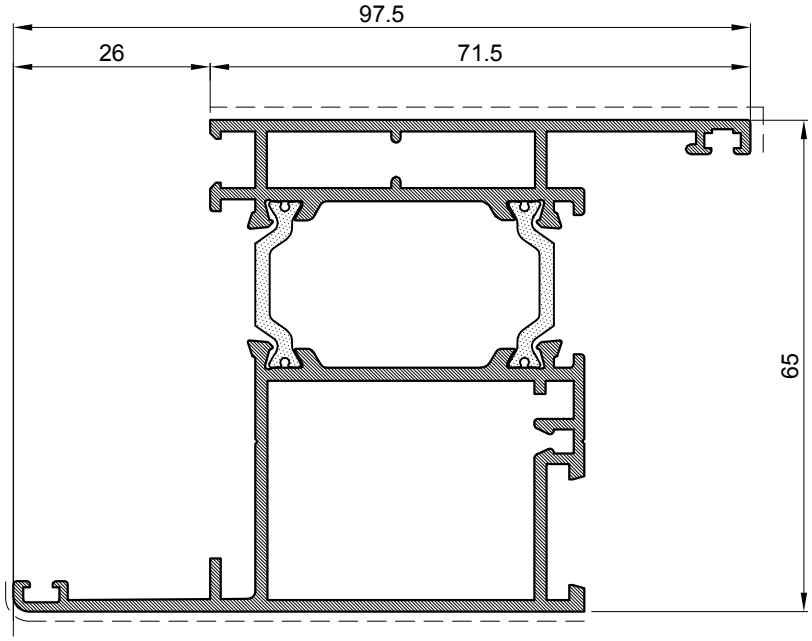

Profil rama		
Art.-Br.	**FT-0225**	
Težina	kg/m	**1.789**
Opseg	mm	433
Moment inercije	Ix (cm4)	27.03
	Iy (cm4)	26.92
	Wx (cm3)	10.4
	Wy (cm3)	5.2
Dužina isporuke	mm	6500

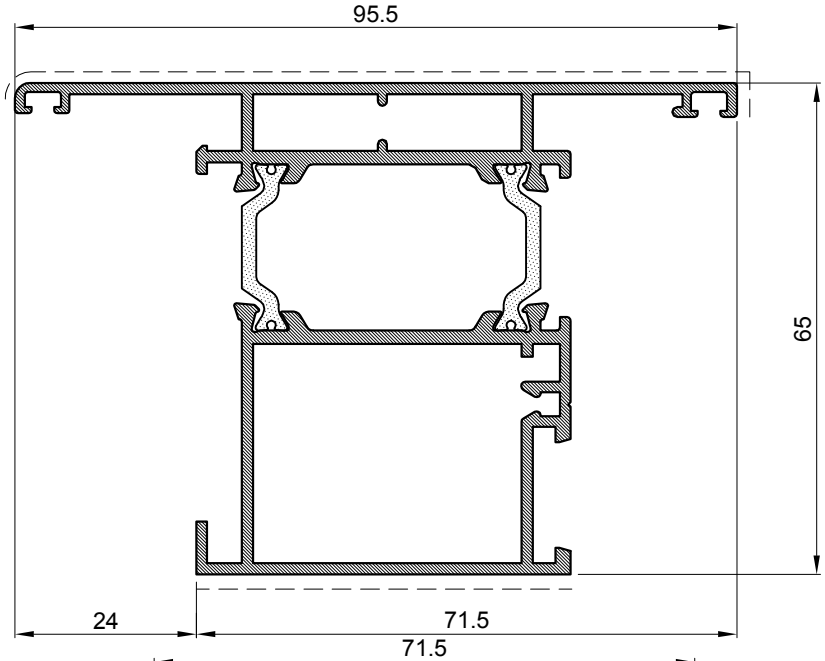

Profil rama		
Art.-Br.	**FT-0214**	
Težina	kg/m	**1.797**
Opseg	mm	427.0
Moment inercije	Ix (cm4)	24.44
	Iy (cm4)	25.45
	Wx (cm3)	8.32
	Wy (cm3)	5.08
Dužina isporuke	mm	6500

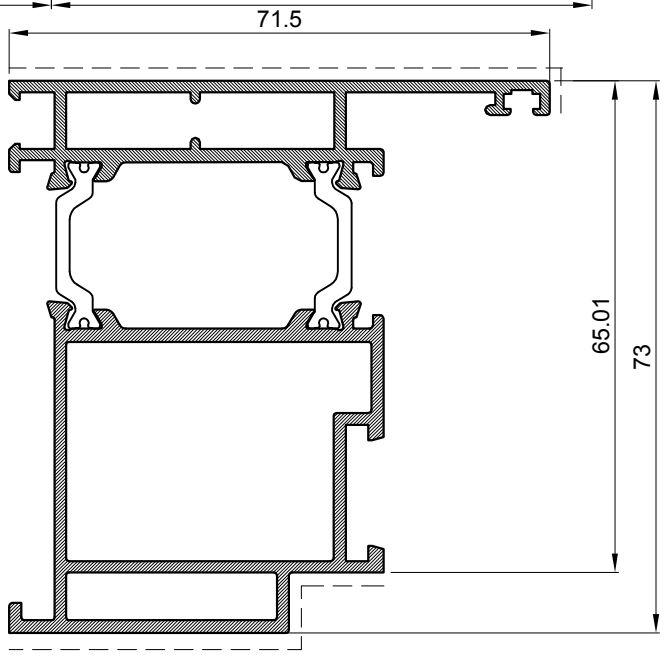

Profil rama-otvaranje unutra		
Art.-Br.	**FT-0274**	
Težina	kg/m	1.813
Opseg	mm	379
Moment inercije	Ix (cm4)	32.54
	Iy (cm4)	19.52
	Wx (cm4)	10.57
	Wy (cm4)	4.5
Dužina isporuke	mm	6500

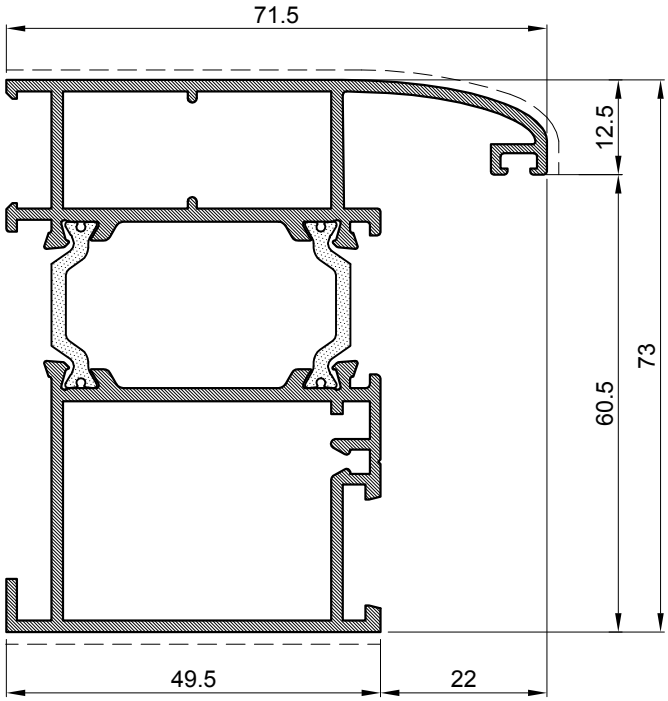

Profil rama		
Art.-Br.	**FT-0224**	
Težina	kg/m	**1.738**
Opseg	mm	408
Moment inercije	Ix (cm4)	28.24
	Iy (cm4)	21.25
	Wx (cm3)	9.25
	Wy (cm3)	5.08
Dužina isporuke	mm	6500

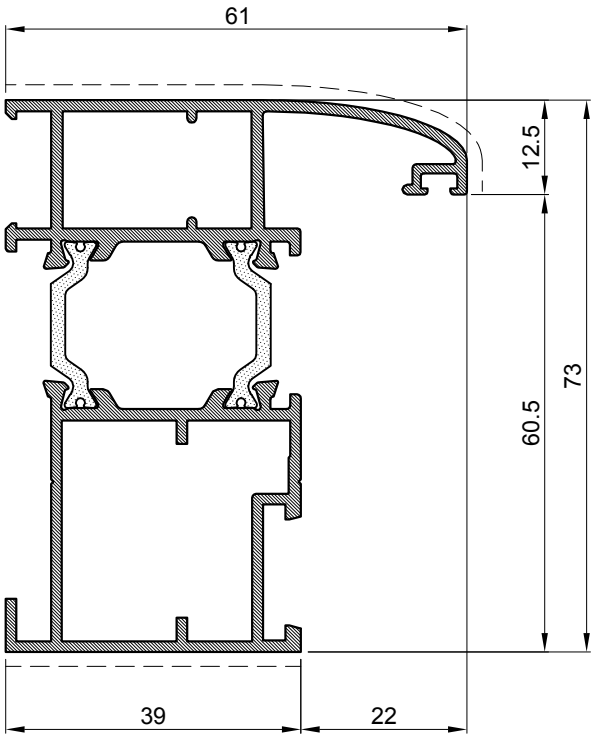

Profil rama		
Art.-Br.	**FT-0234**	
Težina	kg/m	**1.542**
Opseg	mm	376
Moment inercije	Ix (cm4)	24.37
	Iy (cm4)	12.22
	Wx (cm3)	7.91
	Wy (cm3)	3.32
Dužina isporuke	mm	6500

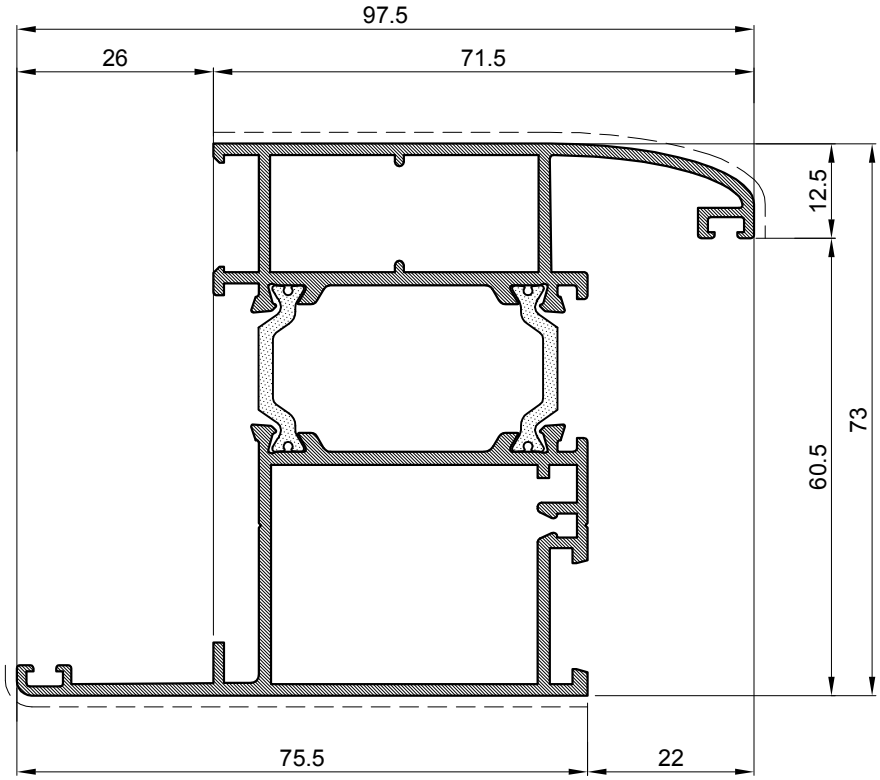

Profil rama		
Art.-Br.	**FT-0229**	
Težina	kg/m	**1.878**
Opseg	mm	461
Moment inercije	Ix (cm4)	33.45
	Iy (cm4)	29.72
	Wx (cm3)	11.86
	Wy (cm3)	5.66
Dužina isporuke	mm	6500

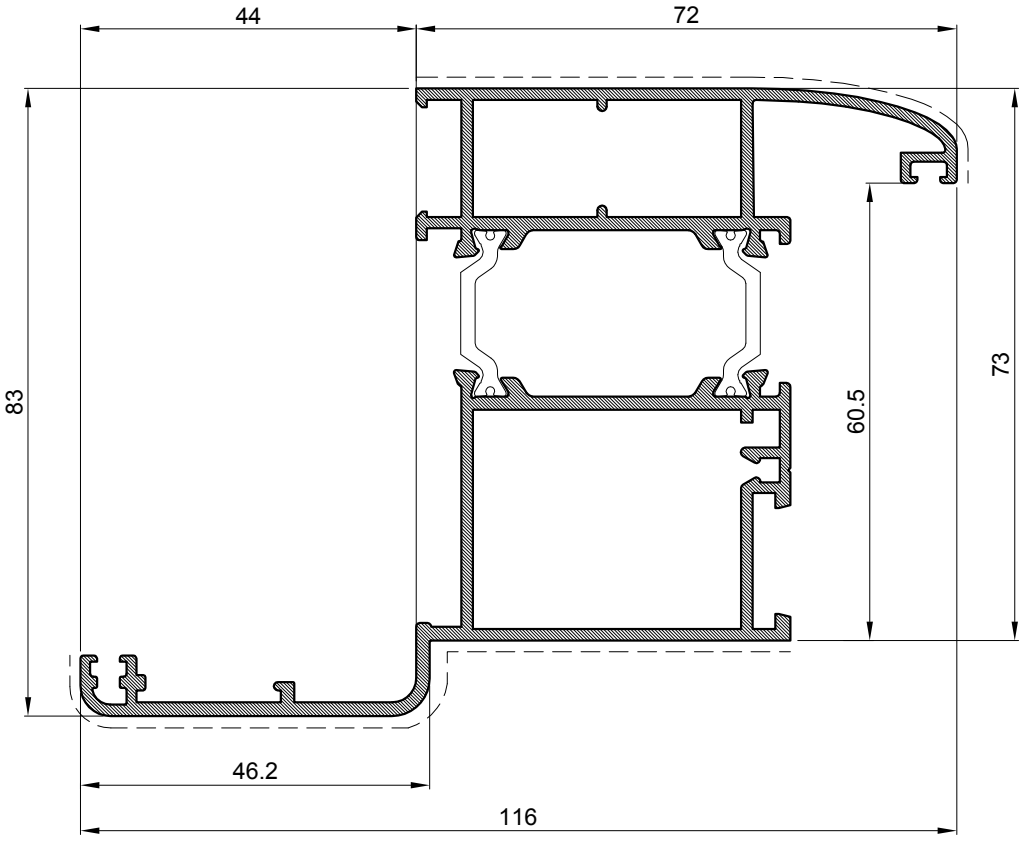

Profil rama		
Art.-Br.	**FT-0249**	
Težina	kg/m	**2.052**
Opseg	mm	540
Moment inercije	Ix (cm4)	45.75
	Iy (cm4)	50.35
	Wx (cm3)	14.11
	Wy (cm3)	7.68
Dužina isporuke	mm	6500

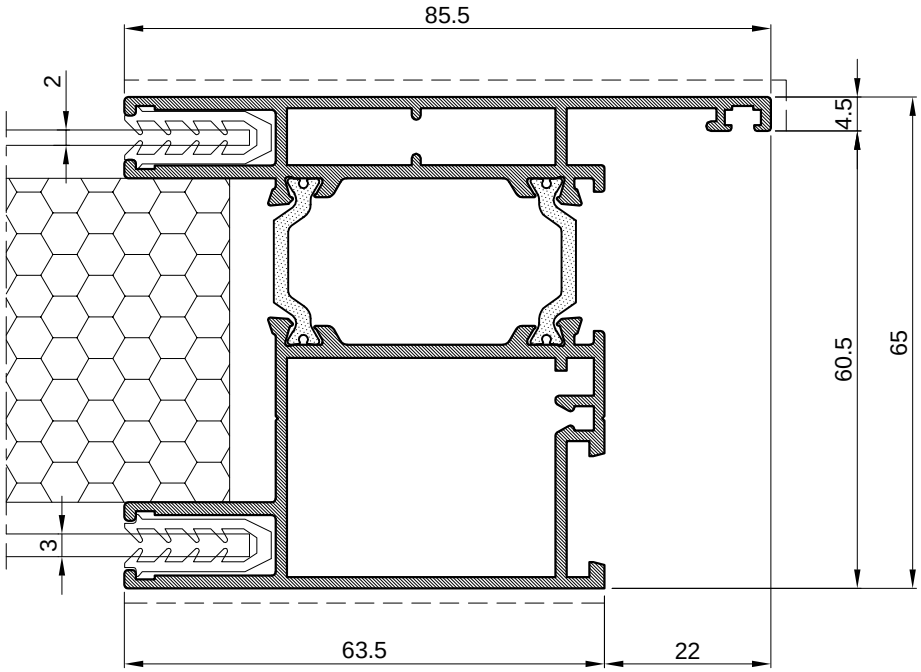

Profil rama		
Art.-Br.	**FT-0231**	
Težina	kg/m	**1.890**
Opseg	mm	491
Moment inercije	Ix (cm4)	27.86
	Iy (cm4)	29.33
	Wx (cm3)	10.16
	Wy (cm3)	6.15
Dužina isporuke	mm	6500

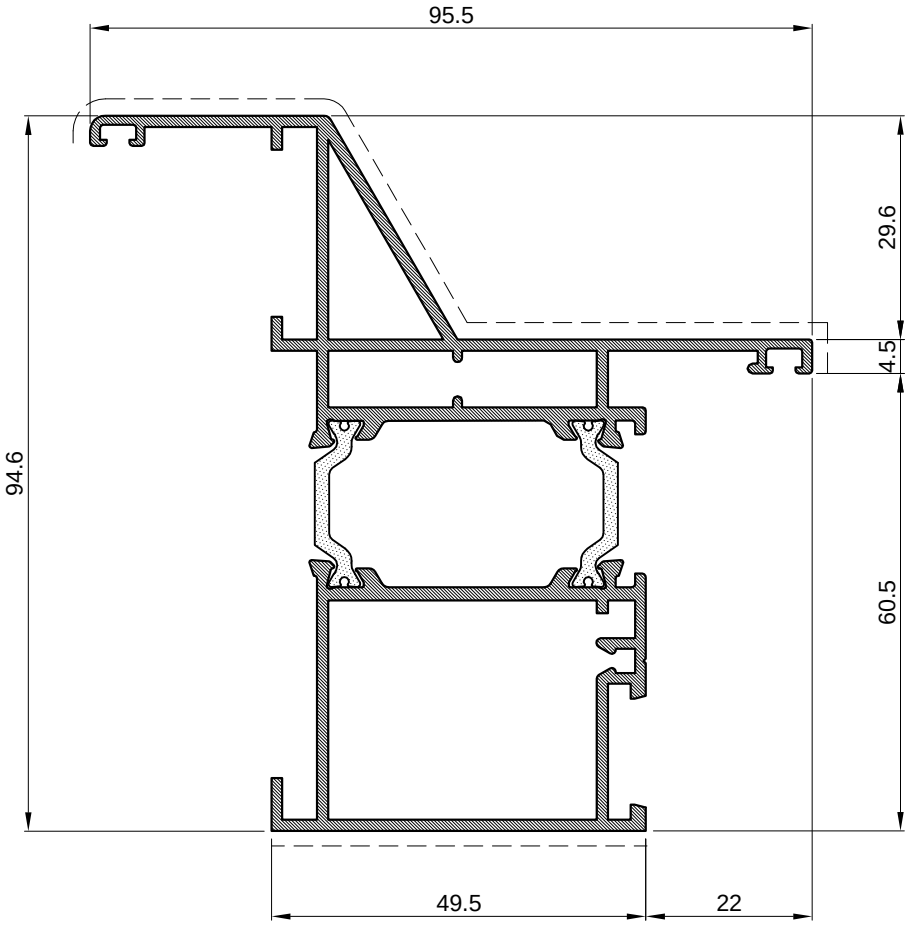

Profil rama		
Art.-Br.	**FT-0232**	
Težina	kg/m	**2.023**
Opseg	mm	489
Moment inercije	Ix (cm4)	44.23
	Iy (cm4)	27.83
	Wx (cm3)	12.14
	Wy (cm3)	5.81
Dužina isporuke	mm	6500

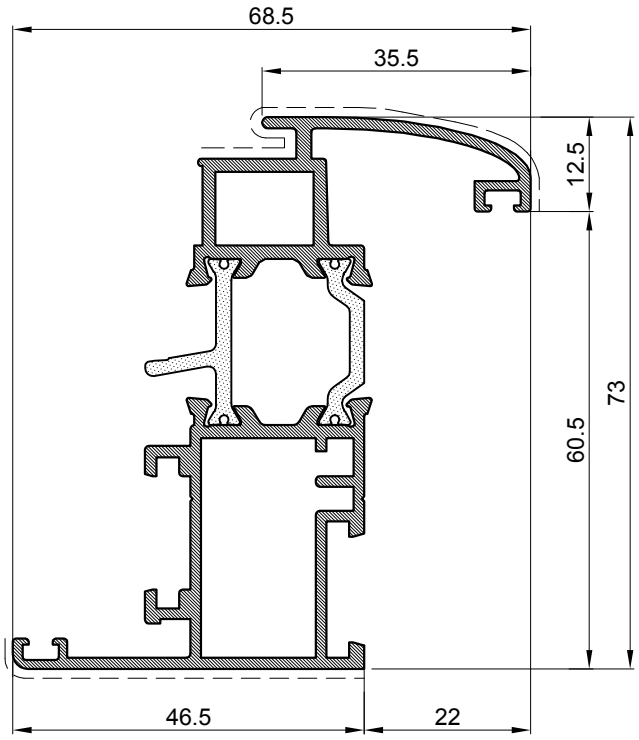

Profil krila		
Art.-Br.	**FT-0203**	
Težina	kg/m	**1.503**
Opseg	mm	421.0
Moment inercije	Ix (cm4)	23.56
	Iy (cm4)	9.02
	Wx (cm3)	8.51
	Wy (cm3)	2.58
Dužina isporuke	mm	6500

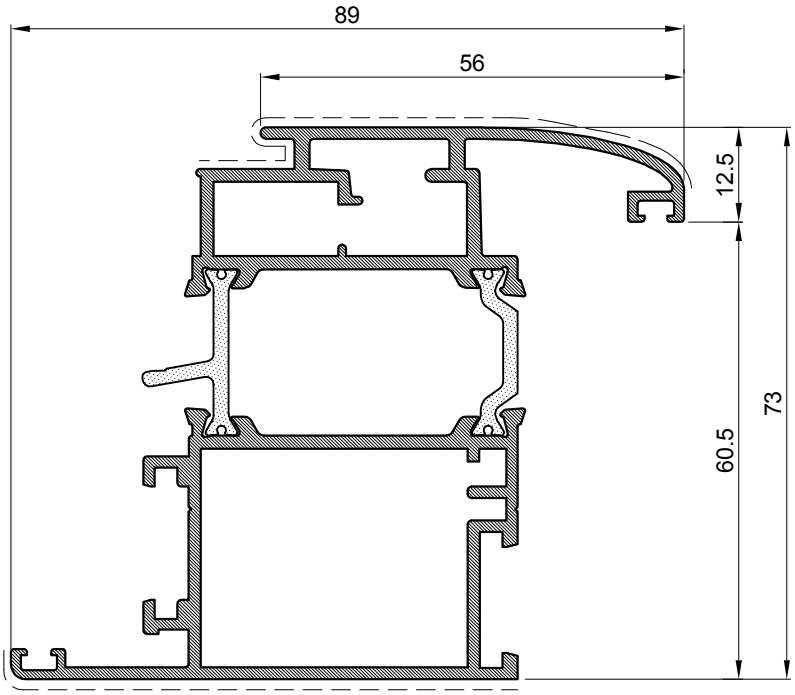

Profil krila		
Art.-Br.	**FT-0204**	
Težina	kg/m	**1.984**
Opseg	mm	463.0
Moment inercije	Ix (cm4)	33.51
	Iy (cm4)	26.23
	Wx (cm3)	11.75
	Wy (cm3)	5.79
Dužina isporuke	mm	6500

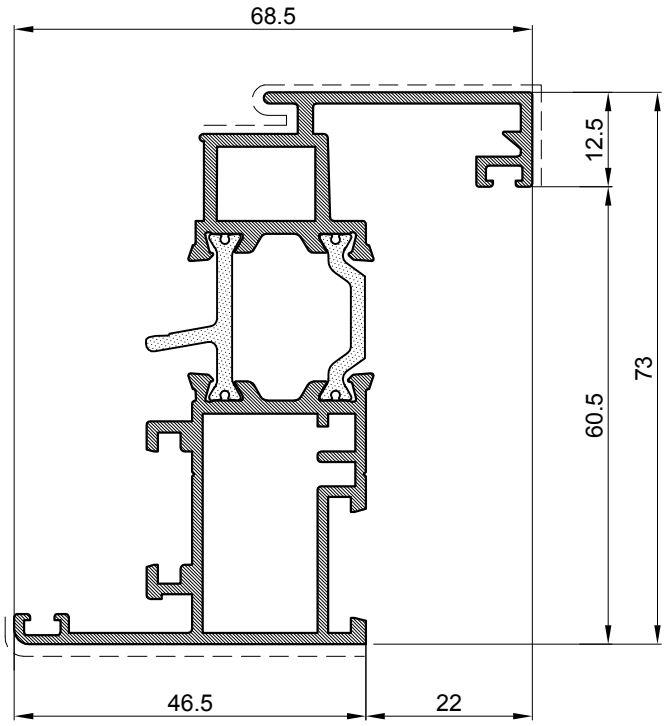

Profil krila		
Art.-Br.	**FT-0221**	
Težina	kg/m	**1.502**
Opseg	mm	431
Moment inercije	Ix (cm4)	24.65
	Iy (cm4)	10.18
	Wx (cm3)	8.84
	Wy (cm3)	2.85
Dužina isporuke	mm	6500

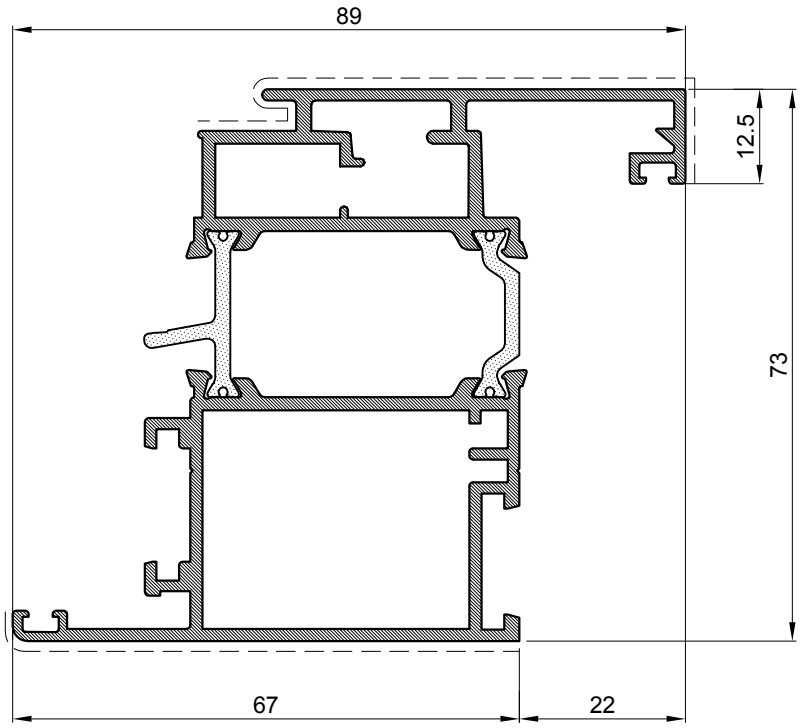

Profil krila		
Art.-Br.	**FT-0230**	
Težina	kg/m	**1.999**
Opseg	mm	479
Moment inercije	Ix (cm4)	34.54
	Iy (cm4)	28.23
	Wx (cm3)	11.94
	Wy (cm3)	6.14
Dužina isporuke	mm	6500

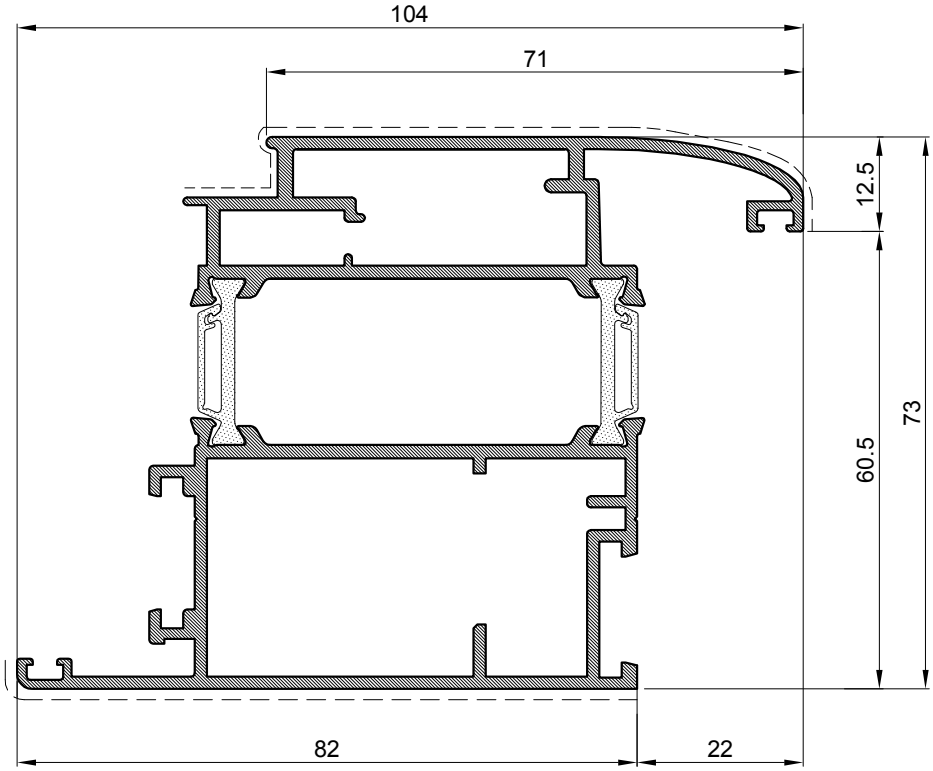

Profil krila		
Art.-Br.	**FT-0218**	
Težina	kg/m	**2.305**
Opseg	mm	484
Moment inercije	Ix (cm4)	39.85
	Iy (cm4)	47.91
	Wx (cm3)	13.97
	Wy (cm3)	9.07
Dužina isporuke	mm	6500

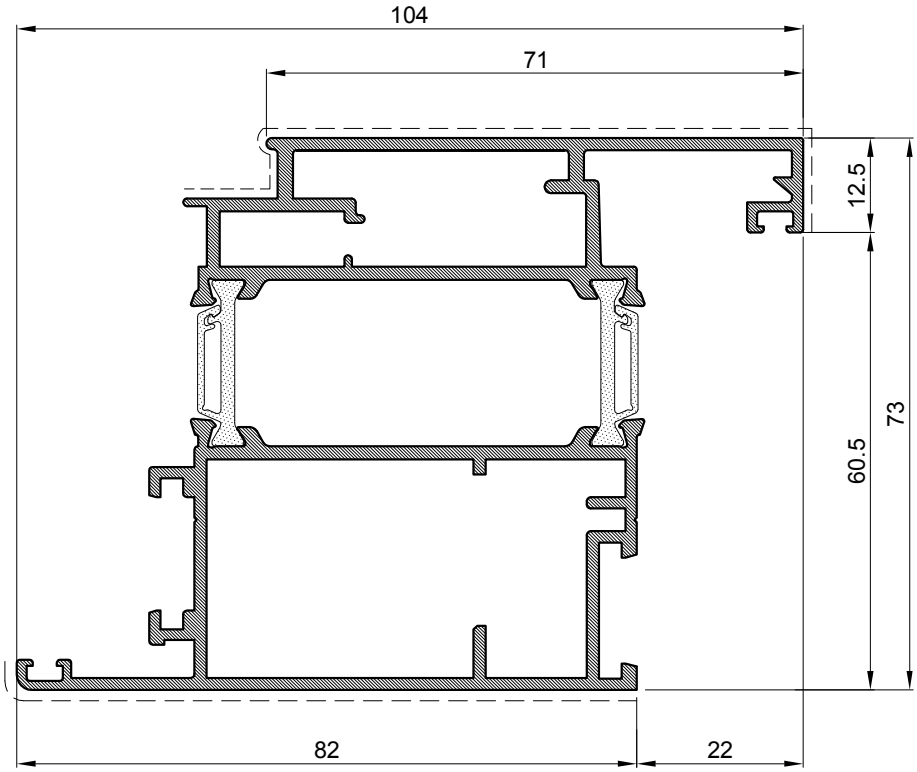

Profil krila		
Art.-Br.	**FT-0247**	
Težina	kg/m	**2.334**
Opseg	mm	472
Moment inercije	Ix (cm4)	40.94
	Iy (cm4)	50.64
	Wx (cm3)	14.18
	Wy (cm3)	9.46
Dužina isporuke	mm	6500

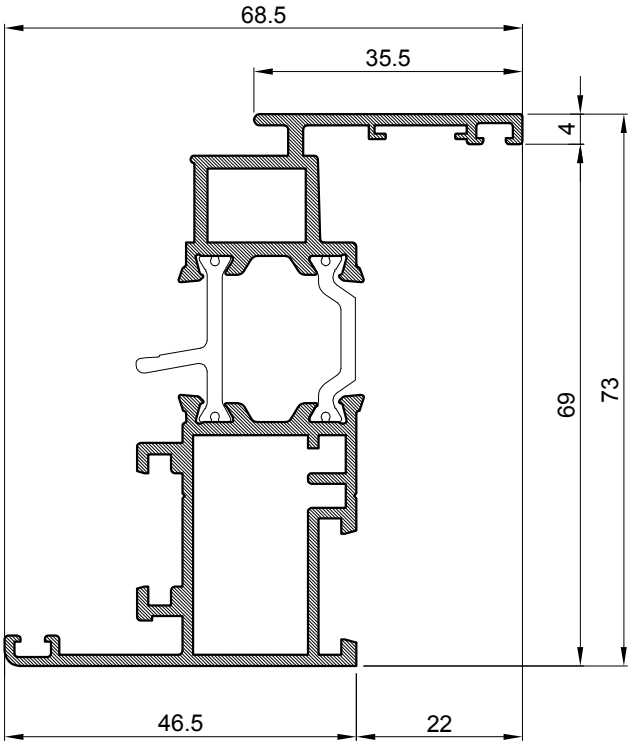

Profil krila		
Art.-Br.	**FT-0248**	
Težina	kg/m	1.446
Opseg	mm	418
Moment inercije	Ix (cm4)	23.64
	Iy (cm4)	7.86
	Wx (cm3)	8.44
	Wy (cm3)	2.3
Dužina isporuke	mm	6500

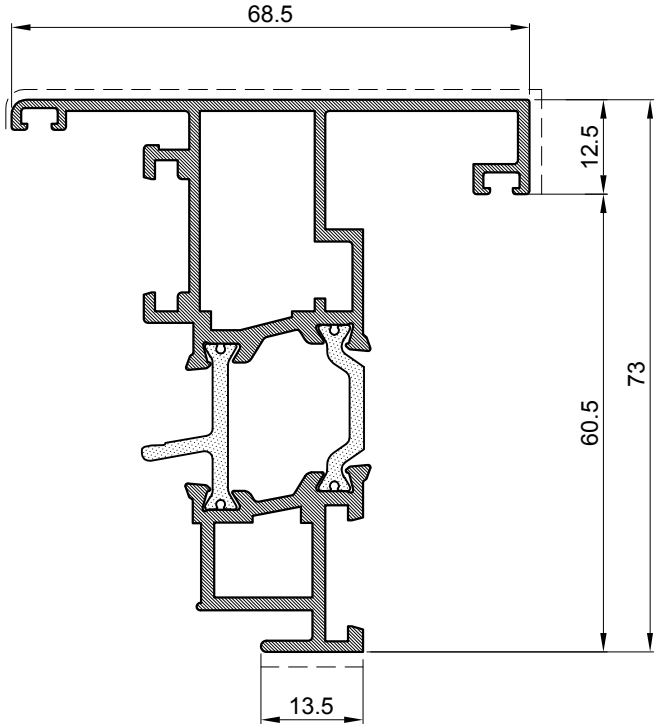

Profil krila otvaranje vani		
Art.-Br.	**FT-0262**	
Težina	kg/m	**1.49**
Opseg	mm	440
Moment inercije	Ix (cm4)	22.72
	Iy (cm4)	9.79
	Wx (cm3)	6.89
	Wy (cm3)	2.76
Dužina isporuke	mm	6500

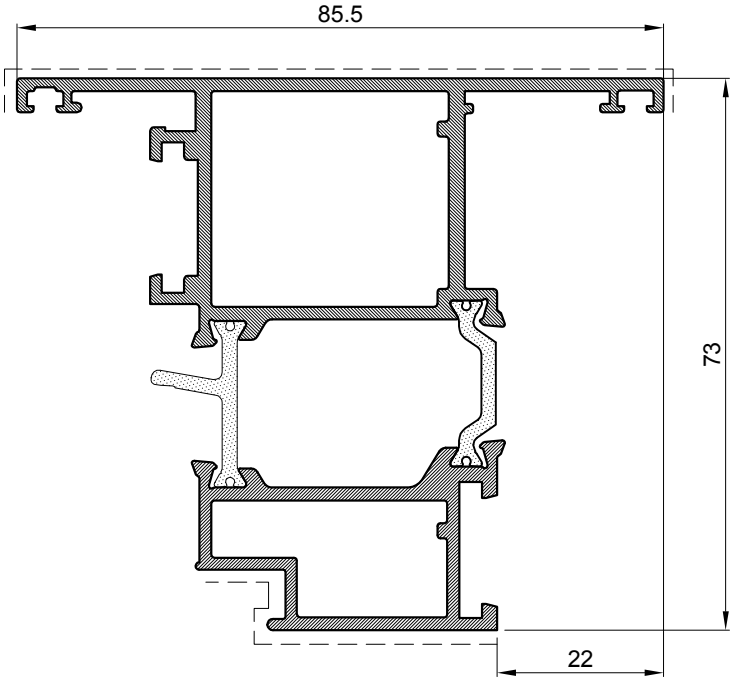

Profil krila-otvaranje vani		
Art.-Br.	**FT-0283**	
Težina	kg/m	1.876
Opseg	mm	422
Moment inercije	Ix (cm4)	31.49
	Iy (cm4)	21.88
	Wx (cm4)	9.88
	Wy (cm4)	5.09
Dužina isporuke	mm	6500

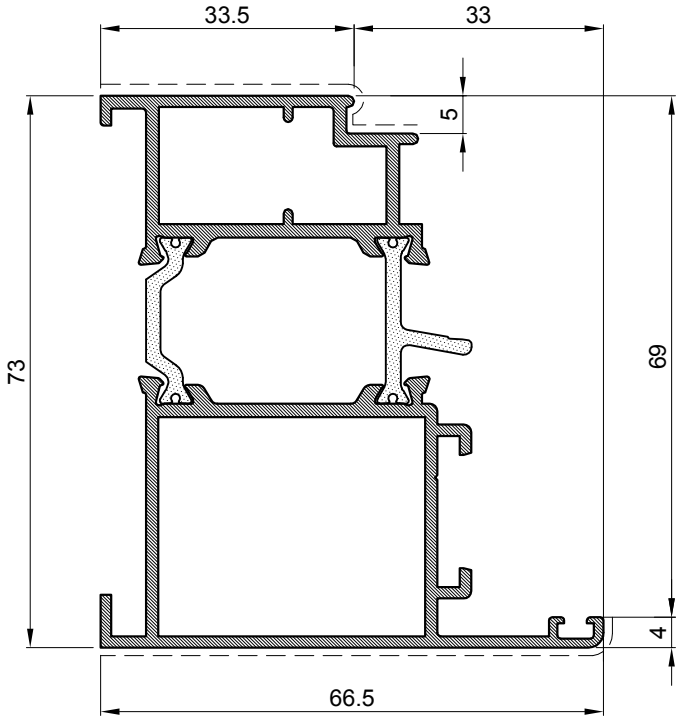

Profil rama-otvaranje vani		
Art.-Br.	**FT-0202**	
Težina	kg/m	**1.631**
Opseg	mm	373.0
Moment inercije	Ix (cm4)	26.71
	Iy (cm4)	14.88
	Wx (cm3)	9.11
	Wy (cm3)	3.7
Dužina isporuke	mm	6500

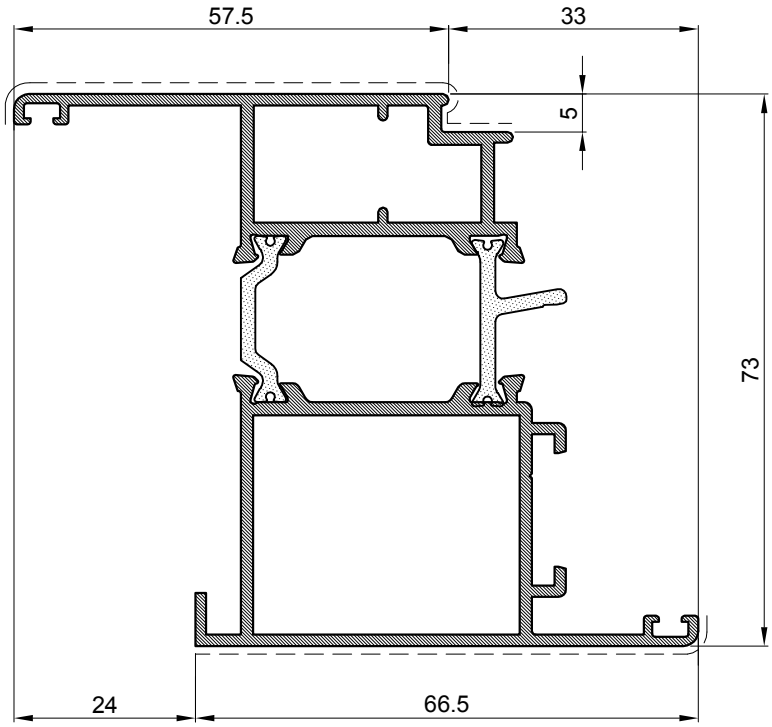

Profil rama-otvaranje vani		
Art.-Br.	**FT-0215**	
Težina	kg/m	**1.727**
Opseg	mm	430.0
Moment inercije	Ix (cm4)	30.2
	Iy (cm4)	20.77
	Wx (cm3)	10.85
	Wy (cm3)	4.36
Dužina isporuke	mm	6500

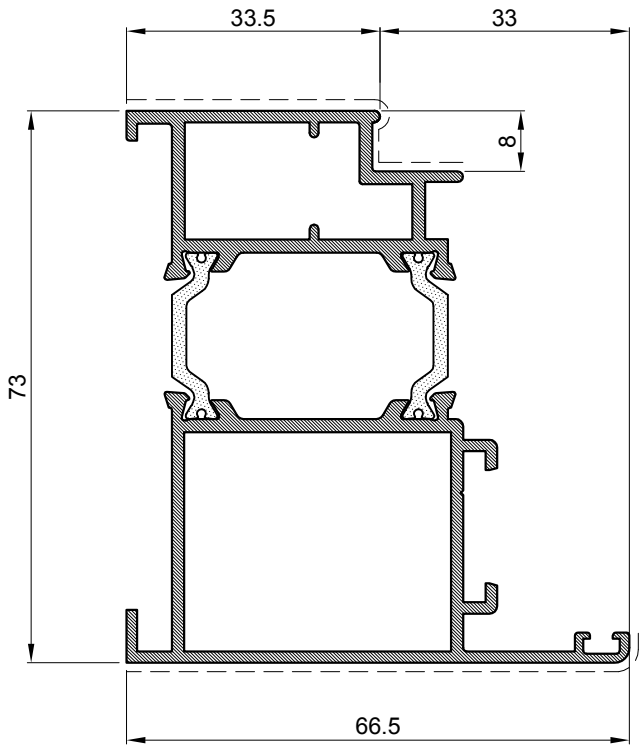

Profil rama vrata-otvaranje vani		
Art.-Br.	**FT-0220**	
Težina	kg/m	**1.629**
Opseg	mm	354
Moment inercije	Ix (cm4)	26.73
	Iy (cm4)	14.92
	Wx (cm3)	9.14
	Wy (cm3)	3.72
Dužina isporuke	mm	6500

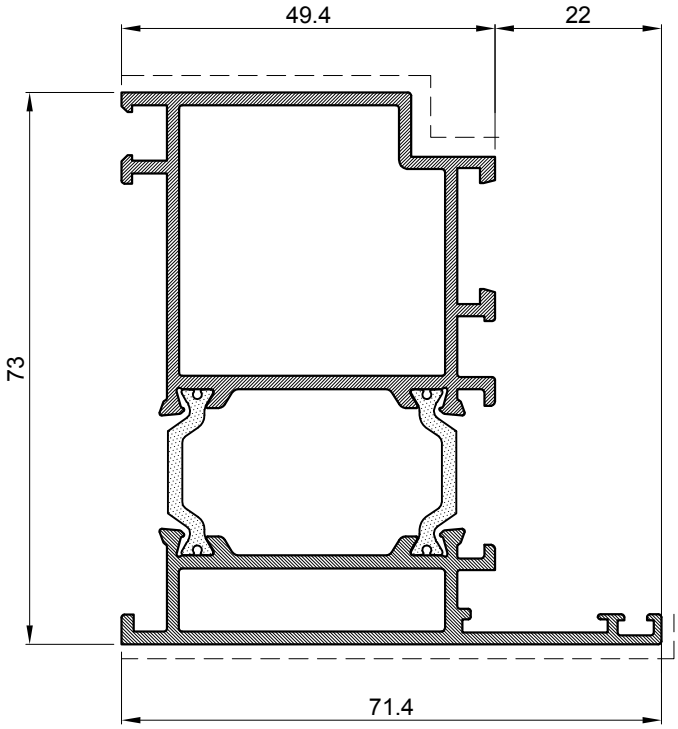

Profil rama-otvaranje vani		
Art.-Br.	**FT-0278**	
Težina	kg/m	1.736
Opseg	mm	387
Moment inercije	Ix (cm4)	30.15
	Iy (cm4)	18.79
	Wx (cm4)	9.47
	Wy (cm4)	4.35
Dužina isporuke	mm	6500

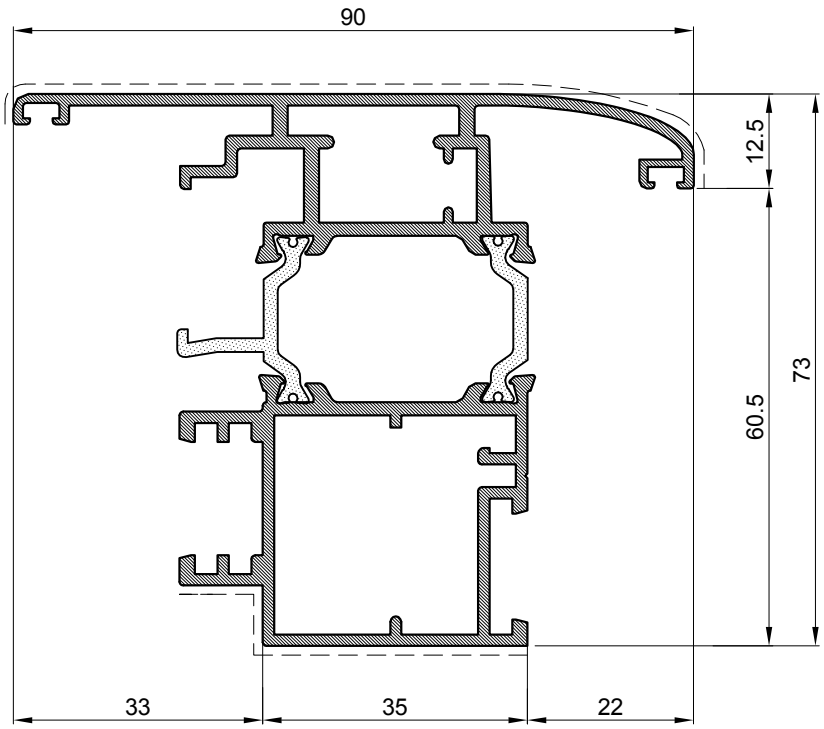

Profil krila-otvaranje vani		
Art.-Br.	**FT-0210**	
Težina	kg/m	**1.995**
Opseg	mm	530
Moment inercije	Ix (cm4)	31.21
	Iy (cm4)	23.31
	Wx (cm3)	9.66
	Wy (cm3)	4.93
Dužina isporuke	mm	6500

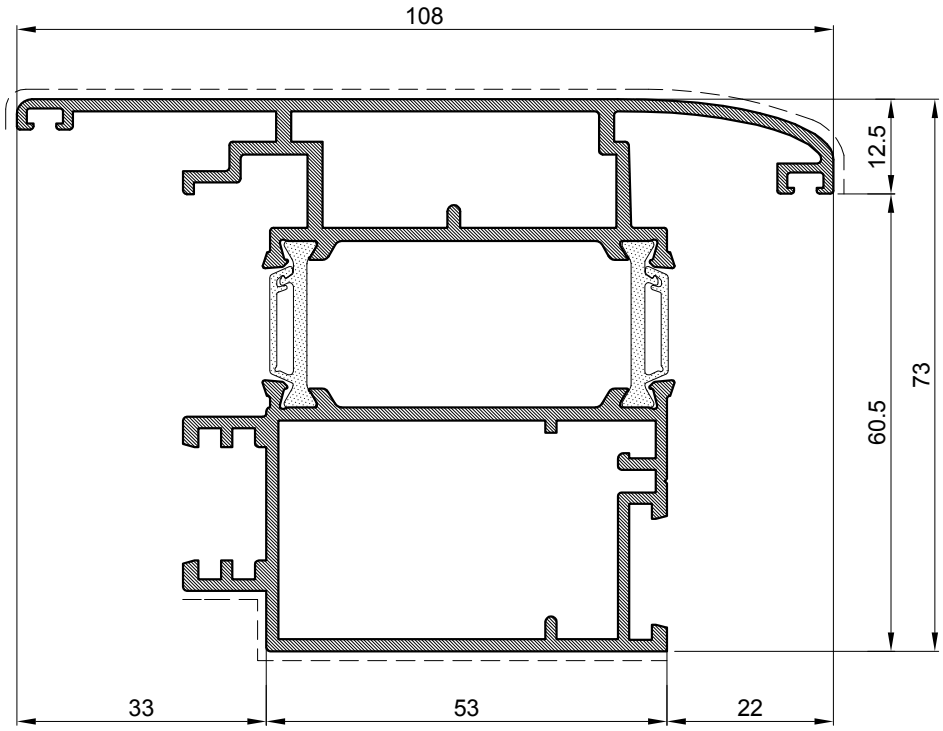

Profil krila-otvaranje vani		
Art.-Br.	**FT-0219**	
Težina	kg/m	**2.34**
Opseg	mm	547
Moment inercije	Ix (cm4)	38.49
	Iy (cm4)	49.45
	Wx (cm3)	12.06
	Wy (cm3)	8.82
Dužina isporuke	mm	6500

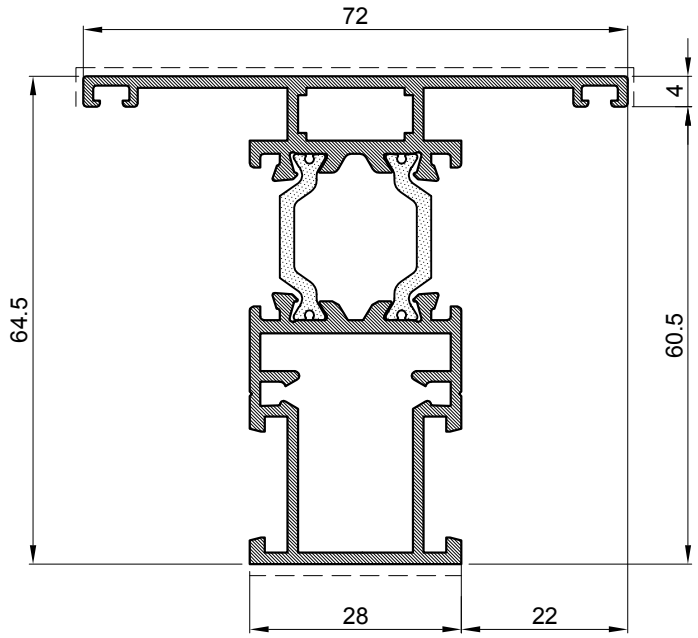

Profil prečke		
Art.-Br.	**FT-0205**	
Težina	kg/m	**1.452**
Opseg	mm	379.0
Moment inercije	Ix (cm4)	17.78
	Iy (cm4)	8.91
	Wx (cm3)	6.14
	Wy (cm3)	2.47
Dužina isporuke	mm	6500

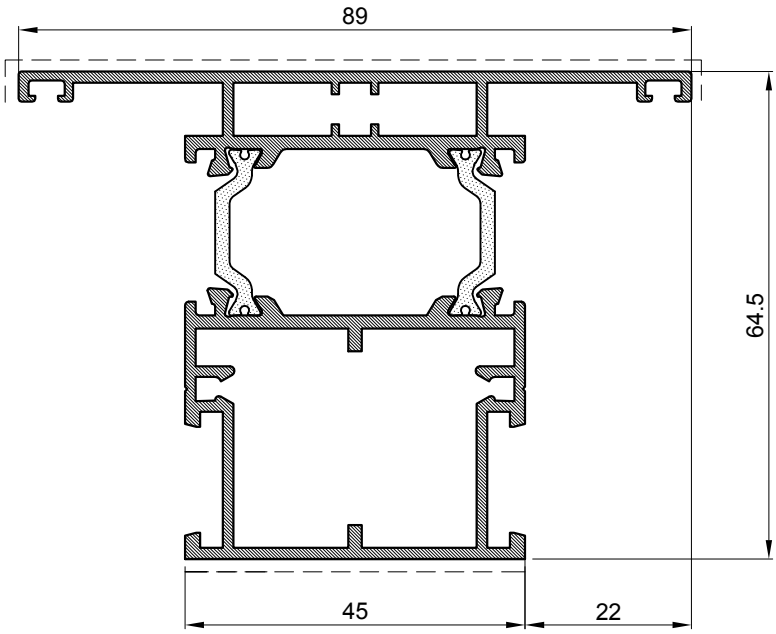

Profil prečke		
Art.-Br.	**FT-0206**	
Težina	kg/m	**1.789**
Opseg	mm	410.0
Moment inercije	Ix (cm4)	23.17
	Iy (cm4)	21.51
	Wx (cm3)	8.05
	Wy (cm3)	4.83
Dužina isporuke	mm	6500

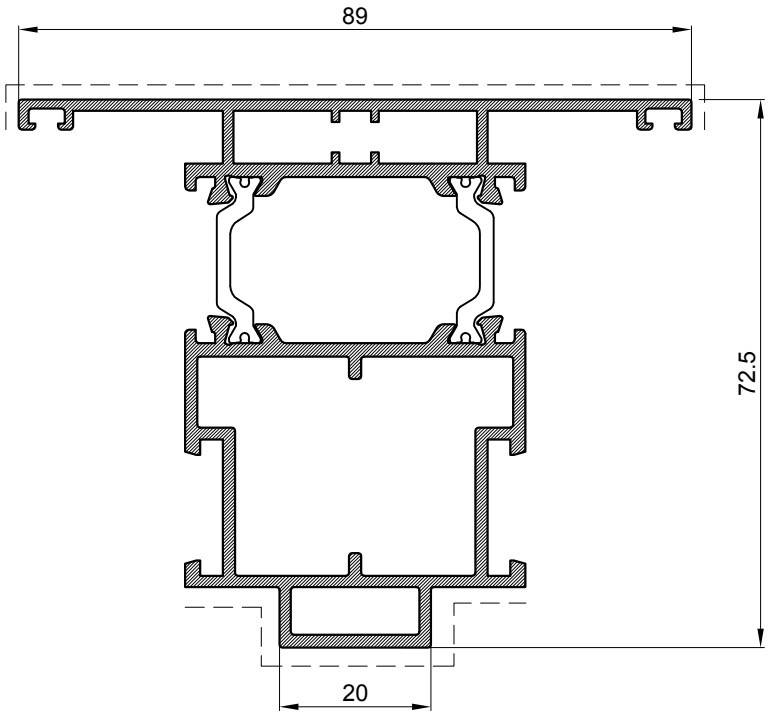

Profil prečke		
Art.-Br.	**FT-0276**	
Težina	kg/m	1.876
Opseg	mm	454
Moment inercije	Ix (cm4)	30.71
	Iy (cm4)	21.67
	Wx (cm4)	9.5
	Wy (cm4)	4.87
Dužina isporuke	mm	6500

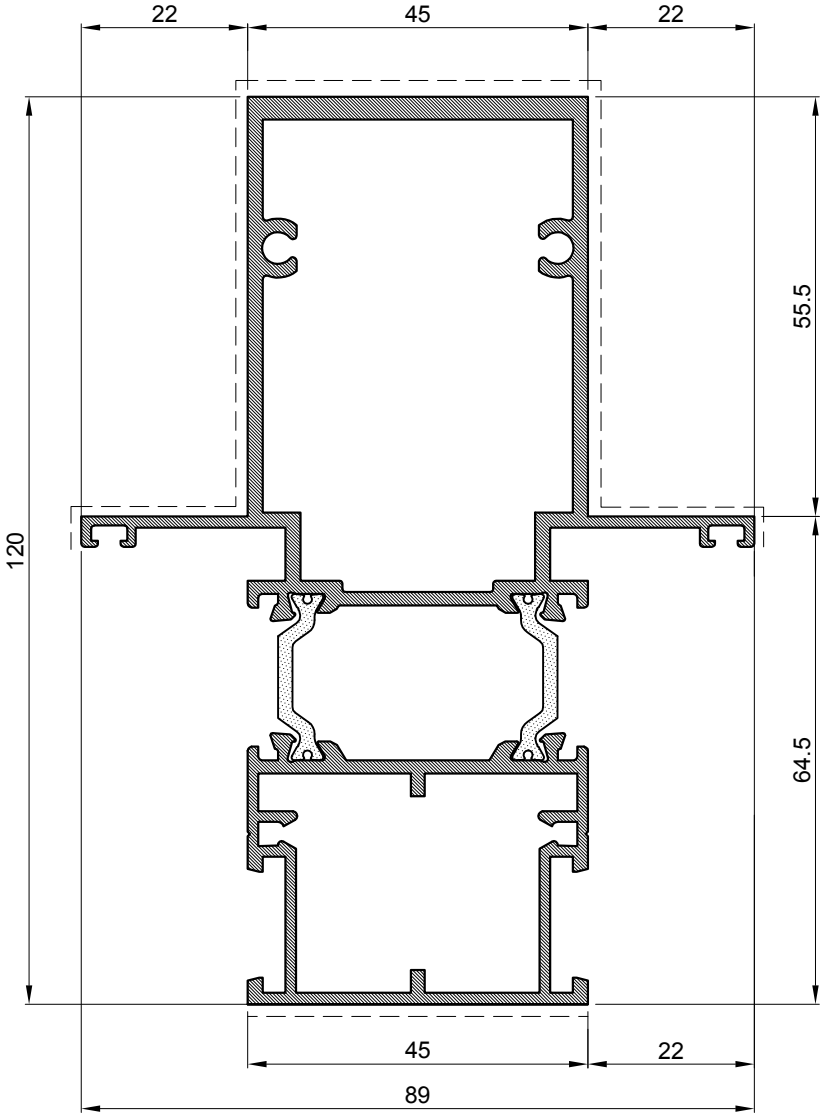

Profil ojačane prečke		
Art.-Br.	**FT-0209**	
Težina	kg/m	**2.711**
Opseg	mm	520
Moment inercije	Ix (cm4)	108
	Iy (cm4)	34.73
	Wx (cm3)	21.62
	Wy (cm3)	7.8
Dužina isporuke	mm	6500

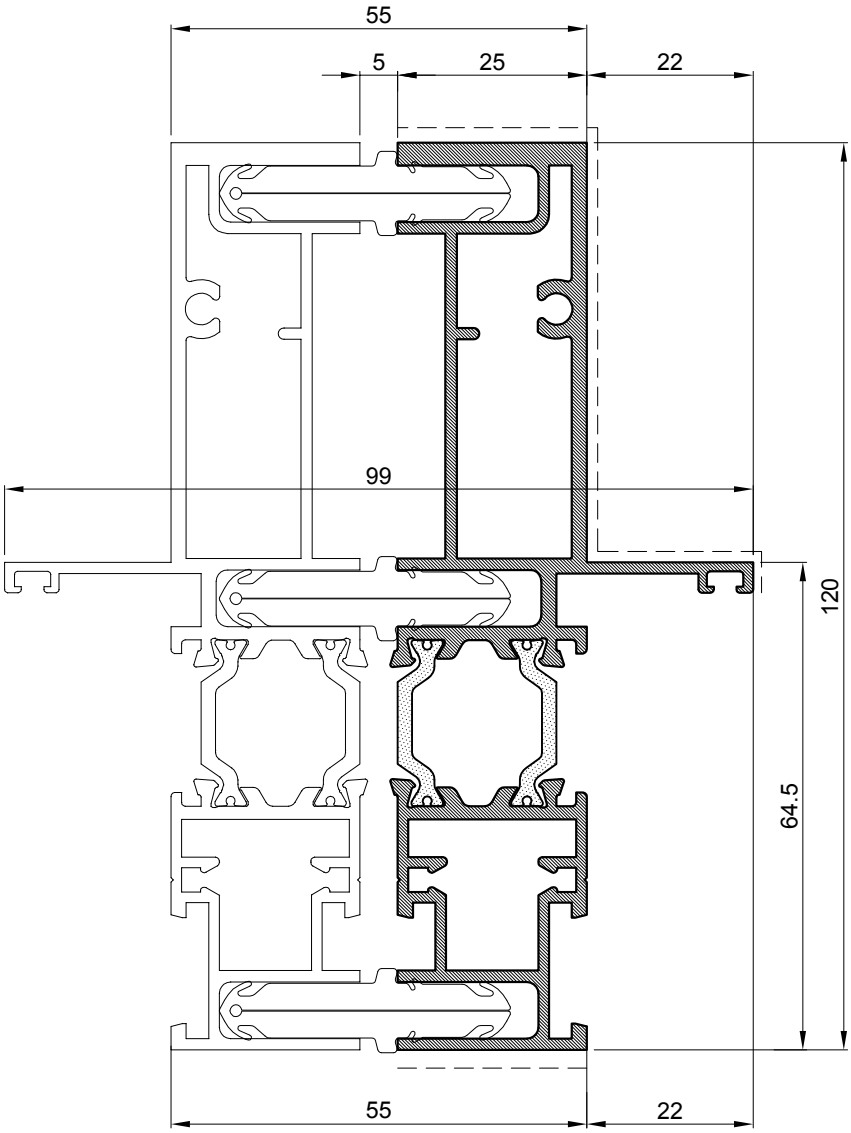

Vezni profil-ojačan		
Art.-Br.	**FT-0226**	
Težina	kg/m	**2.027**
Opseg	mm	516
Moment inercije	Ix (cm4)	80.44
	Iy (cm4)	6.66
	Wx (cm3)	16.34
	Wy (cm3)	2.1
Dužina isporuke	mm	6500

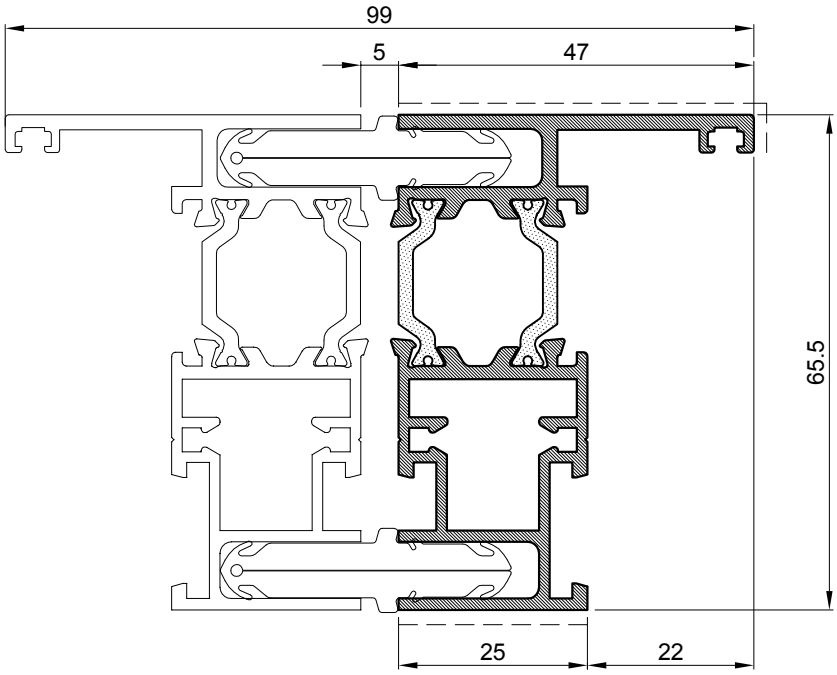

Vezni profil		
Art.-Br.	**FT-0227**	
Težina	kg/m	**1.311**
Opseg	mm	386
Moment inercije	Ix (cm4)	16.5
	Iy (cm4)	5.42
	Wx (cm3)	6
	Wy (cm3)	1.73
Dužina isporuke	mm	6500

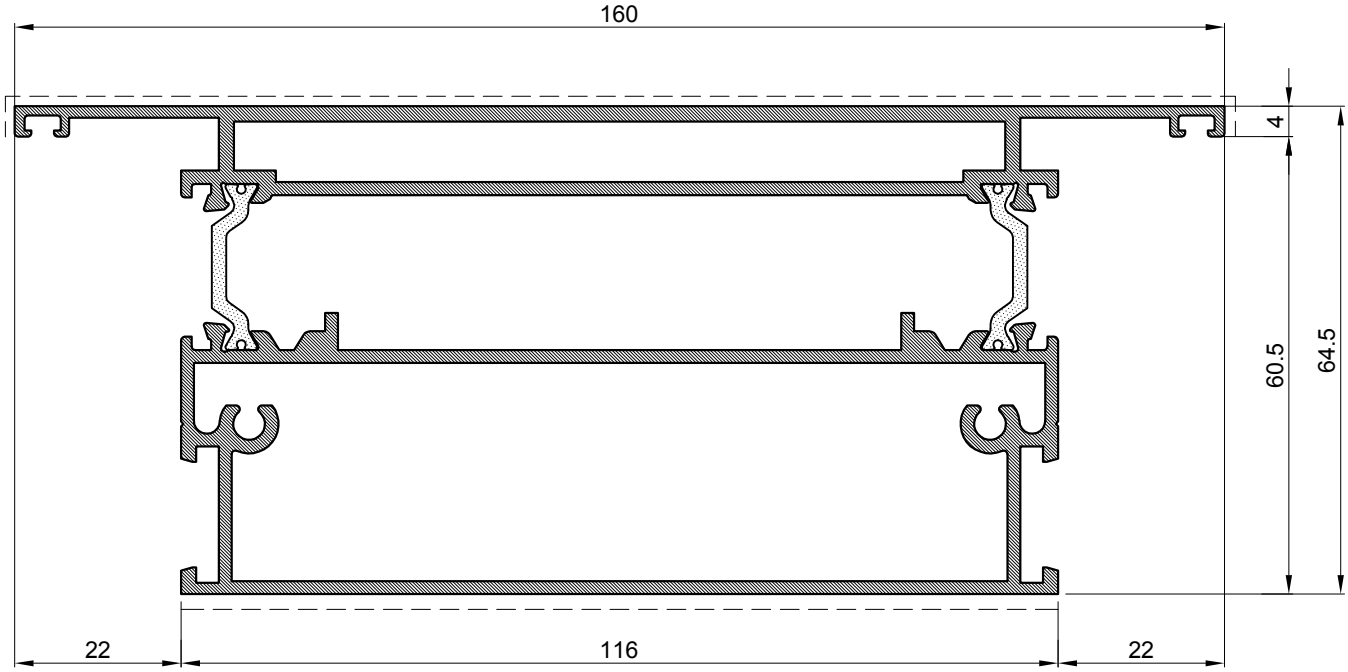

Profil prečke		
Art.-Br.	**FT-0207**	
Težina	kg/m	**3.437**
Opseg	mm	603.0
Moment inercije	Ix (cm4)	48.28
	Iy (cm4)	209.94
	Wx (cm3)	16.84
	Wy (cm3)	26.24
Dužina isporuke	mm	6500

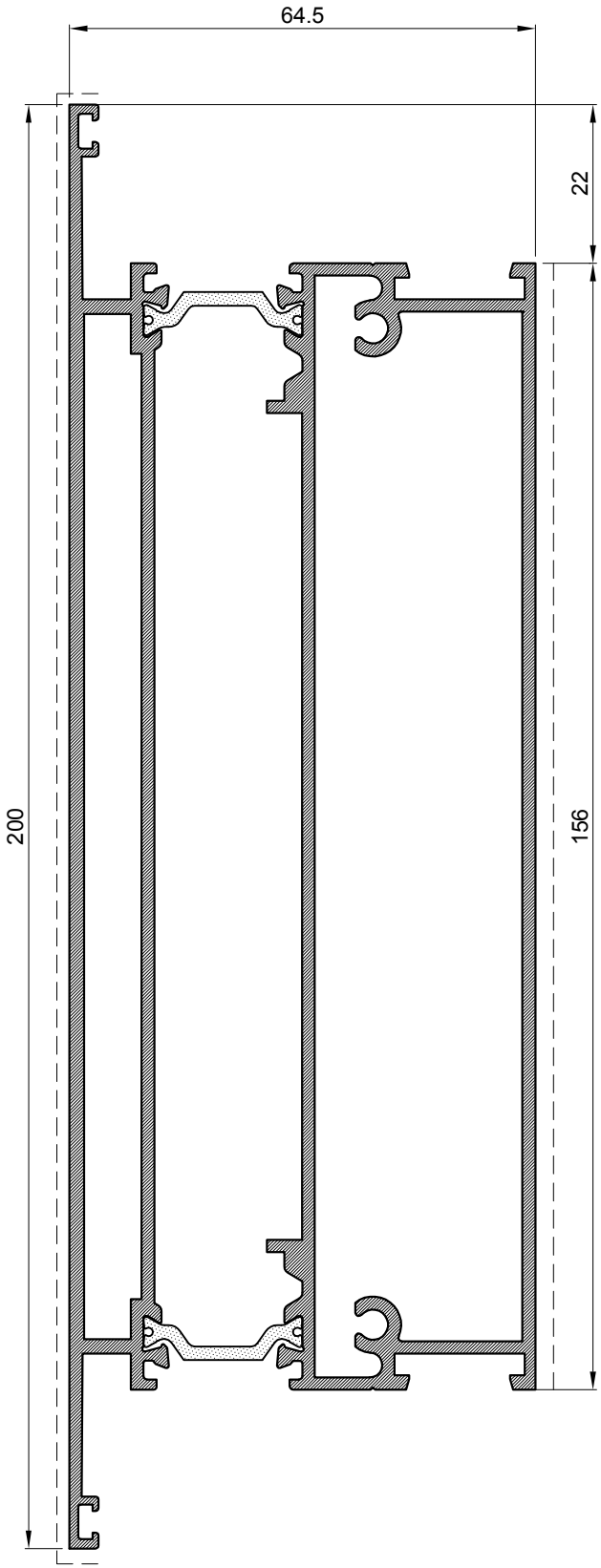

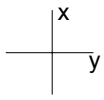

Profili prečke		
Art.-Br.	**FT-0243**	
Težina	kg/m	**4.239**
Opseg	mm	653
Moment inercije	Ix (cm4)	62.88
	Iy (cm4)	450.13
	Wx (cm3)	21.93
	Wy (cm3)	45.01
Dužina isporuke	mm	6500

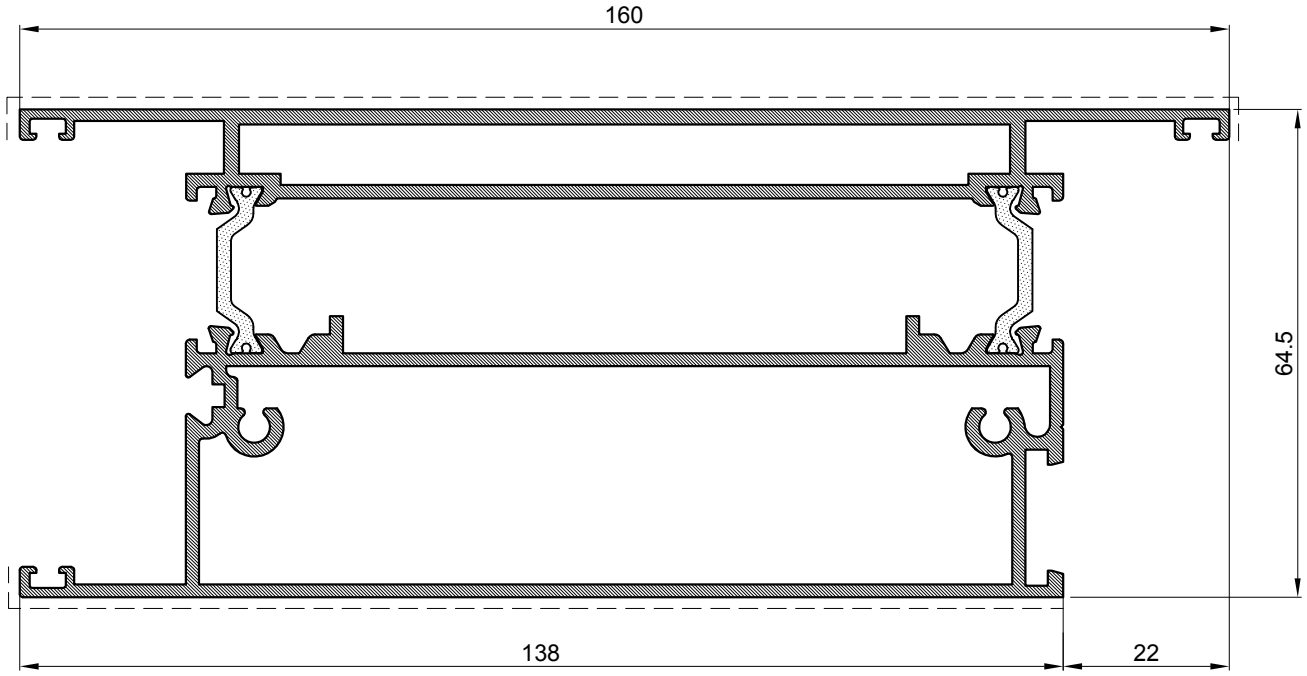

Profil parapetne prečke		
Art.-Br.	**FT-0208**	
Težina	kg/m	**3.497**
Opseg	mm	626.0
Moment inercije	Ix (cm4)	52.07
	Iy (cm4)	230.02
	Wx (cm3)	18.7
	Wy (cm3)	27.94
Dužina isporuke	mm	6500

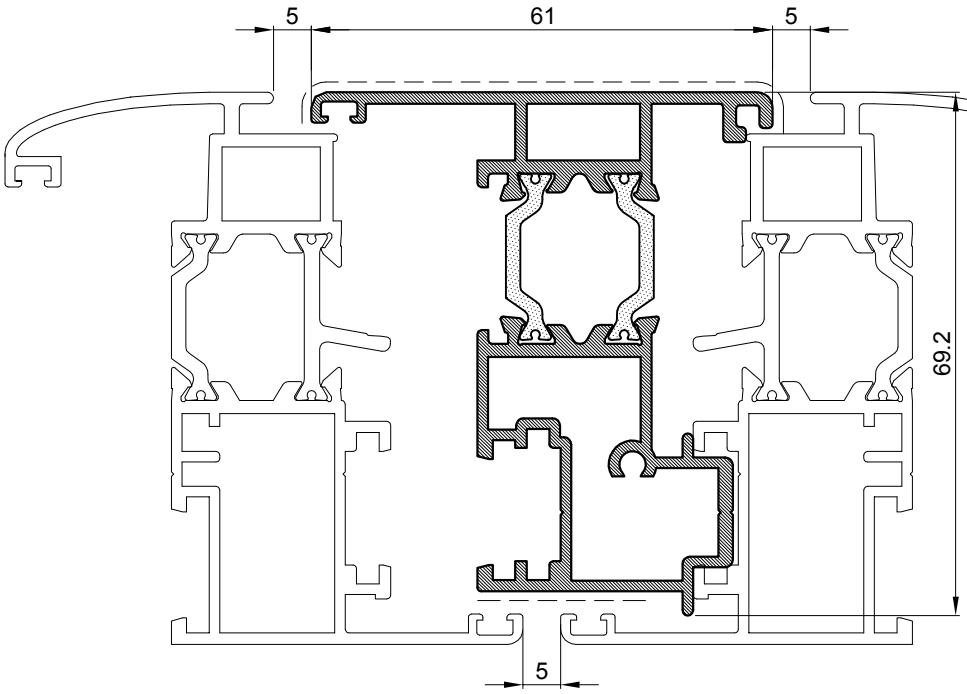

Profil kombatute		
Art.-Br.	**FT-0211**	
Težina	kg/m	**1.478**
Opseg	mm	375
Moment inercije	Ix (cm4)	20.07
	Iy (cm4)	7.81
	Wx (cm3)	6.83
	Wy (cm3)	2.17
Dužina isporuke	mm	6500

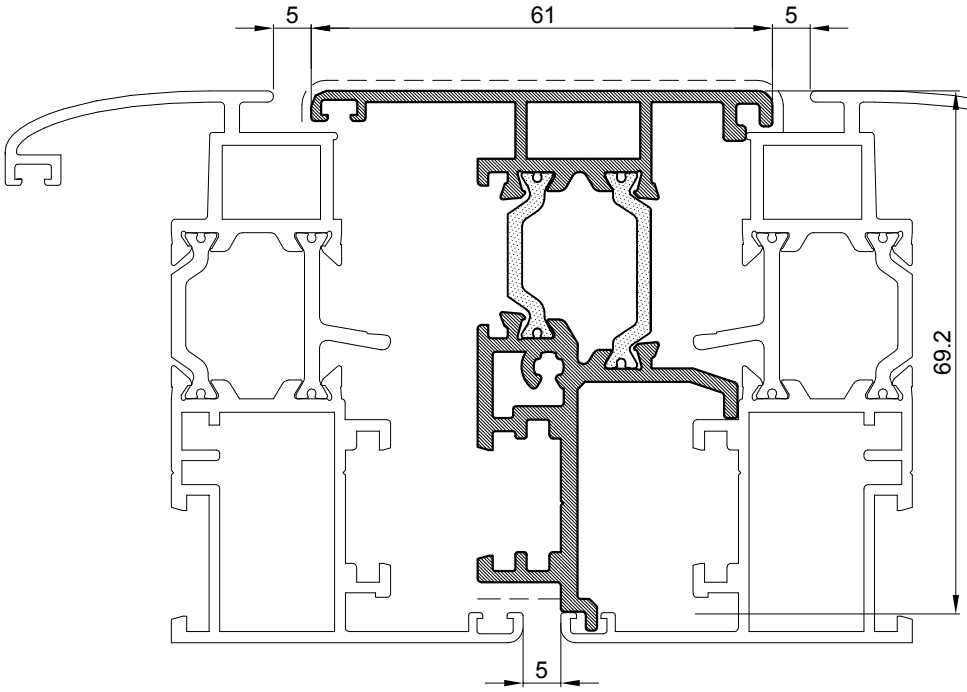

Profil kombatute		
Art.-Br.	**FT-0286**	
Težina	kg/m	1.417
Opseg	mm	384
Moment inercije	Ix (cm4)	17.13
	Iy (cm4)	6.51
	Wx (cm4)	5.22
	Wy (cm4)	1.94
Dužina isporuke	mm	6500

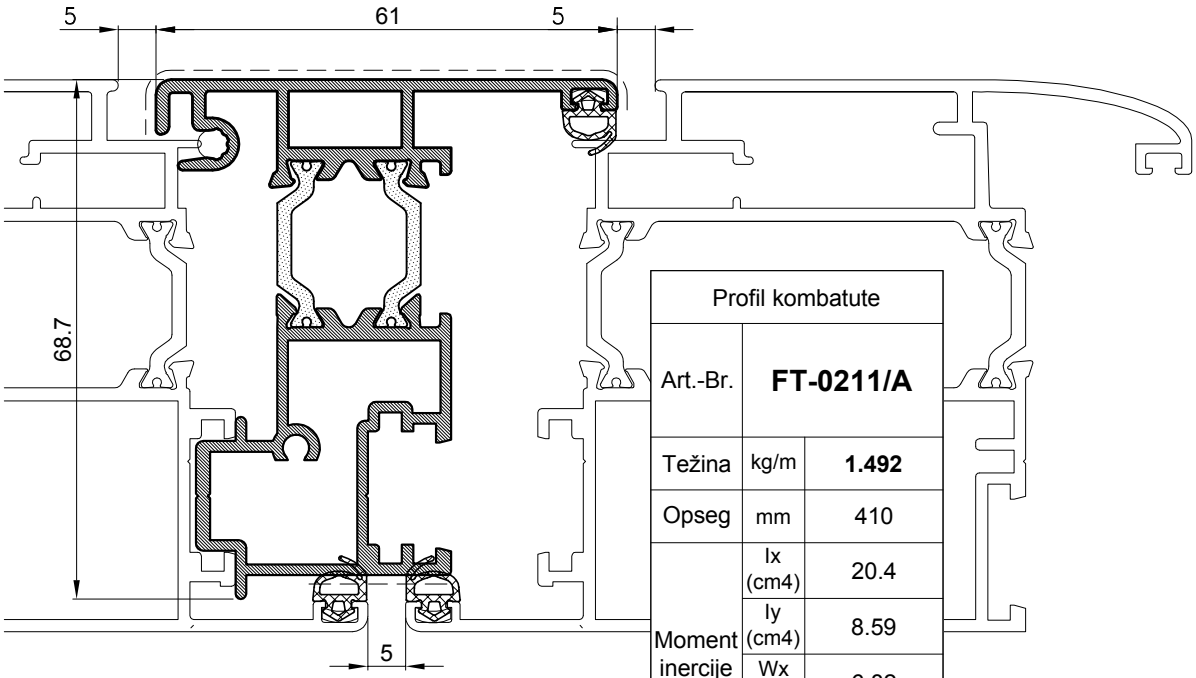

Profil kombatute		
Art.-Br.	**FT-0211/A**	
Težina	kg/m	**1.492**
Opseg	mm	410
Moment inercije	Ix (cm4)	20.4
	Iy (cm4)	8.59
	Wx (cm3)	6.82
	Wy (cm3)	2.34
Dužina isporuke	mm	6500

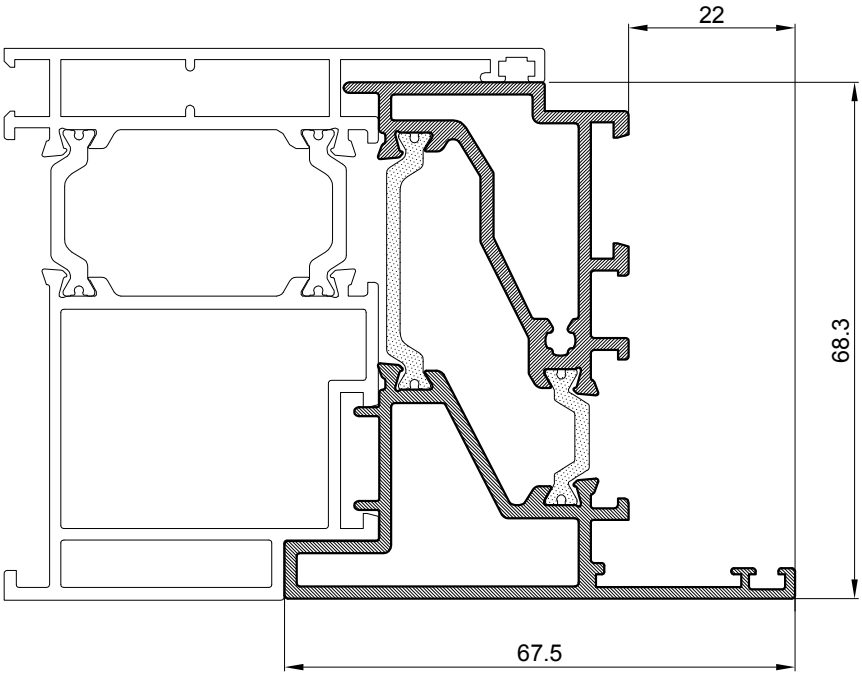

Profil kombatute		
Art.-Br.	**FT-0280**	
Težina	kg/m	1.683
Opseg	mm	352
Moment inercije	Ix (cm4)	24.31
	Iy (cm4)	11.41
	Wx (cm4)	8.15
	Wy (cm4)	2.98
Dužina isporuke	mm	6500

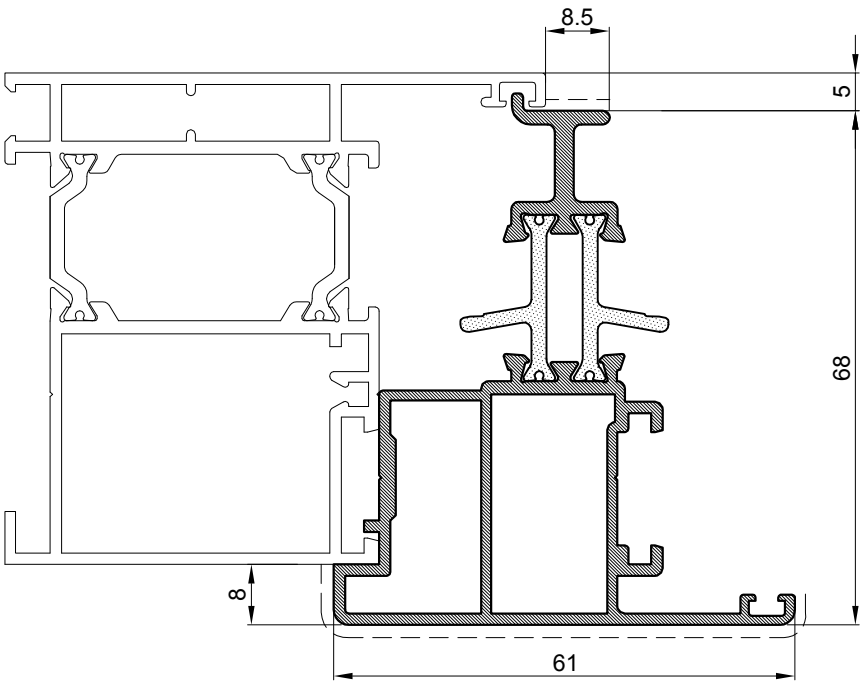

Profil kombatute-otvaranje vani		
Art.-Br.	**FT-0213**	
Težina	kg/m	**1.339**
Opseg	mm	376
Moment inercije	Ix (cm4)	15.81
	Iy (cm4)	18.16
	Wx (cm3)	4.45
	Wy (cm3)	2.38
Dužina isporuke	mm	6500

Profil kombatute za vrata-otvaranje vani		
Art.-Br.	**FT-0213/A**	
Težina	kg/m	**1.293**
Opseg	mm	333
Moment inercije	Ix (cm4)	15.6
	Iy (cm4)	8.21
	Wx (cm3)	4.39
	Wy (cm3)	2.4
Dužina isporuke	mm	6500

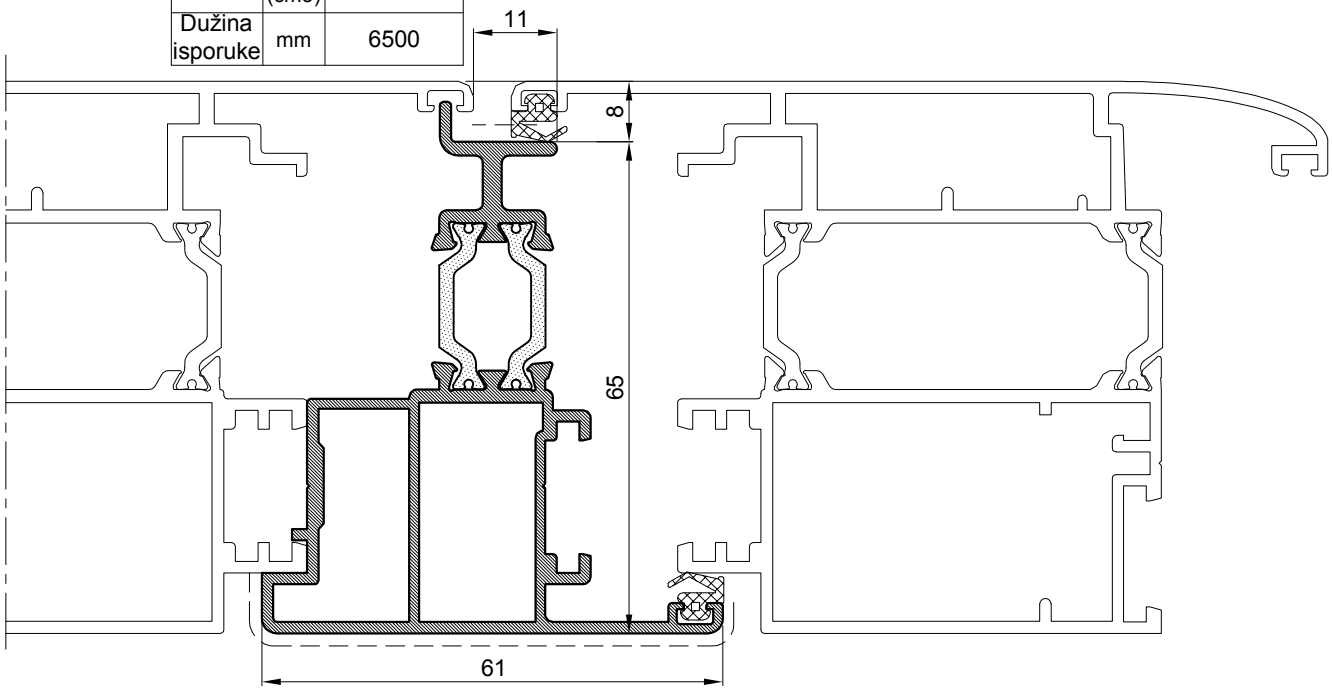

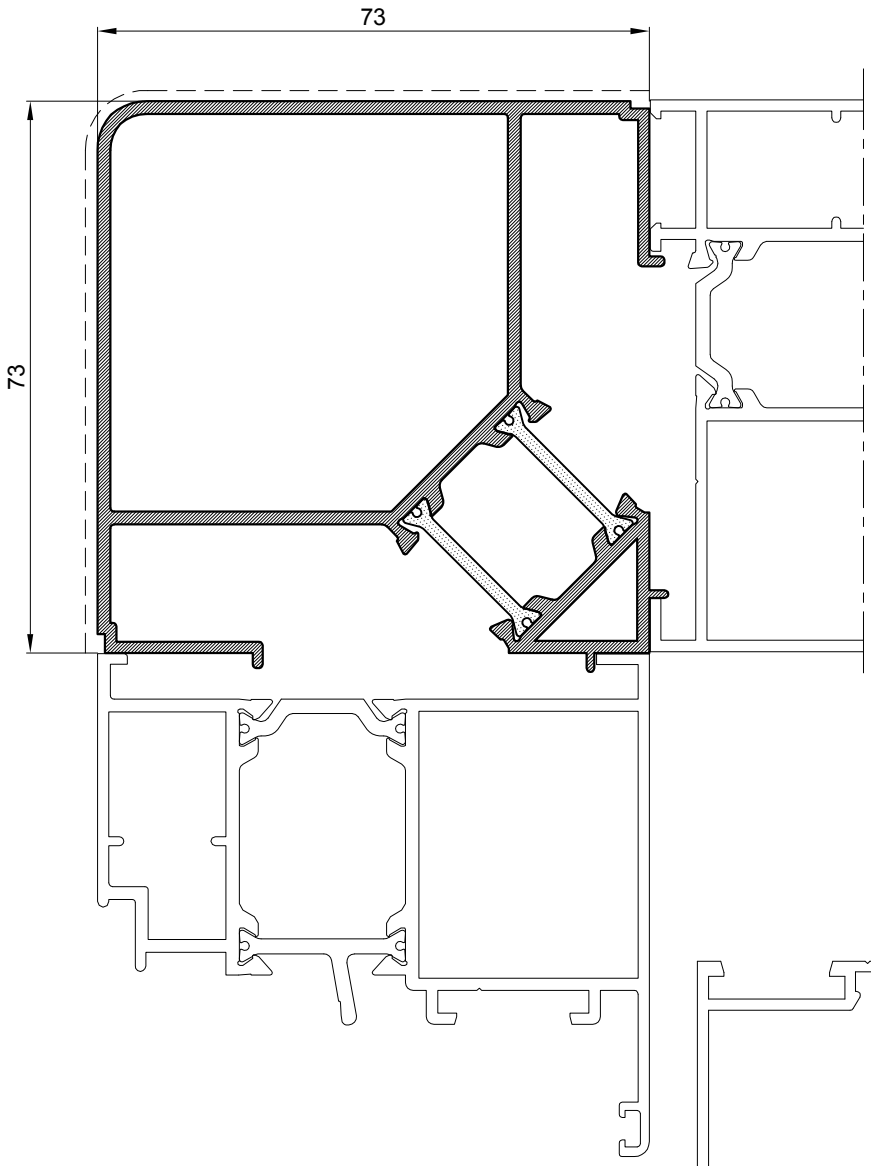

Profil kuta 90° za profil rama 73 mm		
Art.-Br.	**FT-0235**	
Težina	kg/m	**1.796**
Opseg	mm	448
Moment inercije	Ix (cm4)	39.33
	Iy (cm4)	42.91
	Wx (cm3)	11.34
	Wy (cm3)	11.34
Dužina isporuke	mm	6500

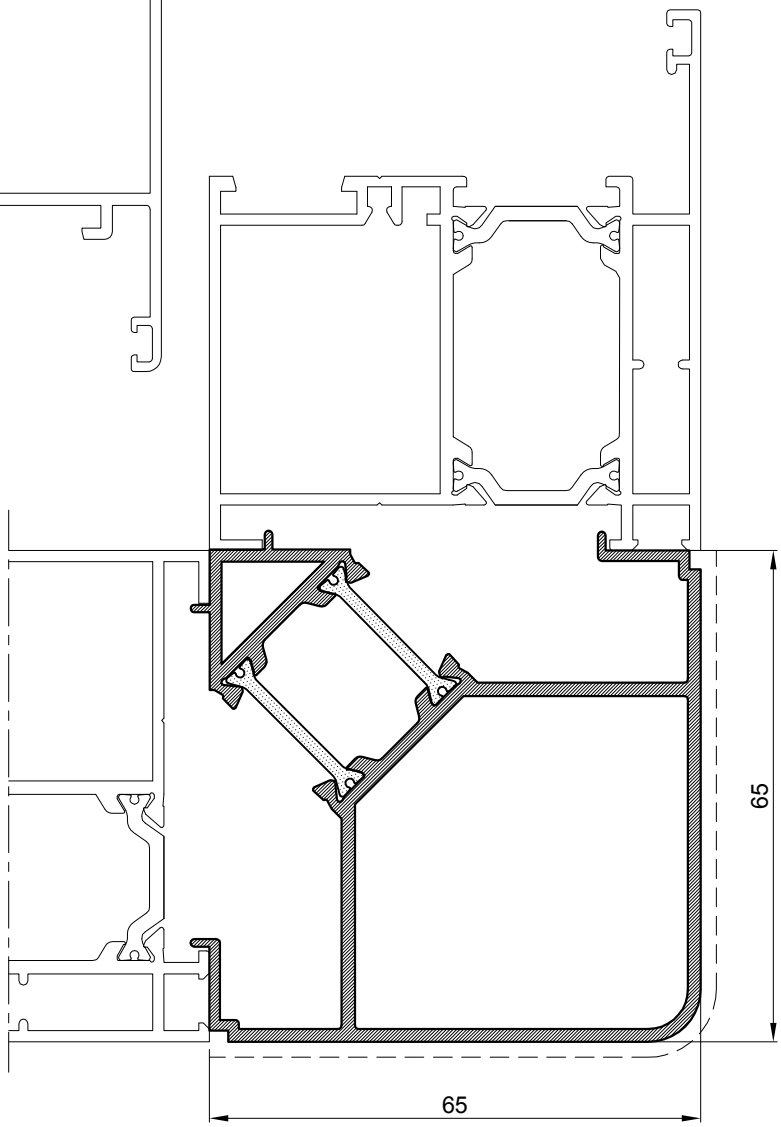

Profil kuta 90° za profil rama 65 mm		
Art.-Br.	**FT-0222**	
Težina	kg/m	**1.586**
Opseg	mm	390
Moment inercije	Ix (cm4)	25.78
	Iy (cm4)	28.54
	Wx (cm3)	8.31
	Wy (cm3)	8.31
Dužina isporuke	mm	6500

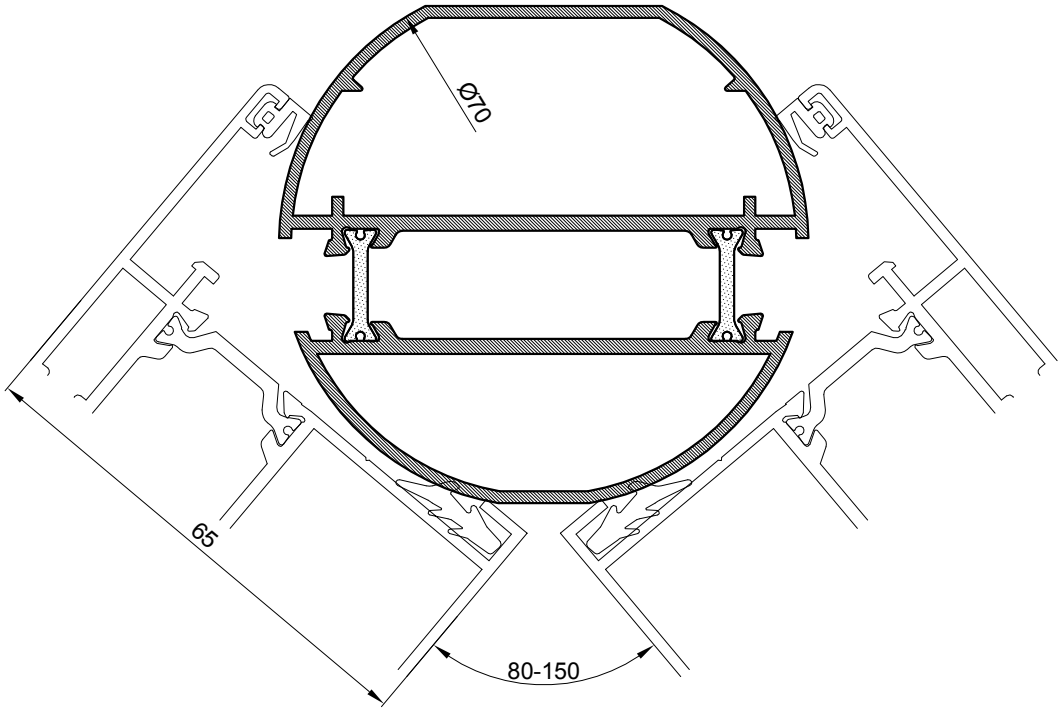

Profil za promjenjivi kut		
Art.-Br.	**FT-0217**	
Težina	kg/m	**1.780**
Opseg	mm	269
Moment inercije	Ix (cm4)	16.92
	Iy (cm4)	27.48
	Wx (cm3)	6.4
	Wy (cm3)	7.85
Dužina isporuke	mm	6500

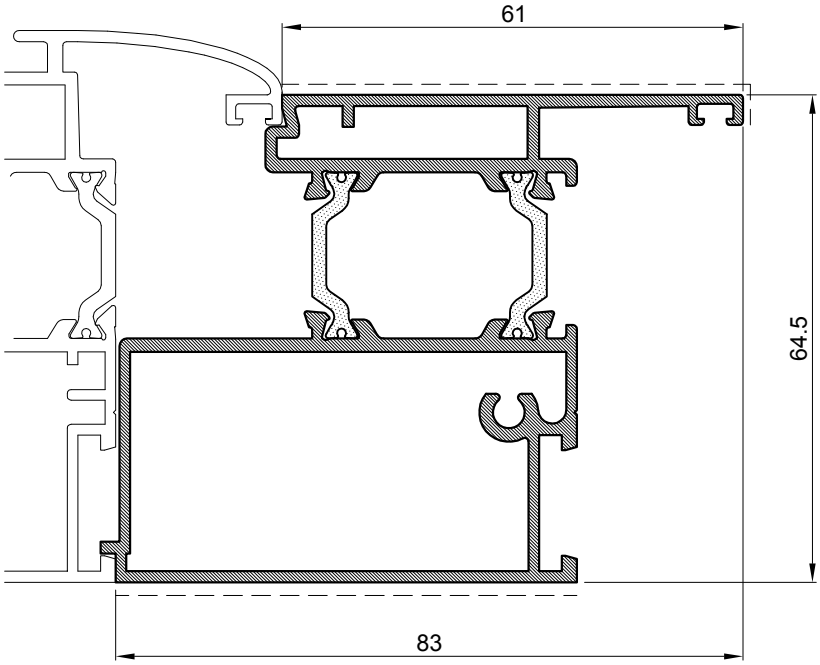

Parapetni profil		
Art.-Br.	**FT-0228**	
Težina	kg/m	**1.707**
Opseg	mm	371
Moment inercije	Ix (cm4)	22.75
	Iy (cm4)	24.74
	Wx (cm3)	8.62
	Wy (cm3)	5.58
Dužina isporuke	mm	6500

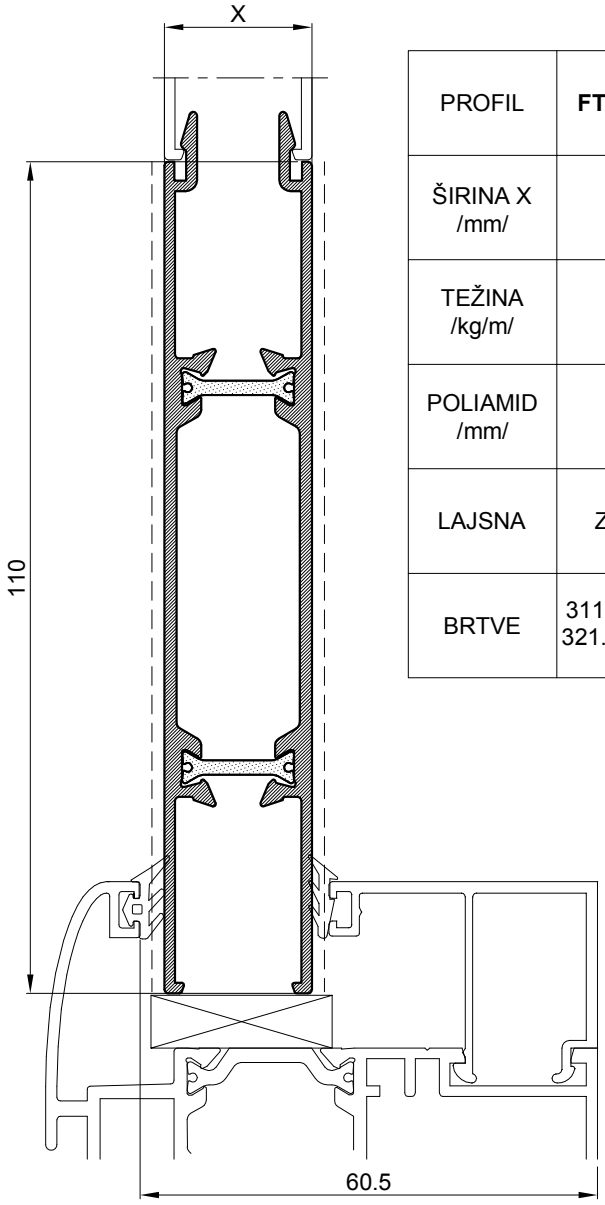

PROFIL ISPUNE U OVISNOSTI O ŠIRINI POLIAMIDA

PROFIL	**FT-0142/39**	**FT-0142/35**	**FT-0142/33**	**FT-0142/27**	**FT-0142**
ŠIRINA X /mm/	38.7	34,7	32,7	26,7	19.5
TEŽINA /kg/m/	1.437	1.411	1.401	1,372	1.327
POLIAMID /mm/	34	30	28	22	14.8
LAJSNA	Z40-636	M45-709	Z40-644	Z40-658	Z40.659
BRTVE	311.008(UP6) 321.003(Z113)	311.007(UP5) 321.003(Z113)	311.001(921) 321.003(Z113)	311.002(918) 321.003(Z113)	311.001(921) 321.002(Z111)

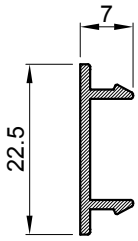

Profil maska		
Art.-Br.	**F-0826**	
Težina	kg/m	0.117
Opseg	mm	70
Dužina isporuke	mm	6500

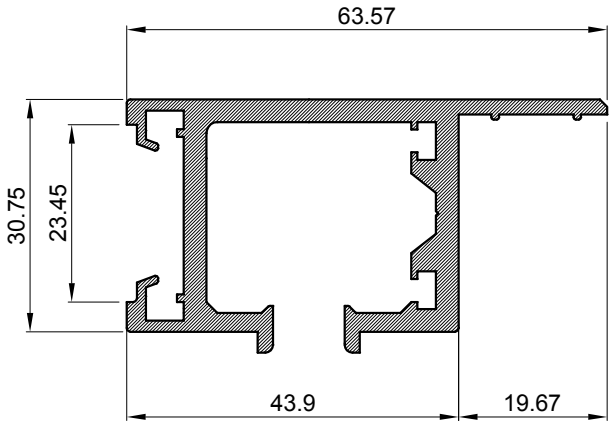

Profil vodilica		
Art.-Br.	**F-0719**	
Težina	kg/m	1.23
Opseg	mm	360
Dužina isporuke	mm	6500

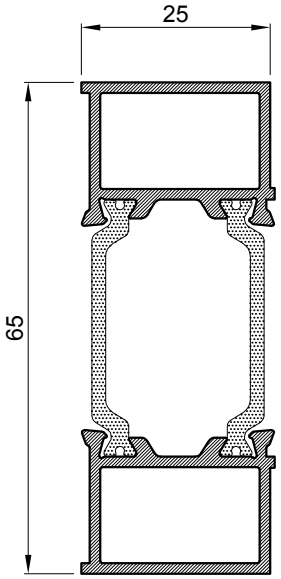

Profil za proširenje rama		
Art.-Br.	**FT-0266**	
Težina	kg/m	**0.907**
Opseg	mm	196
Moment inercije	Ix (cm4)	10.08
	Iy (cm4)	2.02
	Wx (cm3)	4.59
	Wy (cm3)	1.56
Dužina isporuke	mm	6500

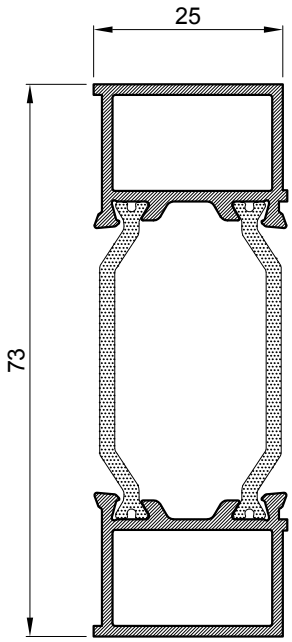

Profil za proširenje rama		
Art.-Br.	**FT-0267**	
Težina	kg/m	**0.946**
Opseg	mm	212
Moment inercije	Ix (cm4)	14.46
	Iy (cm4)	2.02
	Wx (cm3)	5.52
	Wy (cm3)	1.56
Dužina isporuke	mm	6500

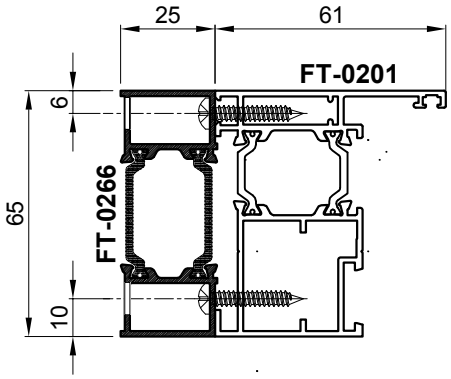

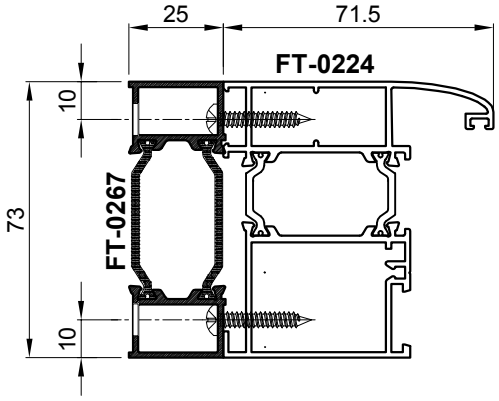

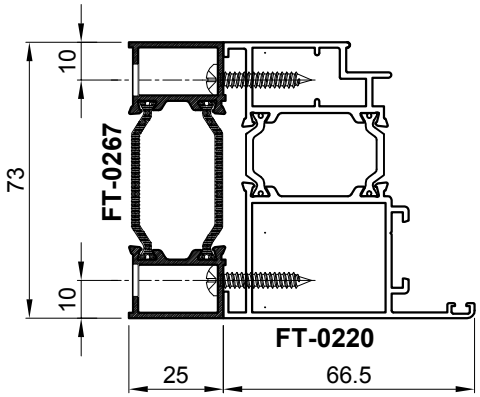

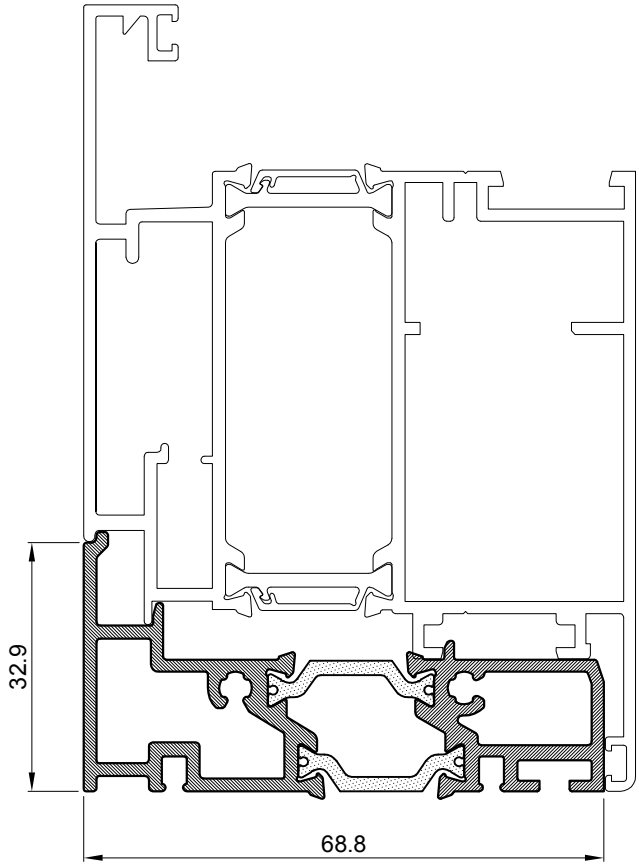

Profil parapeta		
Art.-Br.	**FT-0288**	
Težina	kg/m	1.255
Opseg	mm	265
Moment inercije	Ix (cm4)	2.48
	Iy (cm4)	16.26
	Wx (cm4)	1.05
	Wy (cm4)	4.38
Dužina isporuke	mm	6500

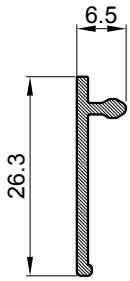

Profil - maska		
Art.-Br.	**F-1552**	
Težina	kg/m	0.133
Opseg	mm	66
Dužina isporuke	mm	6500

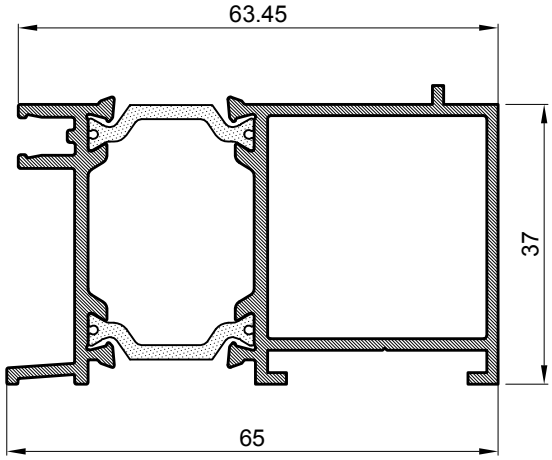

Profil za ugradnju		
Art.-Br.	**FT-0289**	
Težina	kg/m	1.149
Opseg	mm	271
Momenti inercije	Ix (cm4)	6.57
	Iy (cm4)	16.6
	Wx (cm3)	3.28
	Wy (cm3)	4.97
Dužina isporuke	mm	6500

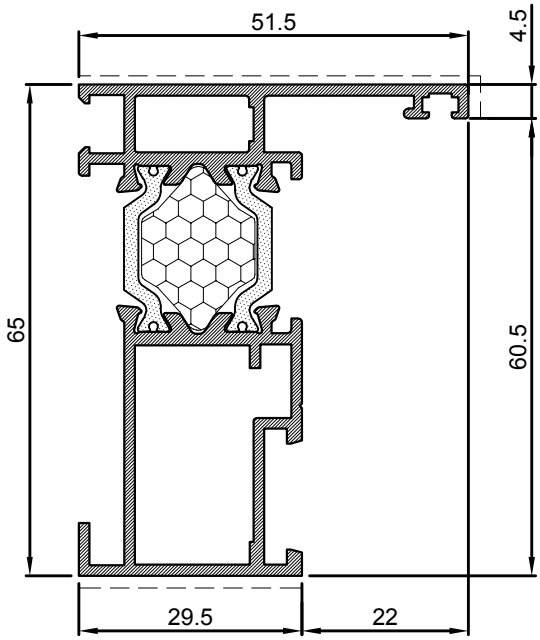

Profil krila		
Art.-Br.	**FT-0287F**	
Težina	kg/m	**1.239**
Opseg	mm	336
Moment inercije	Ix (cm4)	16.49
	Iy (cm4)	5.68
	Wx (cm3)	5.89
	Wy (cm3)	1.73
Dužina isporuke	mm	6500

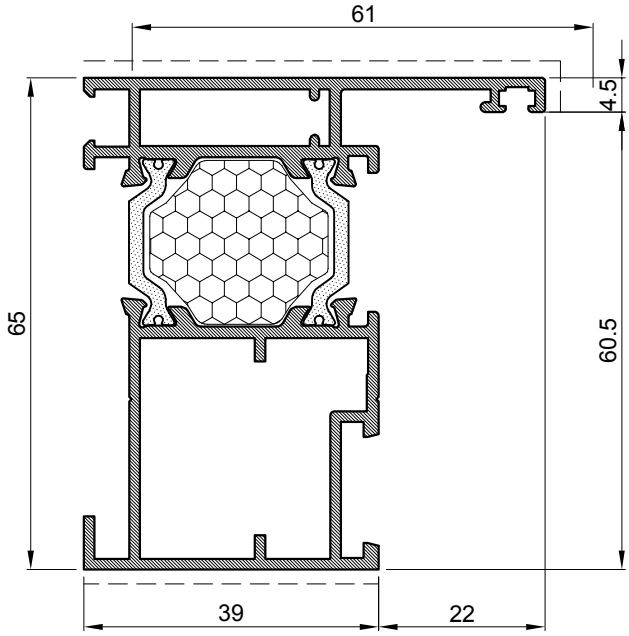

Profil rama		
Art.-Br.	**FT-0233F**	
Težina	kg/m	**1.401**
Opseg	mm	345
Moment inercije	Ix (cm4)	19.24
	Iy (cm4)	10.39
	Wx (cm3)	6.83
	Wy (cm3)	2.78
Dužina isporuke	mm	6500

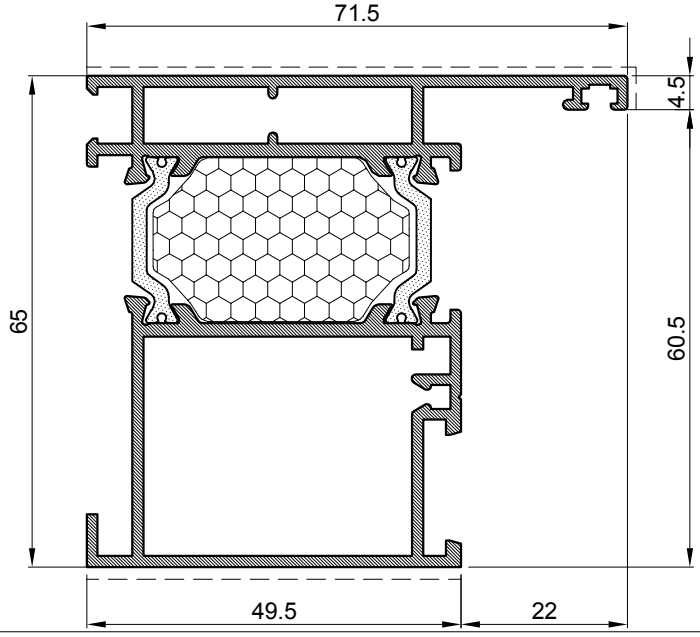

Profil rama		
Art.-Br.	**FT-0201F**	
Težina	kg/m	**1.688**
Opseg	mm	371.0
Moment inercije	Ix (cm4)	22.59
	Iy (cm4)	18.71
	Wx (cm3)	8
	Wy (cm3)	4.41
Dužina isporuke	mm	6500

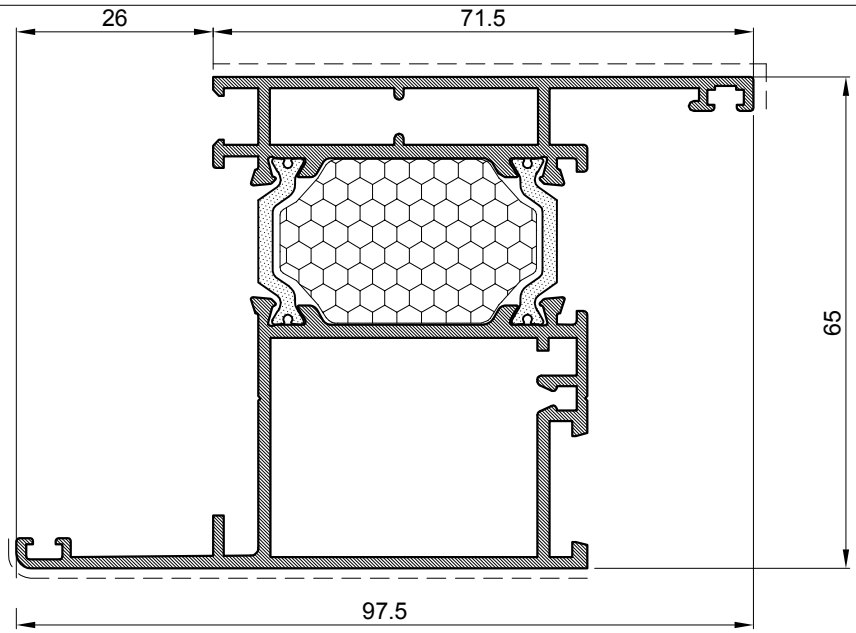

Profil rama		
Art.-Br.	**FT-0225F**	
Težina	kg/m	**1.789**
Opseg	mm	433
Moment inercije	Ix (cm4)	27.03
	Iy (cm4)	26.92
	Wx (cm3)	10.4
	Wy (cm3)	5.2
Dužina isporuke	mm	6500

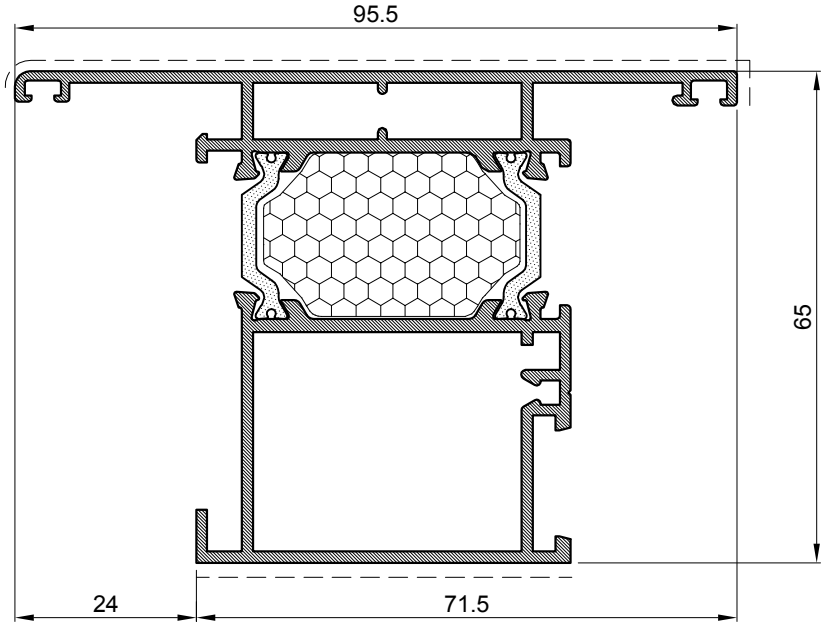

Profil rama		
Art.-Br.	**FT-0214F**	
Težina	kg/m	**1.797**
Opseg	mm	427.0
Moment inercije	Ix (cm4)	24.44
	Iy (cm4)	25.45
	Wx (cm3)	8.32
	Wy (cm3)	5.08
Dužina isporuke	mm	6500

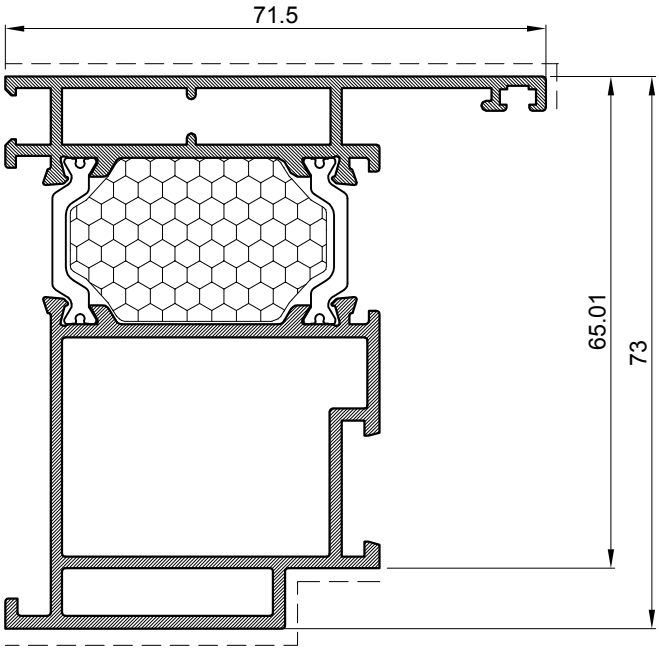

Profil rama-otvaranje unutra		
Art.-Br.	**FT-0274F**	
Težina	kg/m	1.813
Opseg	mm	379
Moment inercije	Ix (cm4)	32.54
	Iy (cm4)	19.52
	Wx (cm4)	10.57
	Wy (cm4)	4.5
Dužina isporuke	mm	6500

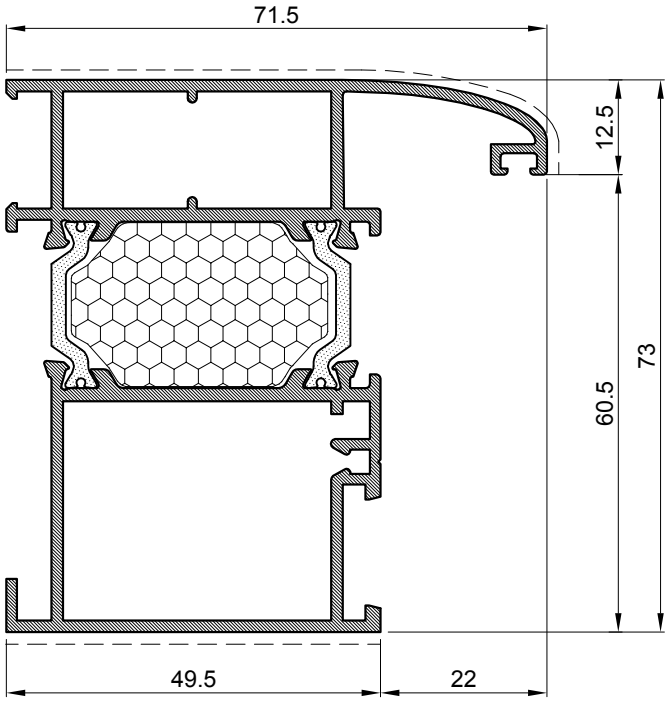

Profil rama		
Art.-Br.	**FT-0224F**	
Težina	kg/m	**1.738**
Opseg	mm	408
Moment inercije	Ix (cm4)	28.24
	Iy (cm4)	21.25
	Wx (cm3)	9.25
	Wy (cm3)	5.08
Dužina isporuke	mm	6500

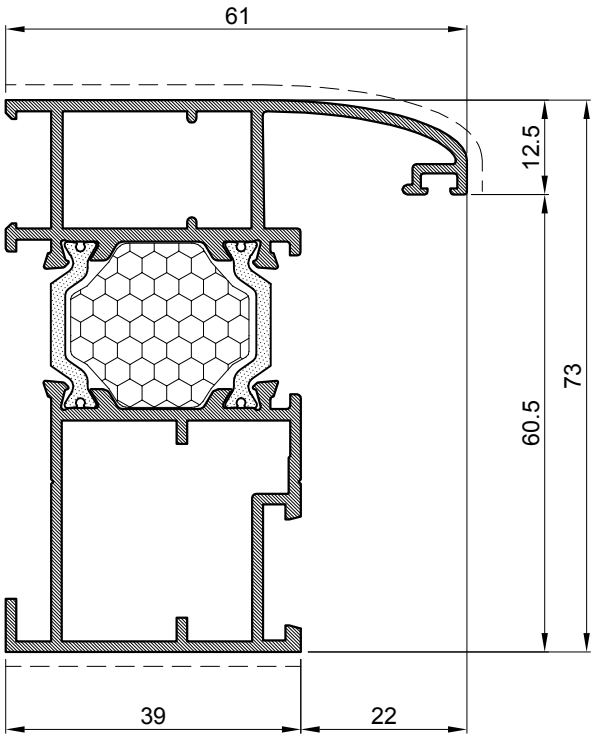

Profil rama		
Art.-Br.	**FT-0234F**	
Težina	kg/m	**1.542**
Opseg	mm	376
Moment inercije	Ix (cm4)	24.37
	Iy (cm4)	12.22
	Wx (cm3)	7.91
	Wy (cm3)	3.32
Dužina isporuke	mm	6500

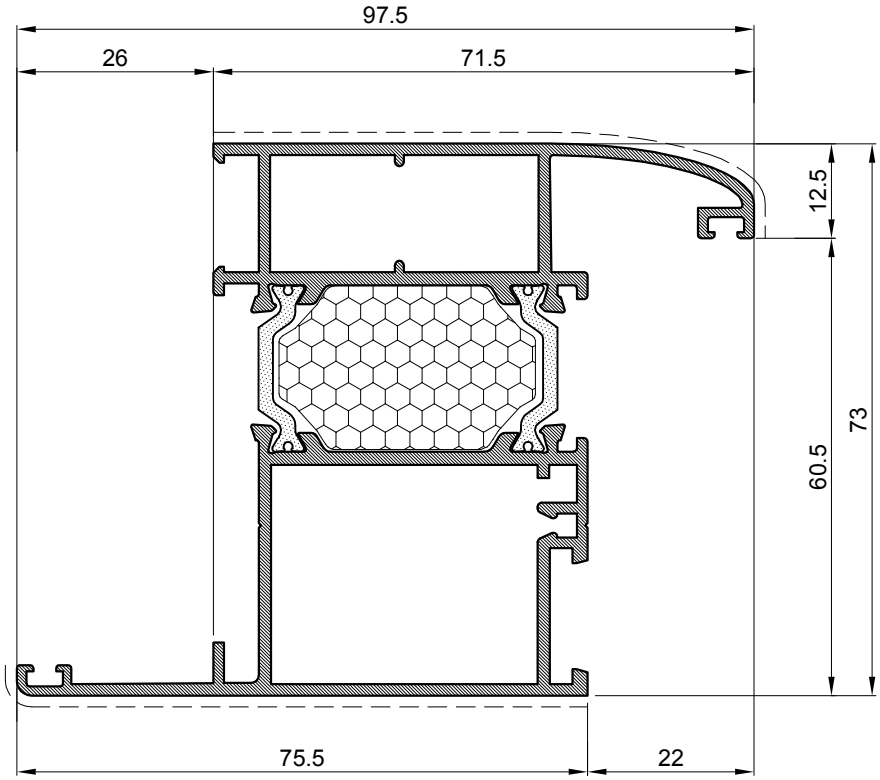

Profil rama		
Art.-Br.	**FT-0229F**	
Težina	kg/m	**1.878**
Opseg	mm	461
Moment inercije	Ix (cm4)	33.45
	Iy (cm4)	29.72
	Wx (cm3)	11.86
	Wy (cm3)	5.66
Dužina isporuke	mm	6500

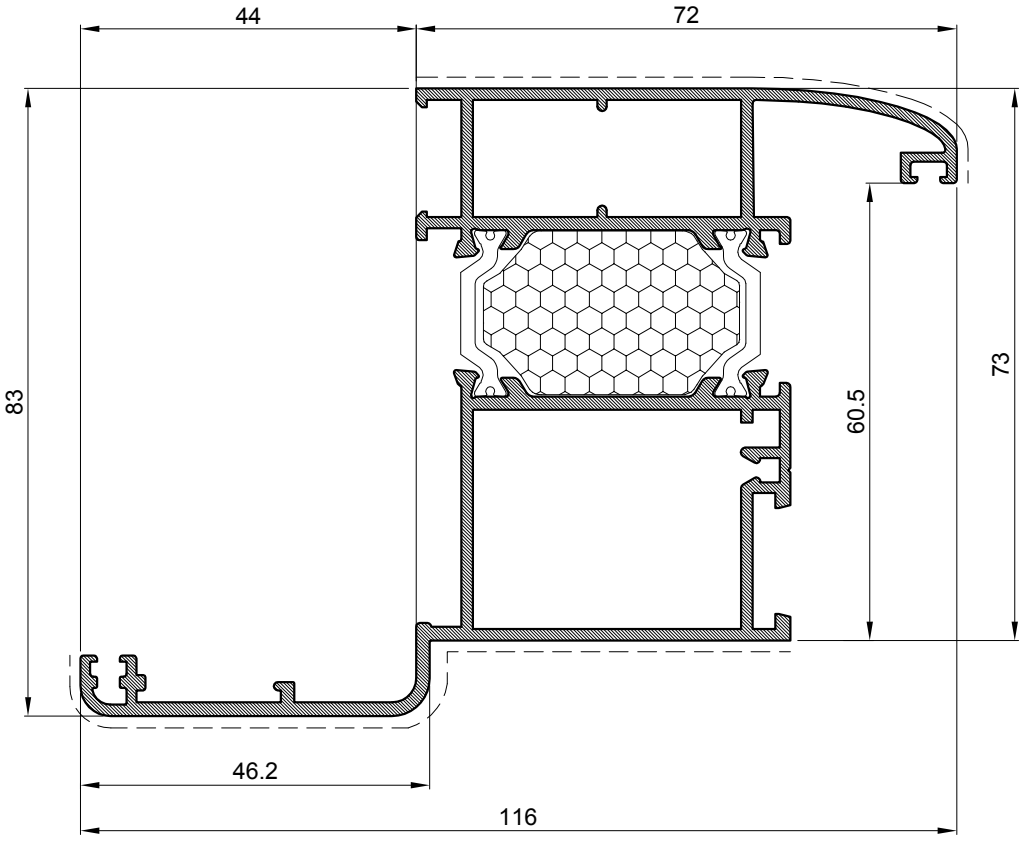

Profil rama		
Art.-Br.	**FT-0249F**	
Težina	kg/m	**2.052**
Opseg	mm	540
Moment inercije	Ix (cm4)	45.75
	Iy (cm4)	50.35
	Wx (cm3)	14.11
	Wy (cm3)	7.68
Dužina isporuke	mm	6500

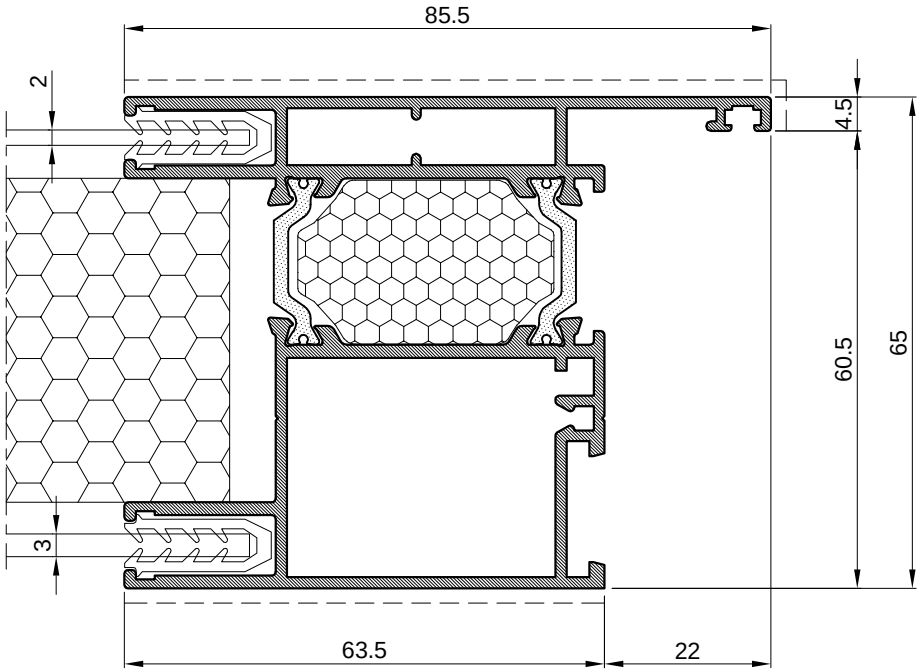

Profil rama		
Art.-Br.	**FT-0231F**	
Težina	kg/m	**1.890**
Opseg	mm	491
Moment inercije	Ix (cm4)	27.86
	Iy (cm4)	29.33
	Wx (cm3)	10.16
	Wy (cm3)	6.15
Dužina isporuke	mm	6500

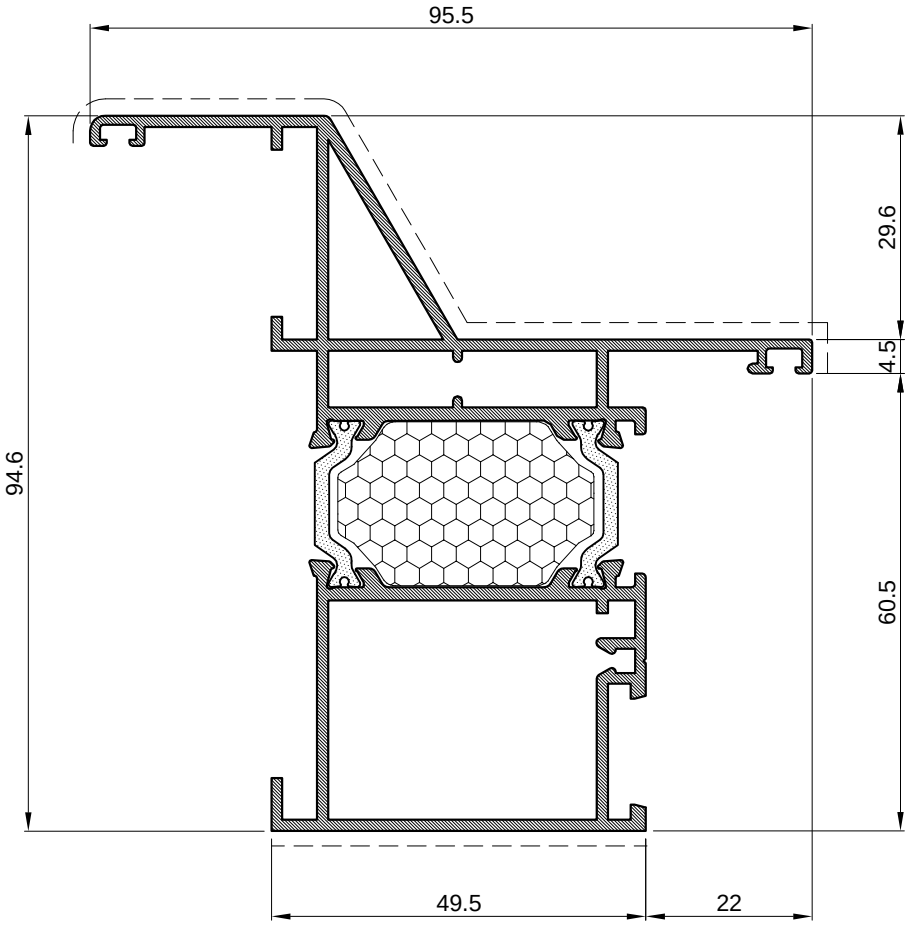

Profil rama		
Art.-Br.	**FT-0232F**	
Težina	kg/m	**2.023**
Opseg	mm	489
Moment inercije	Ix (cm4)	44.23
	Iy (cm4)	27.83
	Wx (cm3)	12.14
	Wy (cm3)	5.81
Dužina isporuke	mm	6500

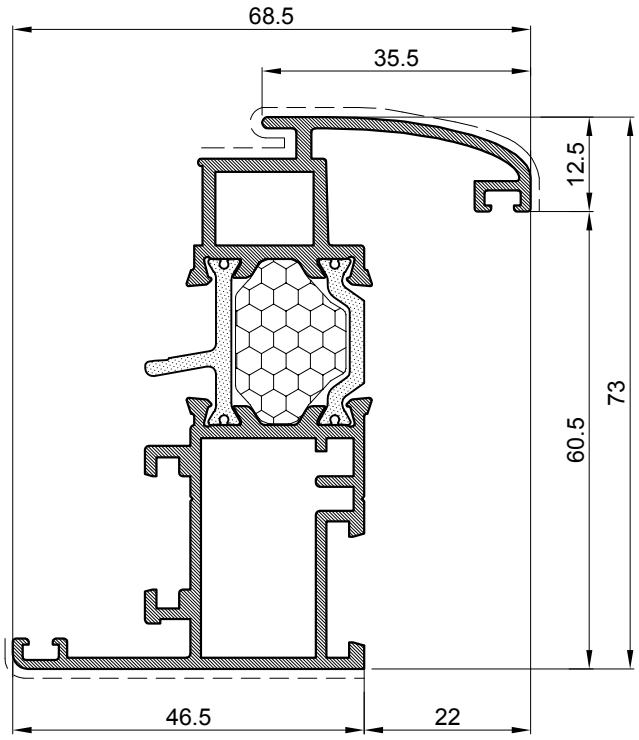

Profil krila		
Art.-Br.	**FT-0203F**	
Težina	kg/m	**1.503**
Opseg	mm	421.0
Moment inercije	Ix (cm4)	23.56
	Iy (cm4)	9.02
	Wx (cm3)	8.51
	Wy (cm3)	2.58
Dužina isporuke	mm	6500

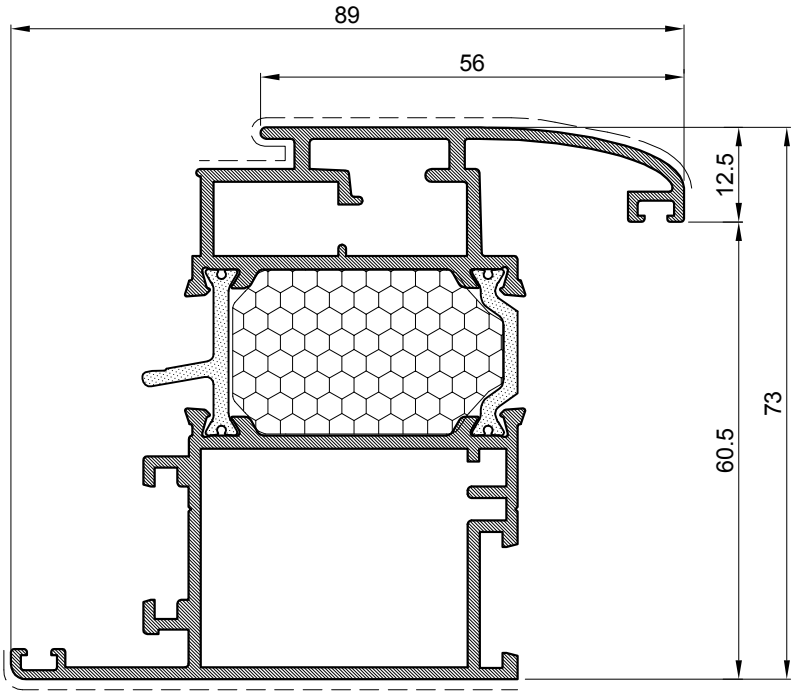

Profil krila		
Art.-Br.	**FT-0204F**	
Težina	kg/m	**1.984**
Opseg	mm	463.0
Moment inercije	Ix (cm4)	33.51
	Iy (cm4)	26.23
	Wx (cm3)	11.75
	Wy (cm3)	5.79
Dužina isporuke	mm	6500

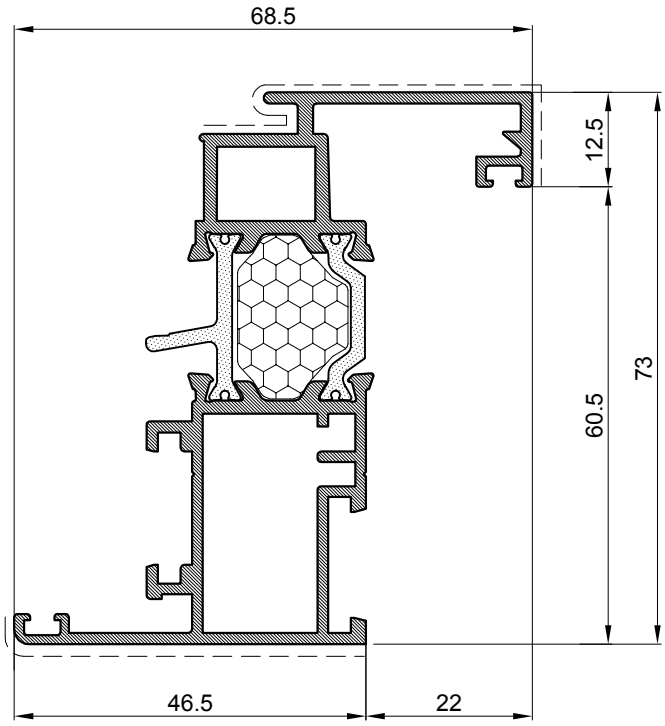

Profil krila		
Art.-Br.	**FT-0221F**	
Težina	kg/m	**1.502**
Opseg	mm	431
Moment inercije	Ix (cm4)	24.65
	Iy (cm4)	10.18
	Wx (cm3)	8.84
	Wy (cm3)	2.85
Dužina isporuke	mm	6500

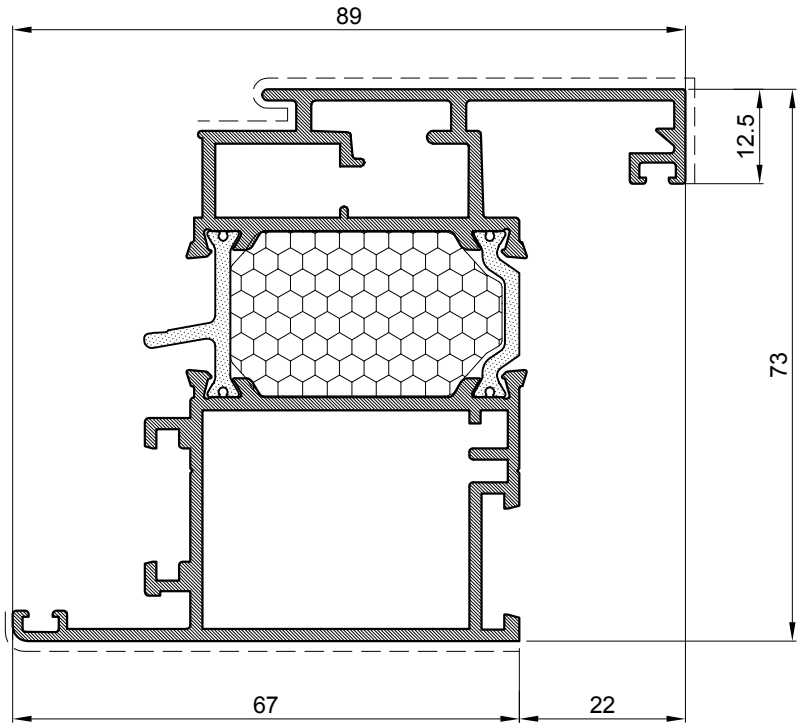

Profil krila		
Art.-Br.	**FT-0230F**	
Težina	kg/m	**1.999**
Opseg	mm	479
Moment inercije	Ix (cm4)	34.54
	Iy (cm4)	28.23
	Wx (cm3)	11.94
	Wy (cm3)	6.14
Dužina isporuke	mm	6500

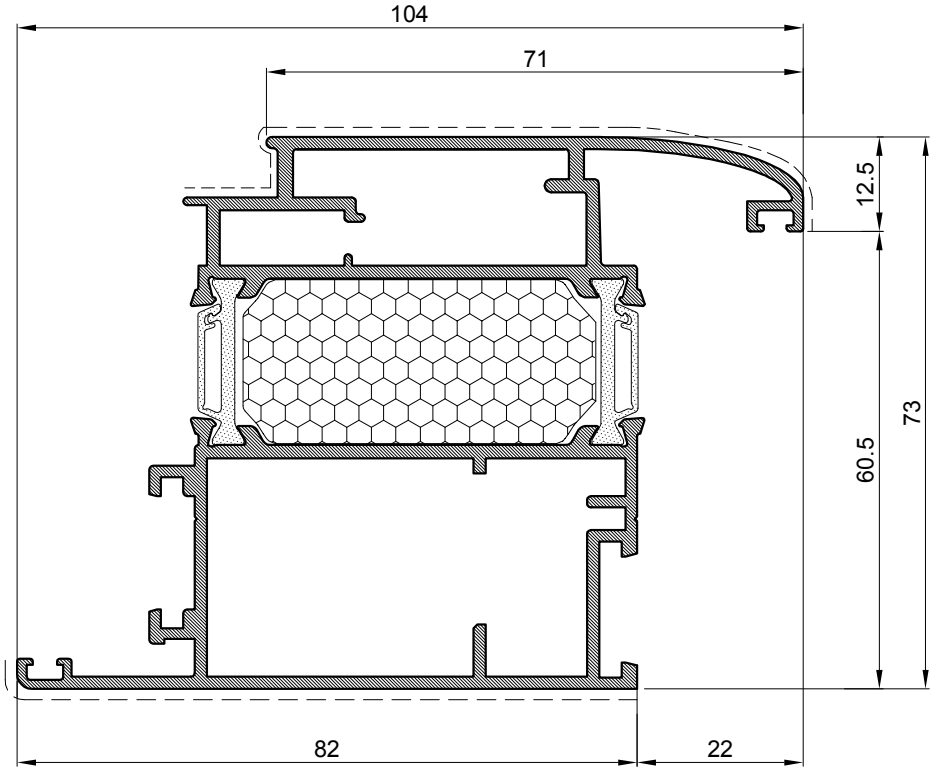

Profil krila		
Art.-Br.	**FT-0218F**	
Težina	kg/m	**2.305**
Opseg	mm	484
Moment inercije	Ix (cm4)	39.85
	Iy (cm4)	47.91
	Wx (cm3)	13.97
	Wy (cm3)	9.07
Dužina isporuke	mm	6500

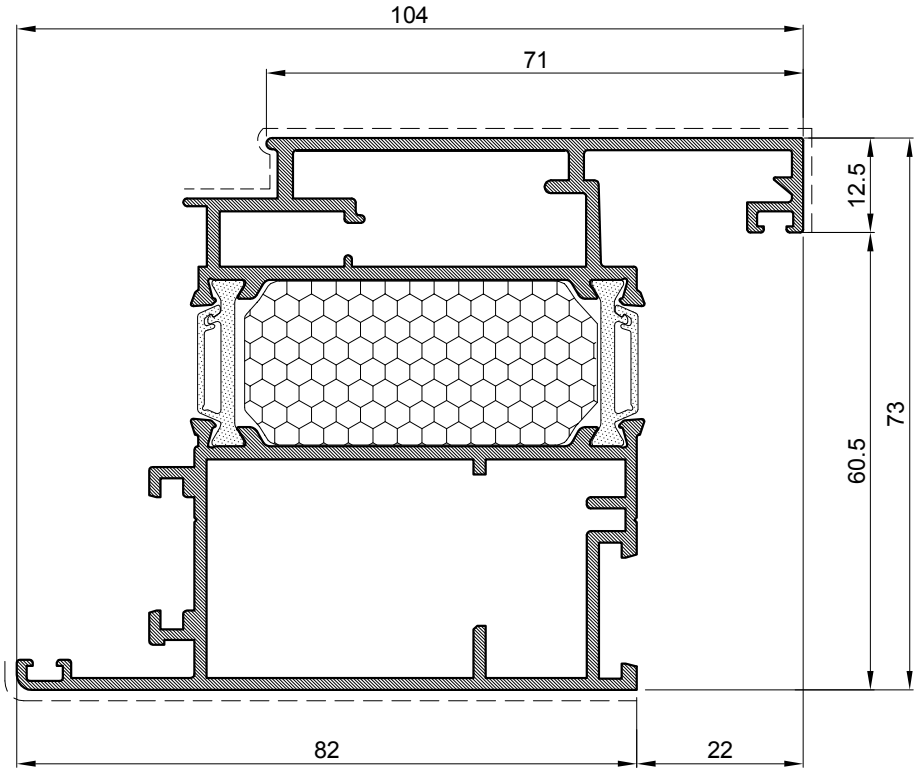

Profil krila		
Art.-Br.	**FT-0247F**	
Težina	kg/m	**2.334**
Opseg	mm	472
Moment inercije	Ix (cm4)	40.94
	Iy (cm4)	50.64
	Wx (cm3)	14.18
	Wy (cm3)	9.46
Dužina isporuke	mm	6500

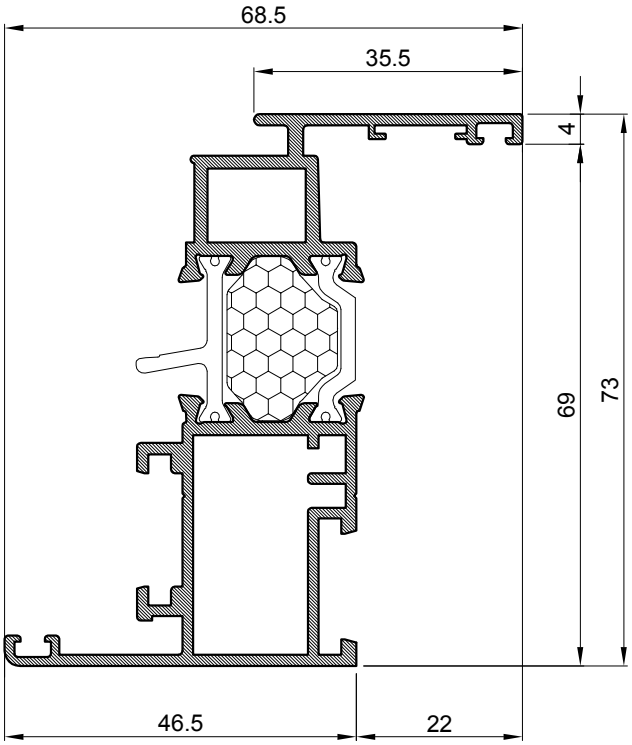

Profil krila		
Art.-Br.	**FT-0248F**	
Težina	kg/m	1.446
Opseg	mm	418
Moment inercije	Ix (cm4)	23.64
	Iy (cm4)	7.86
	Wx (cm3)	8.44
	Wy (cm3)	2.3
Dužina isporuke	mm	6500

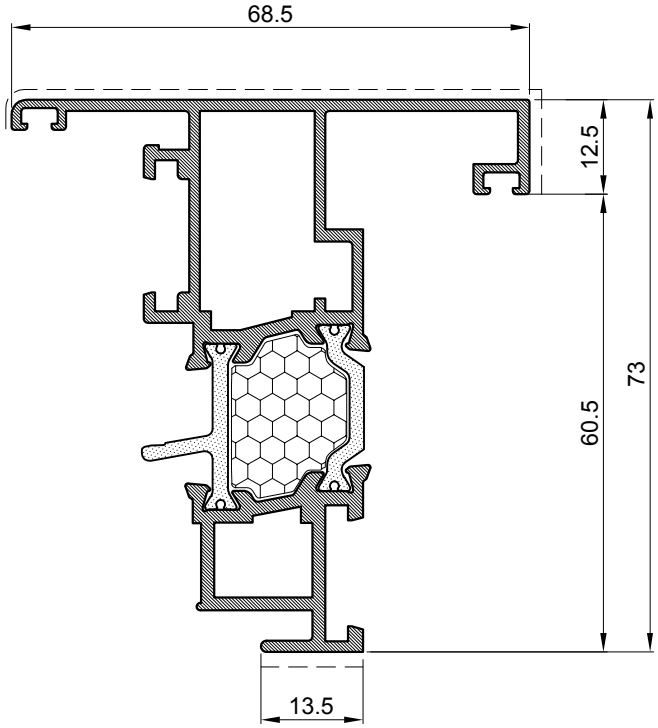

Profil krila-otvaranje vani		
Art.-Br.	**FT-0262F**	
Težina	kg/m	**1.49**
Opseg	mm	440
Moment inercije	Ix (cm4)	22.72
	Iy (cm4)	9.79
	Wx (cm3)	6.89
	Wy (cm3)	2.76
Dužina isporuke	mm	6500

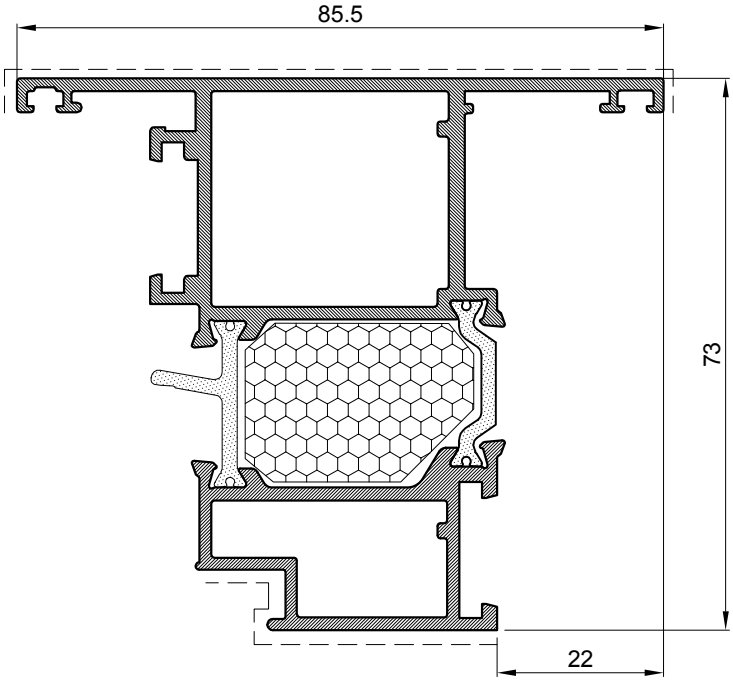

Profil krila-otvaranje vani		
Art.-Br.	**FT-0283F**	
Težina	kg/m	1.876
Opseg	mm	422
Moment inercije	Ix (cm4)	31.49
	Iy (cm4)	21.88
	Wx (cm4)	9.88
	Wy (cm4)	5.09
Dužina isporuke	mm	6500

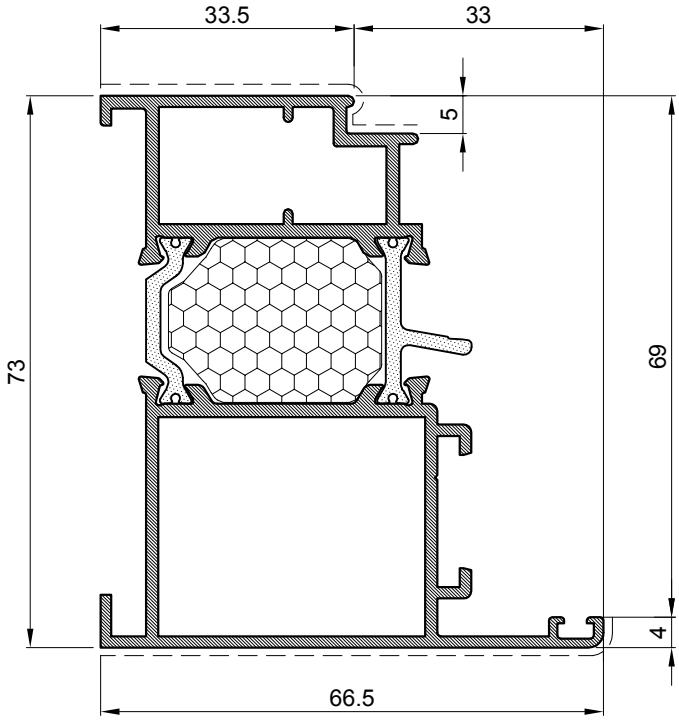

Profil rama-otvaranje vani		
Art.-Br.	**FT-0202F**	
Težina	kg/m	**1.631**
Opseg	mm	373.0
Moment inercije	Ix (cm4)	26.71
	Iy (cm4)	14.88
	Wx (cm3)	9.11
	Wy (cm3)	3.7
Dužina isporuke	mm	6500

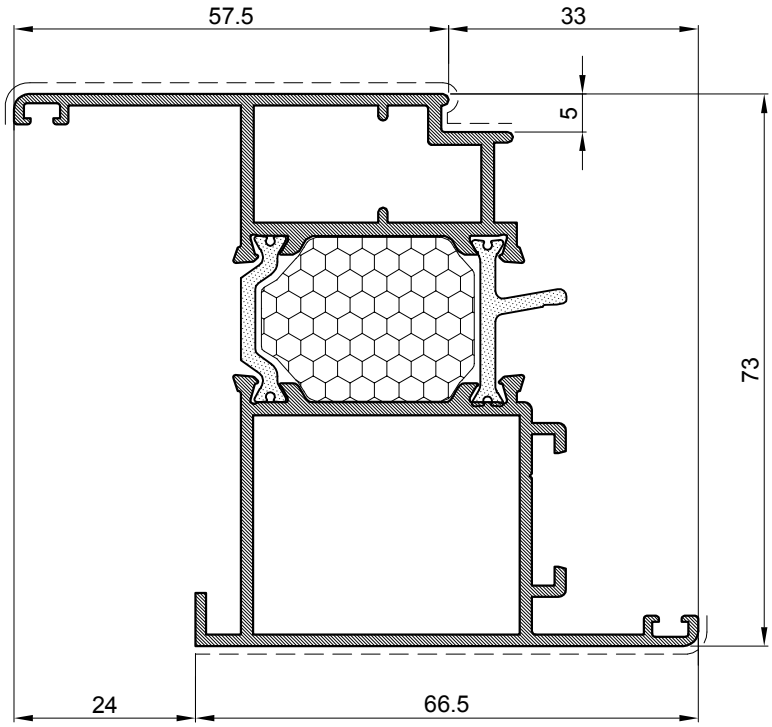

Profil rama-otvaranje vani		
Art.-Br.	**FT-0215F**	
Težina	kg/m	**1.727**
Opseg	mm	430.0
Moment inercije	Ix (cm4)	30.2
	Iy (cm4)	20.77
	Wx (cm3)	10.85
	Wy (cm3)	4.36
Dužina isporuke	mm	6500

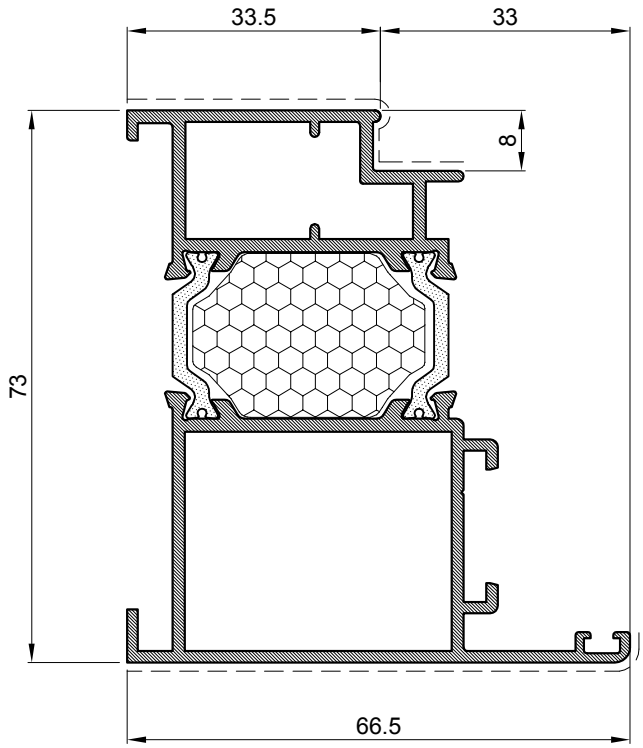

Profil rama vrata-otvaranje vani		
Art.-Br.	**FT-0220F**	
Težina	kg/m	**1.629**
Opseg	mm	354
Moment inercije	Ix (cm4)	26.73
	Iy (cm4)	14.92
	Wx (cm3)	9.14
	Wy (cm3)	3.72
Dužina isporuke	mm	6500

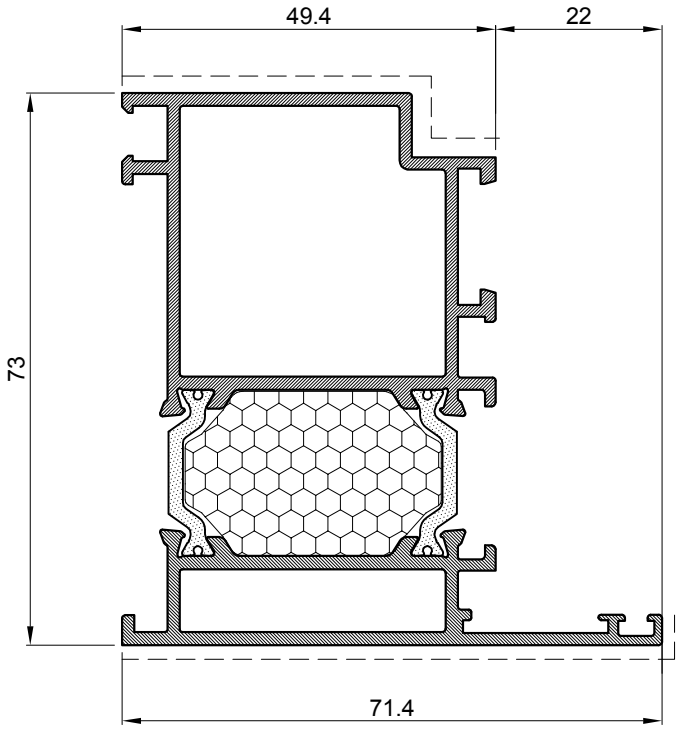

Profil rama-otvaranje vani		
Art.-Br.	**FT-0278F**	
Težina	kg/m	1.736
Opseg	mm	387
Moment inercije	Ix (cm4)	30.15
	Iy (cm4)	18.79
	Wx (cm4)	9.47
	Wy (cm4)	4.35
Dužina isporuke	mm	6500

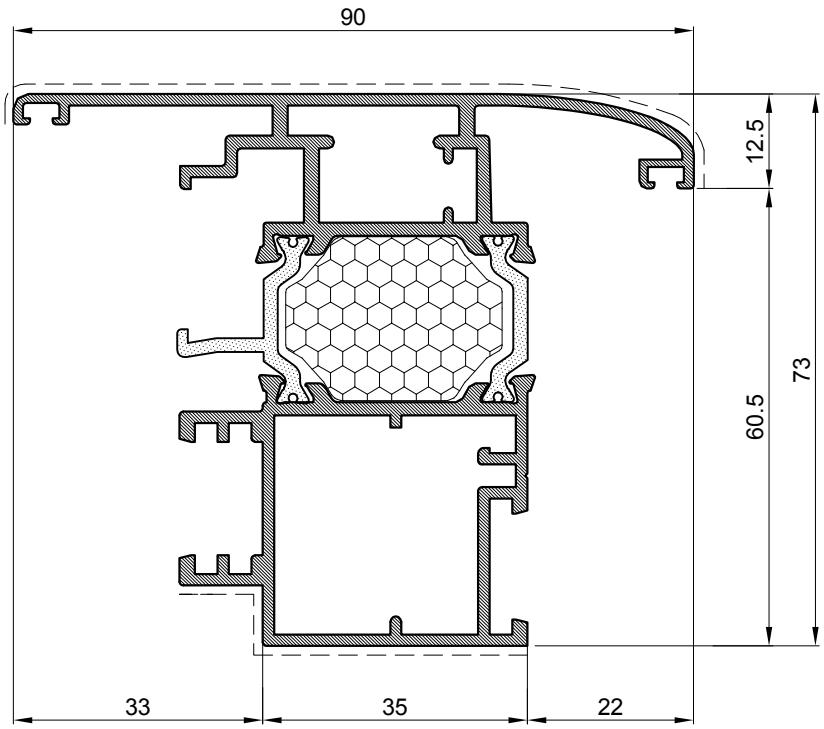

Profil krila-otvaranje vani		
Art.-Br.	**FT-0210F**	
Težina	kg/m	**1.995**
Opseg	mm	530
Moment inercije	Ix (cm4)	31.21
	Iy (cm4)	23.31
	Wx (cm3)	9.66
	Wy (cm3)	4.93
Dužina isporuke	mm	6500

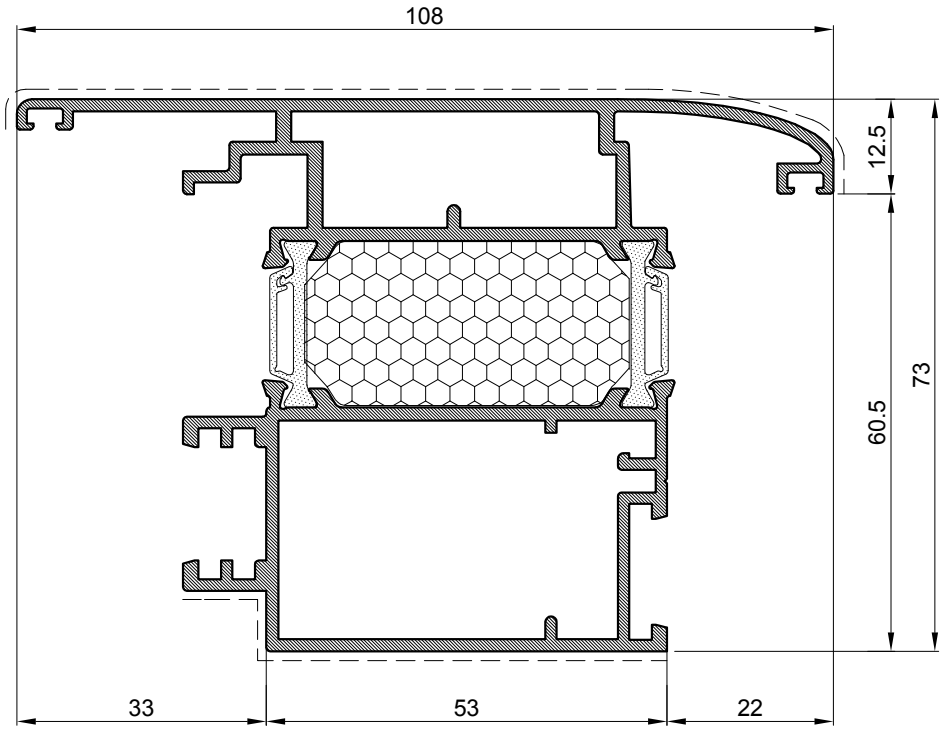

Profil krila-otvaranje vani		
Art.-Br.	**FT-0219F**	
Težina	kg/m	**2.34**
Opseg	mm	547
Moment inercije	Ix (cm4)	38.49
	Iy (cm4)	49.45
	Wx (cm3)	12.06
	Wy (cm3)	8.82
Dužina isporuke	mm	6500

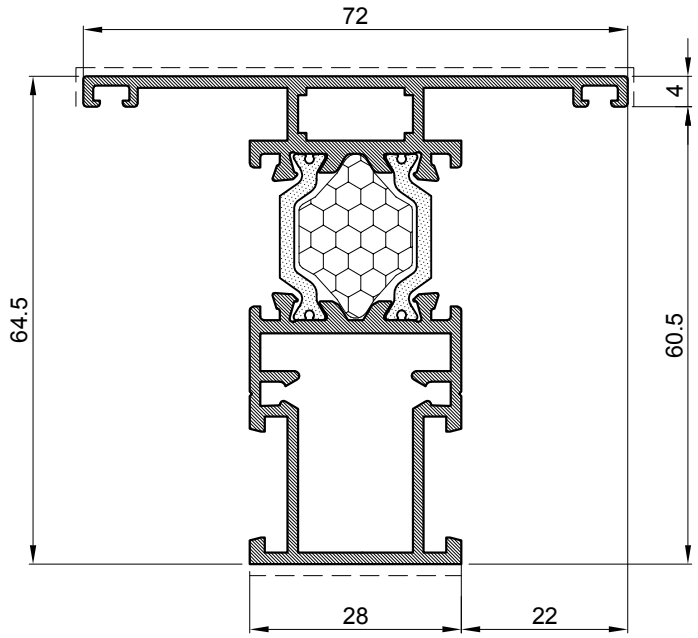

Profil prečke		
Art.-Br.	**FT-0205F**	
Težina	kg/m	**1.452**
Opseg	mm	379.0
Moment inercije	Ix (cm4)	17.78
	Iy (cm4)	8.91
	Wx (cm3)	6.14
	Wy (cm3)	2.47
Dužina isporuke	mm	6500

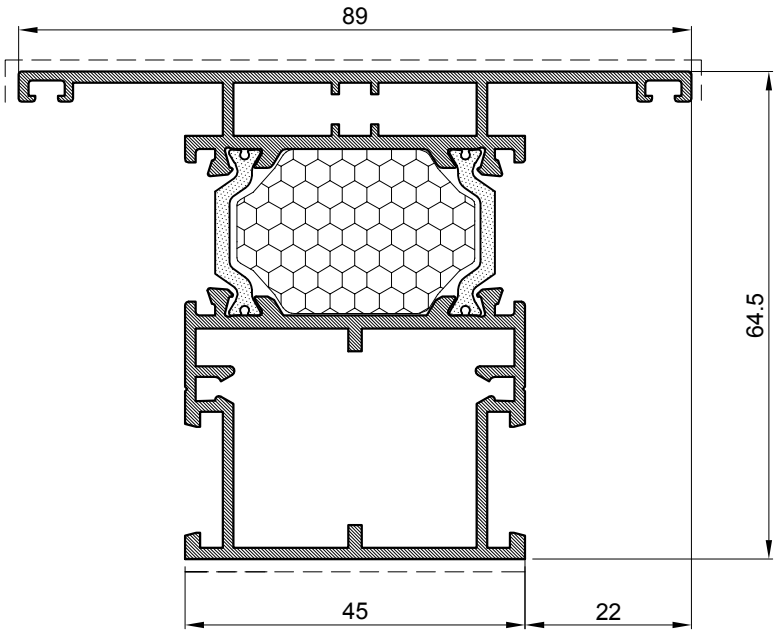

Profil prečke		
Art.-Br.	**FT-0206F**	
Težina	kg/m	**1.789**
Opseg	mm	410.0
Moment inercije	Ix (cm4)	23.17
	Iy (cm4)	21.51
	Wx (cm3)	8.05
	Wy (cm3)	4.83
Dužina isporuke	mm	6500

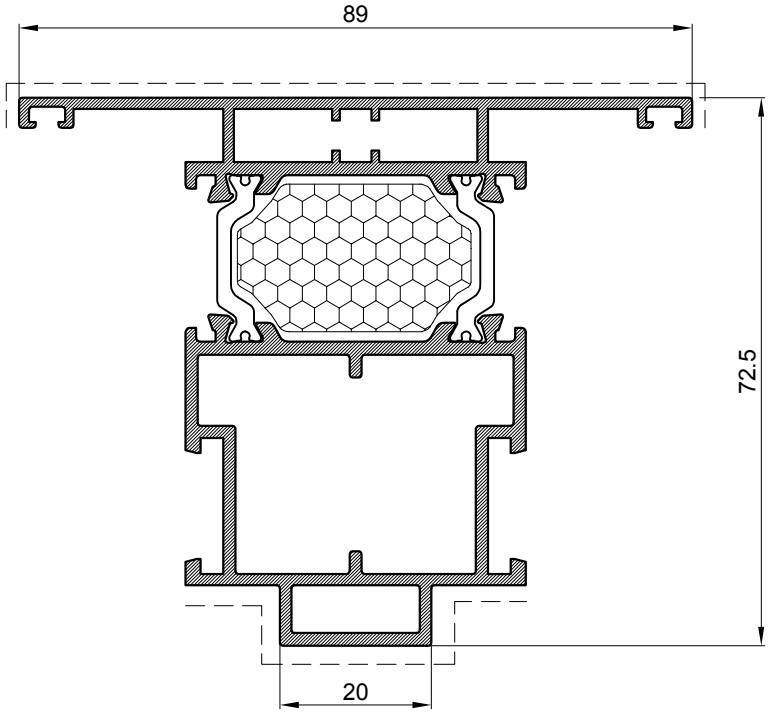

Profil prečke		
Art.-Br.	**FT-0276F**	
Težina	kg/m	1.876
Opseg	mm	454
Moment inercije	Ix (cm4)	30.71
	Iy (cm4)	21.67
	Wx (cm4)	9.5
	Wy (cm4)	4.87
Dužina isporuke	mm	6500

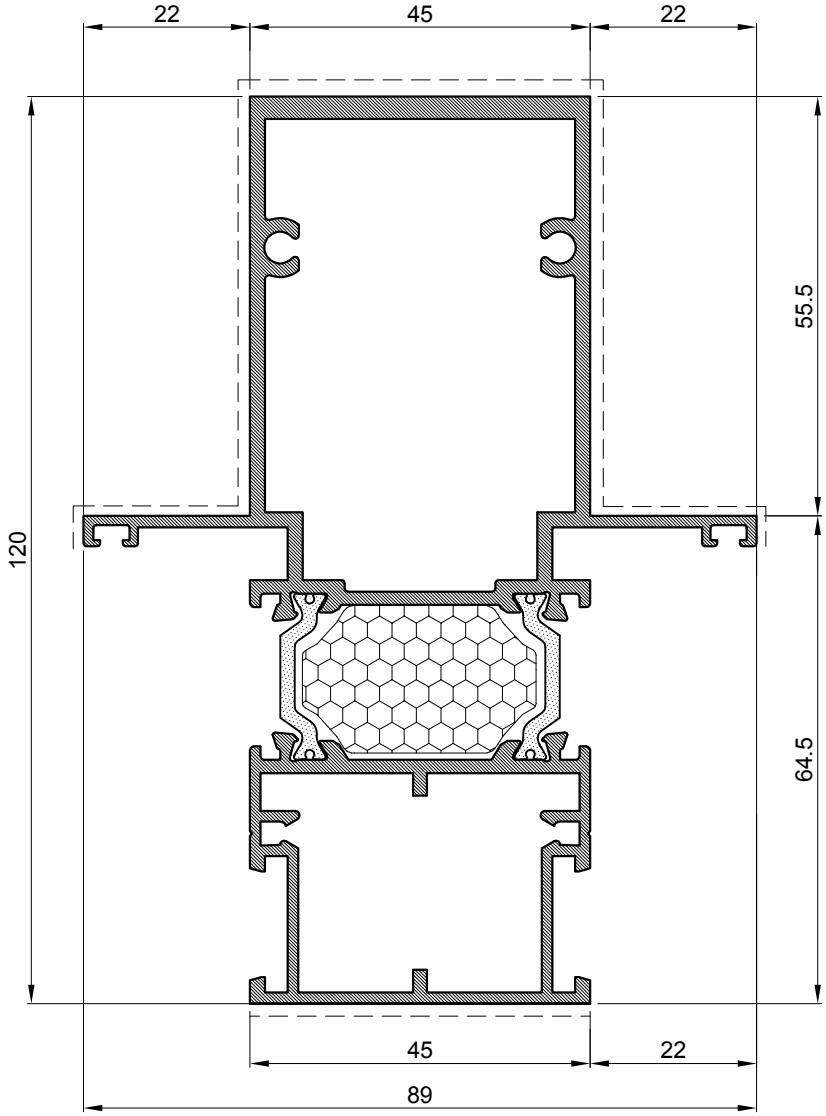

Profil ojačane prečke		
Art.-Br.	**FT-0209F**	
Težina	kg/m	**2.711**
Opseg	mm	520
Moment inercije	Ix (cm4)	108
	Iy (cm4)	34.73
	Wx (cm3)	21.62
	Wy (cm3)	7.8
Dužina isporuke	mm	6500

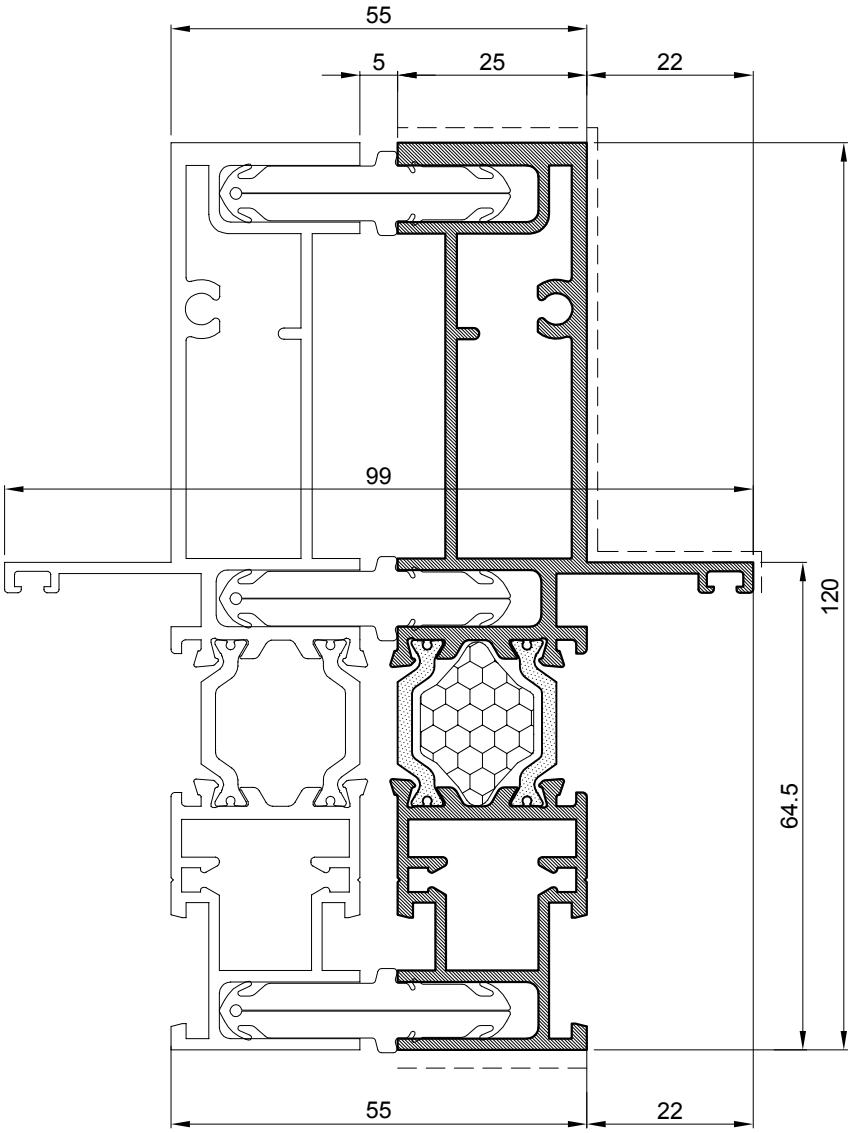

Vezni profil-ojačan		
Art.-Br.	**FT-0226F**	
Težina	kg/m	**2.027**
Opseg	mm	516
Moment inercije	Ix (cm4)	80.44
	Iy (cm4)	6.66
	Wx (cm3)	16.34
	Wy (cm3)	2.1
Dužina isporuke	mm	6500

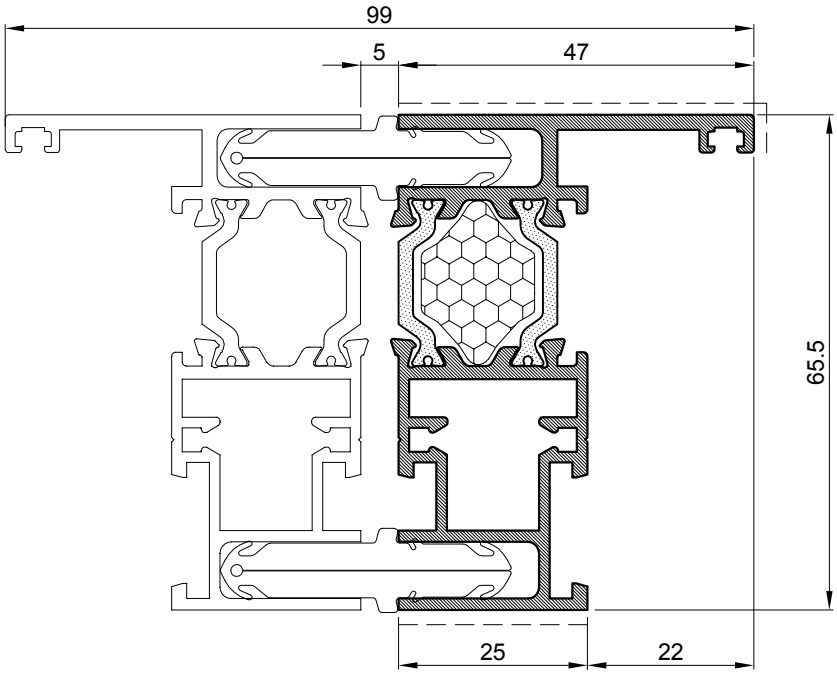

Vezni profil		
Art.-Br.	**FT-0227F**	
Težina	kg/m	**1.311**
Opseg	mm	386
Moment inercije	Ix (cm4)	16.5
	Iy (cm4)	5.42
	Wx (cm3)	6
	Wy (cm3)	1.73
Dužina isporuke	mm	6500

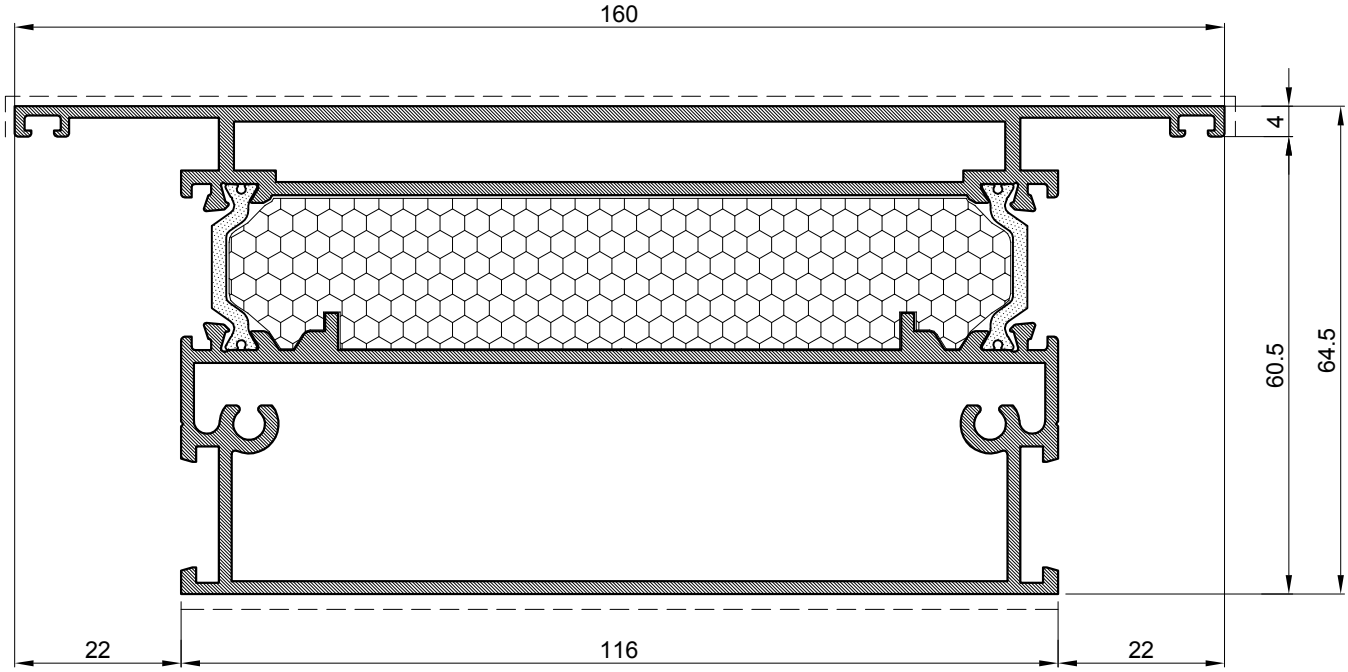

Profil prečke		
Art.-Br.	**FT-0207F**	
Težina	kg/m	**3.437**
Opseg	mm	603.0
Moment inercije	Ix (cm4)	48.28
	Iy (cm4)	209.94
	Wx (cm3)	16.84
	Wy (cm3)	26.24
Dužina isporuke	mm	6500

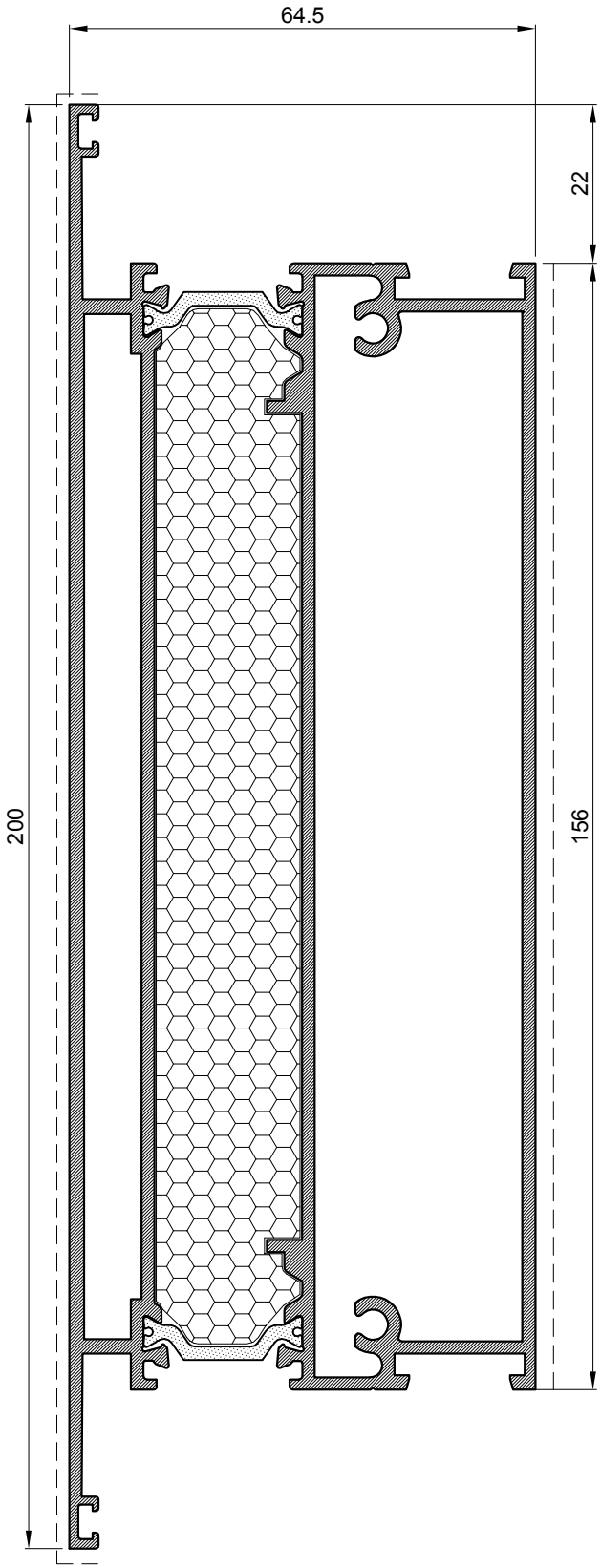

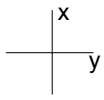

Profili prečke		
Art.-Br.	**FT-0243F**	
Težina	kg/m	**4.239**
Opseg	mm	653
Moment inercije	Ix (cm4)	62.88
	Iy (cm4)	450.13
	Wx (cm3)	21.93
	Wy (cm3)	45.01
Dužina isporuke	mm	6500

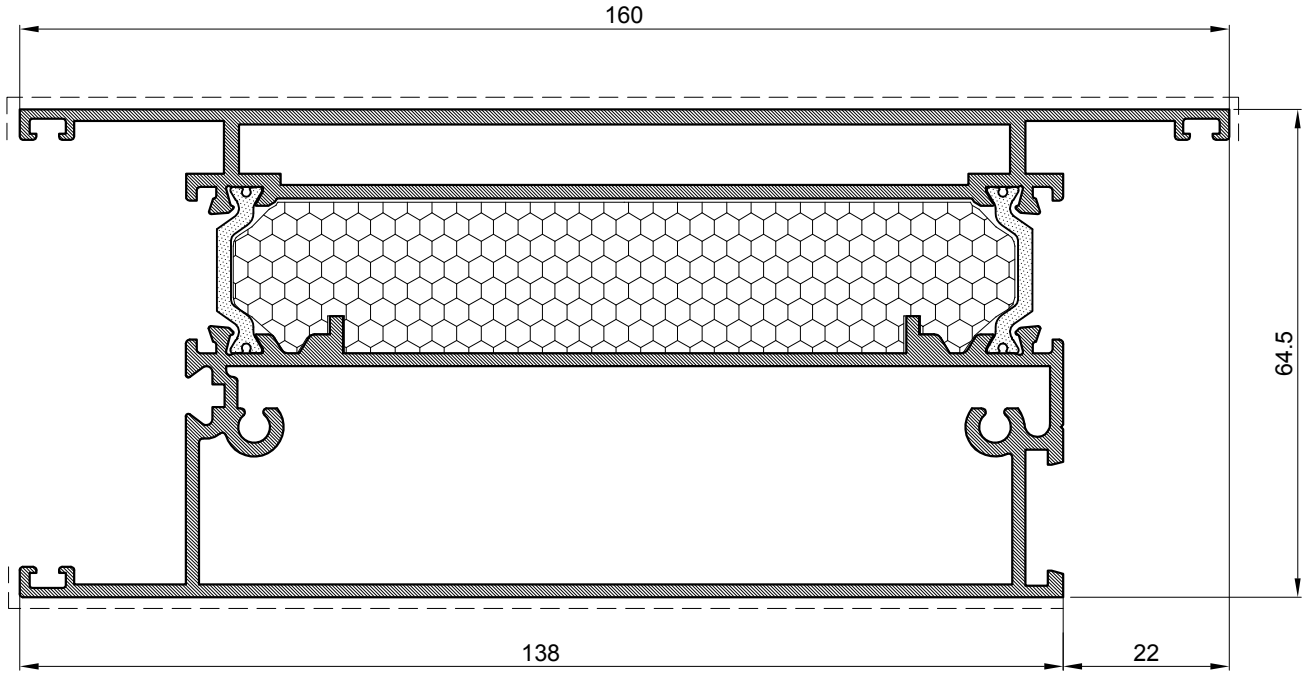

Profil parapetne prečke		
Art.-Br.	**FT-0208F**	
Težina	kg/m	**3.497**
Opseg	mm	626.0
Moment inercije	Ix (cm4)	52.07
	Iy (cm4)	230.02
	Wx (cm3)	18.7
	Wy (cm3)	27.94
Dužina isporuke	mm	6500

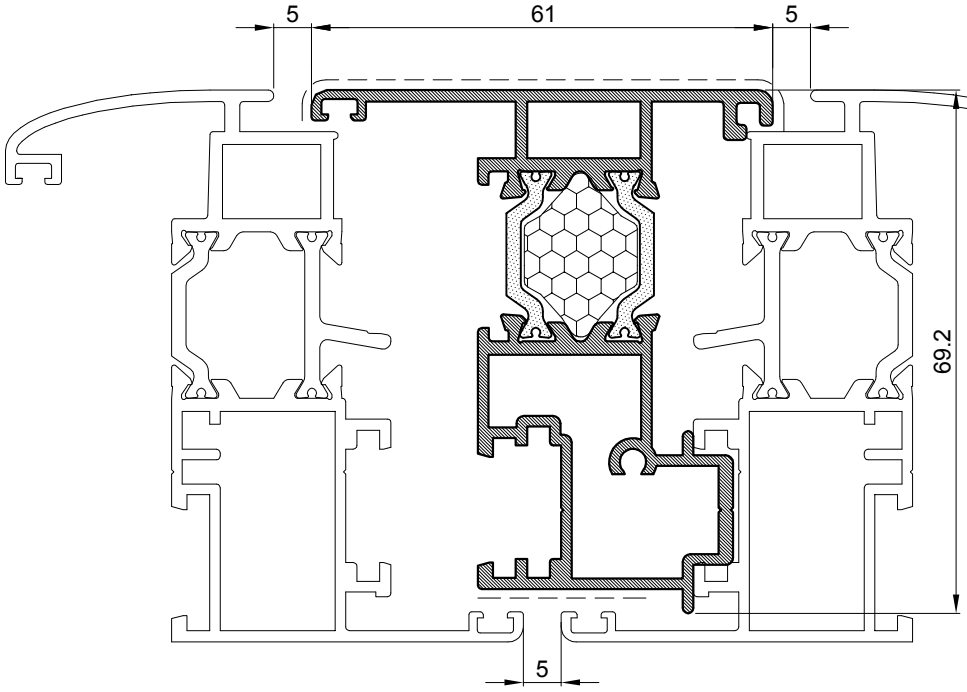

Profil kombatute		
Art.-Br.	**FT-0211F**	
Težina	kg/m	**1.478**
Opseg	mm	375
Moment inercije	Ix (cm4)	20.07
	Iy (cm4)	7.81
	Wx (cm3)	6.83
	Wy (cm3)	2.17
Dužina isporuke	mm	6500

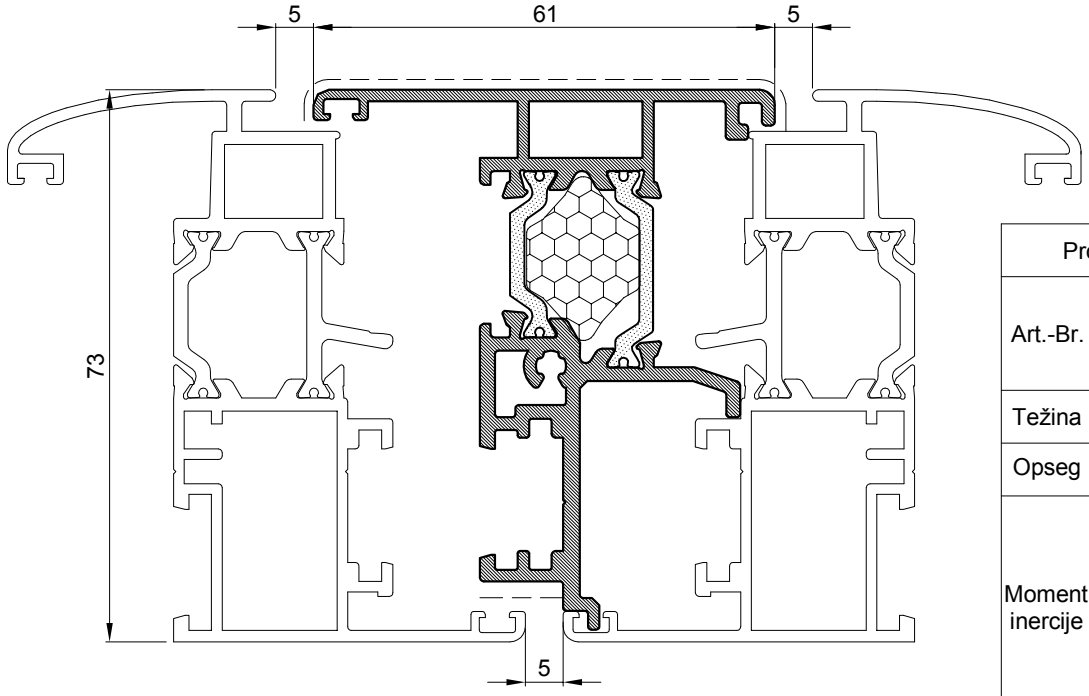

Profil kombatute		
Art.-Br.	**FT-0286F**	
Težina	kg/m	1.417
Opseg	mm	384
Moment inercije	Ix (cm4)	17.13
	Iy (cm4)	6.51
	Wx (cm4)	5.22
	Wy (cm4)	1.94
Dužina isporuke	mm	6500

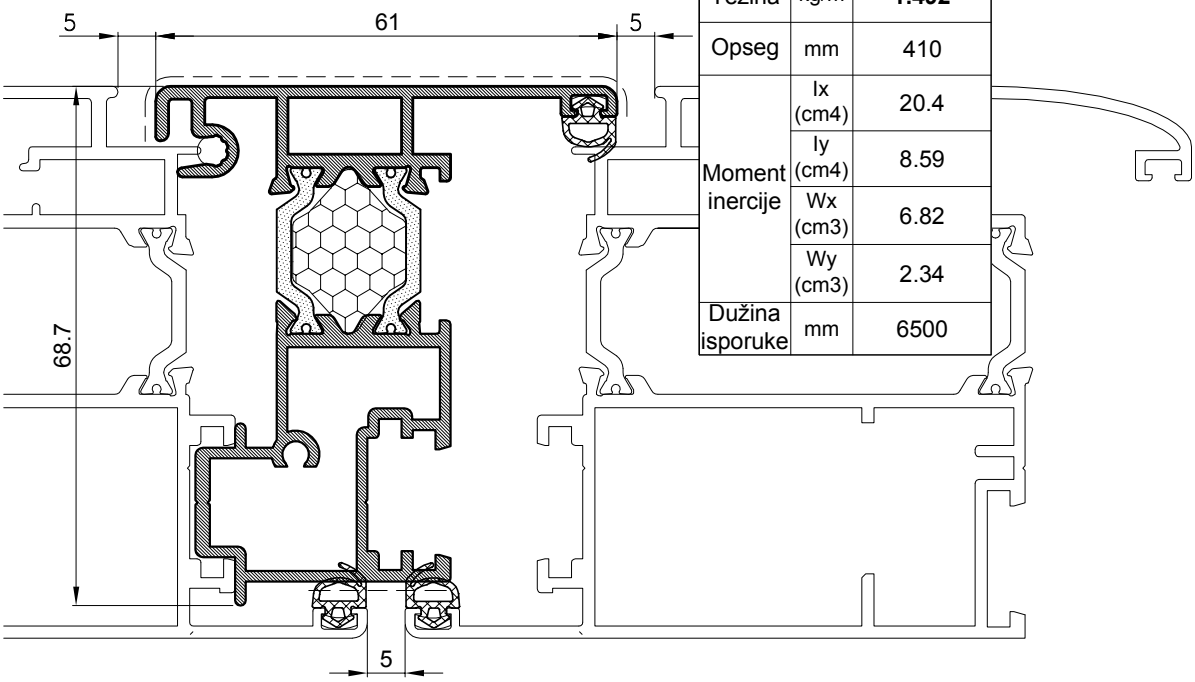

Profil kombatute		
Art.-Br.	**FT-0211/AF**	
Težina	kg/m	**1.492**
Opseg	mm	410
Moment inercije	Ix (cm4)	20.4
	Iy (cm4)	8.59
	Wx (cm3)	6.82
	Wy (cm3)	2.34
Dužina isporuke	mm	6500

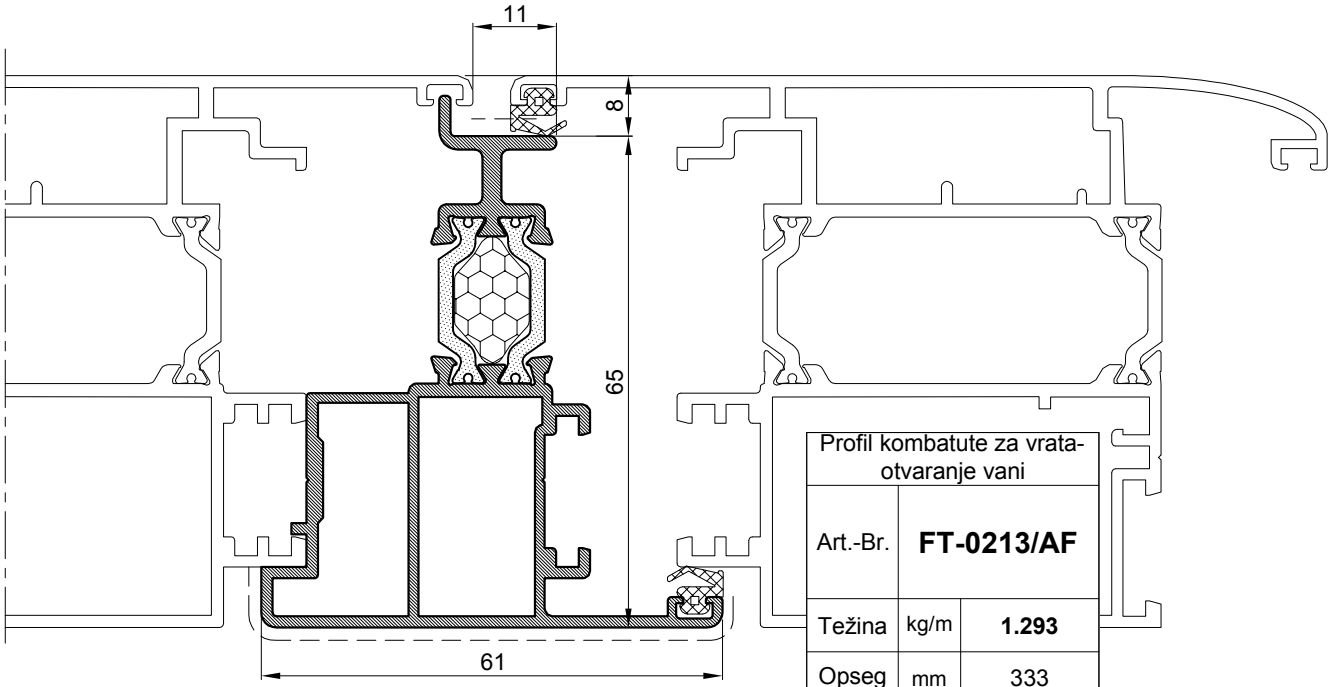

Profil kombatute za vrata-otvaranje vani		
Art.-Br.	**FT-0213/AF**	
Težina	kg/m	**1.293**
Opseg	mm	333
Moment inercije	Ix (cm4)	15.6
	Iy (cm4)	8.21
	Wx (cm3)	4.39
	Wy (cm3)	2.4
Dužina isporuke	mm	6500

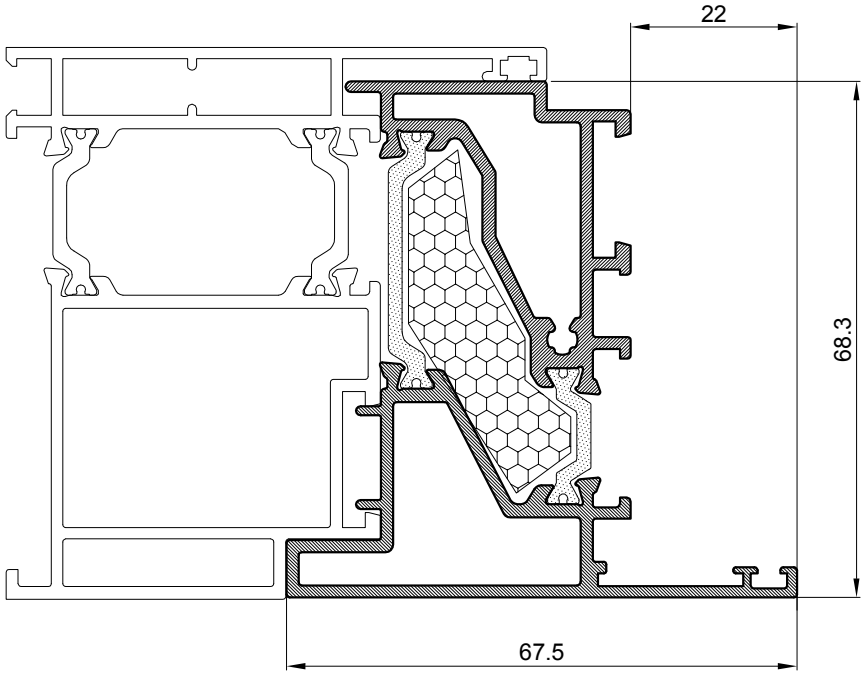

Profil kombatute		
Art.-Br.	**FT-0280F**	
Težina	kg/m	1.683
Opseg	mm	352
Moment inercije	Ix (cm4)	24.31
	Iy (cm4)	11.41
	Wx (cm4)	8.15
	Wy (cm4)	2.98
Dužina isporuke	mm	6500

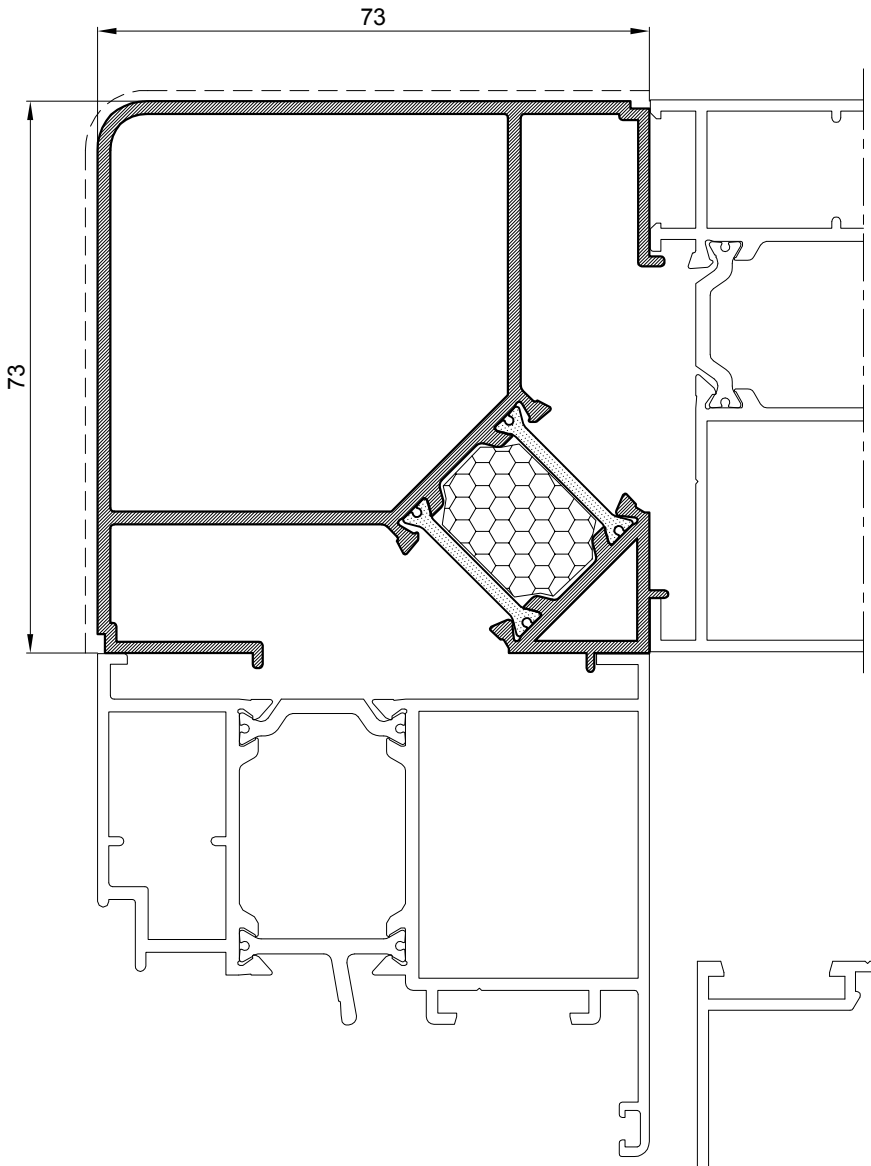

Profil kuta 90° za profil rama 73 mm		
Art.-Br.	**FT-0235F**	
Težina	kg/m	**1.796**
Opseg	mm	448
Moment inercije	Ix (cm4)	39.33
	Iy (cm4)	42.91
	Wx (cm3)	11.34
	Wy (cm3)	11.34
Dužina isporuke	mm	6500

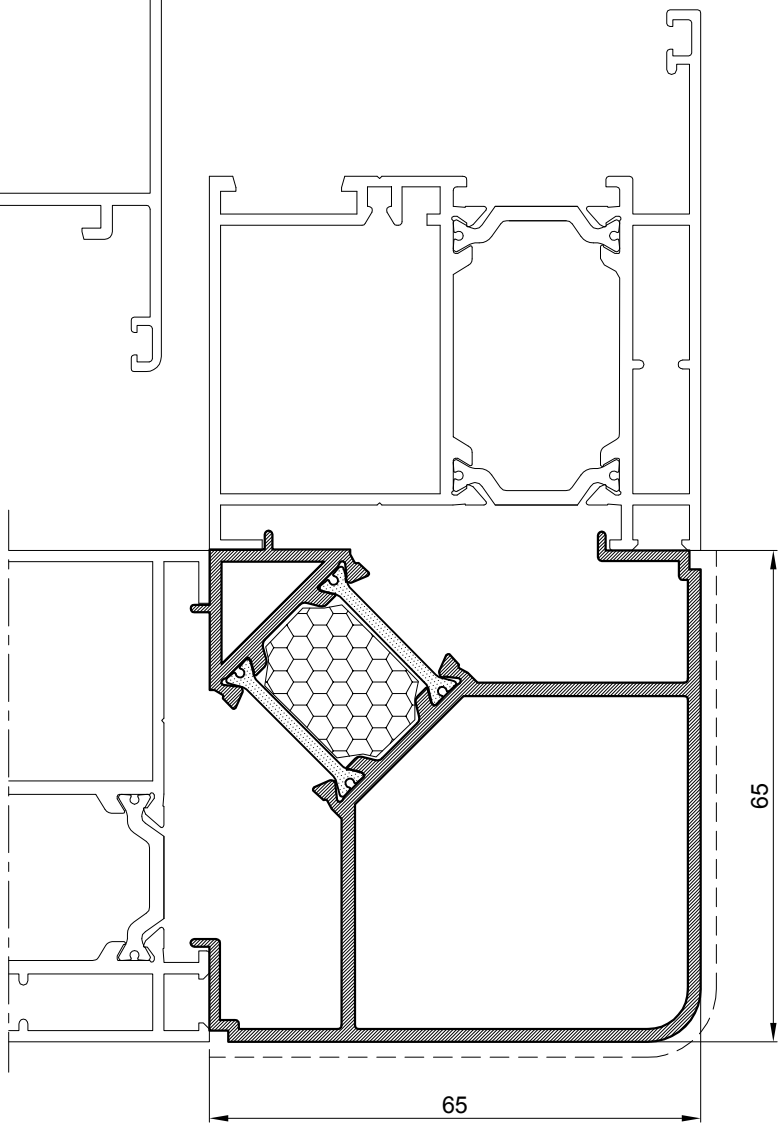

Profil kuta 90° za profil rama 65 mm		
Art.-Br.	**FT-0222F**	
Težina	kg/m	**1.586**
Opseg	mm	390
Moment inercije	Ix (cm4)	25.78
	Iy (cm4)	28.54
	Wx (cm3)	8.31
	Wy (cm3)	8.31
Dužina isporuke	mm	6500

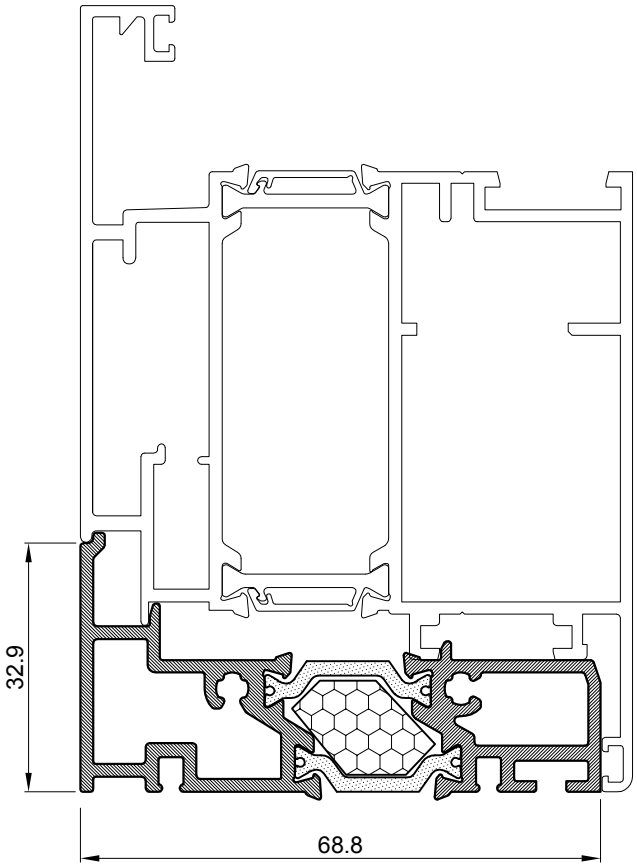

Profil parapeta		
Art.-Br.	**FT-0288F**	
Težina	kg/m	1.255
Opseg	mm	265
Moment inercije	Ix (cm4)	2.48
	Iy (cm4)	16.26
	Wx (cm4)	1.05
	Wy (cm4)	4.38
Dužina isporuke	mm	6500

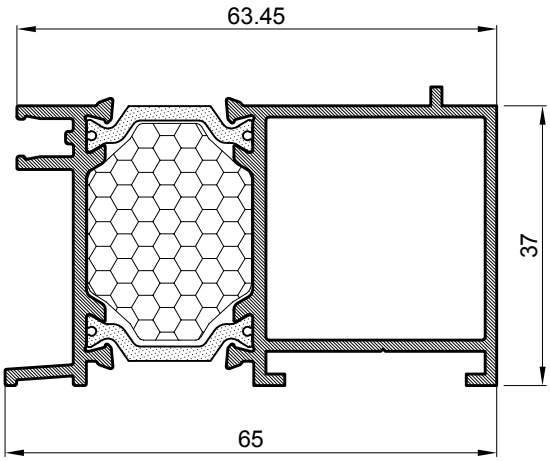

Profil za ugradnju		
Art.-Br.	**FT-0289F**	
Težina	kg/m	1.149
Opseg	mm	271
Momenti inercije	Ix (cm4)	6.57
	Iy (cm4)	16.6
	Wx (cm3)	3.28
	Wy (cm3)	4.97
Dužina isporuke	mm	6500

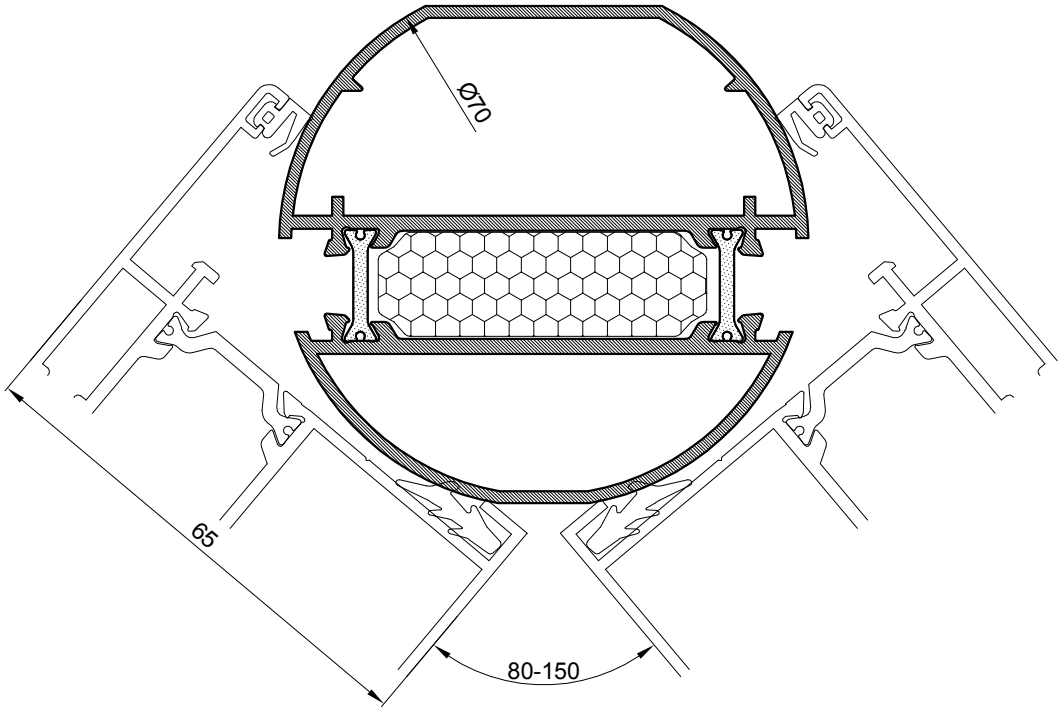

Profil za promjenjivi kut		
Art.-Br.	**FT-0217F**	
Težina	kg/m	**1.780**
Opseg	mm	269
Moment inercije	Ix (cm4)	16.92
	Iy (cm4)	27.48
	Wx (cm3)	6.4
	Wy (cm3)	7.85
Dužina isporuke	mm	6500

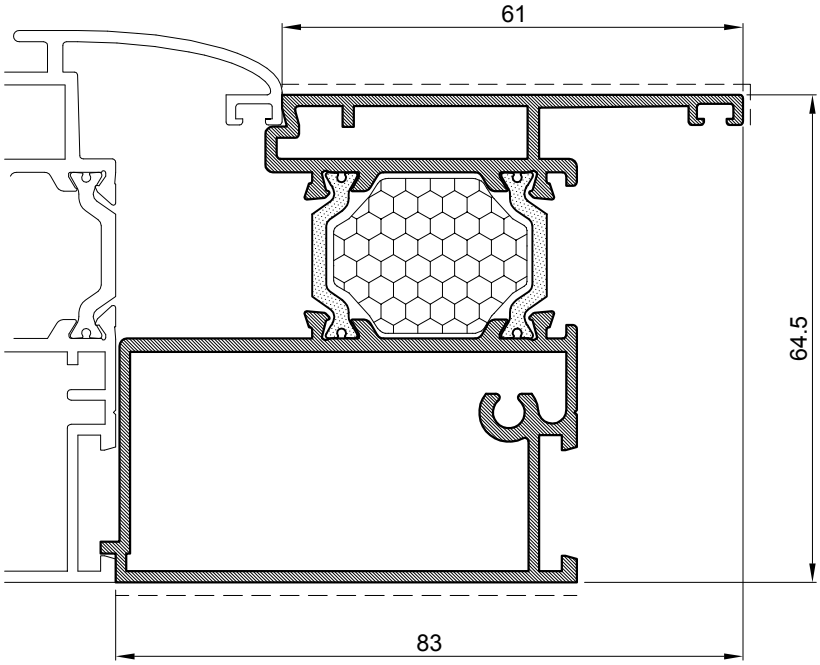

Parapetni profil		
Art.-Br.	**FT-0228F**	
Težina	kg/m	**1.707**
Opseg	mm	371
Moment inercije	Ix (cm4)	22.75
	Iy (cm4)	24.74
	Wx (cm3)	8.62
	Wy (cm3)	5.58
Dužina isporuke	mm	6500

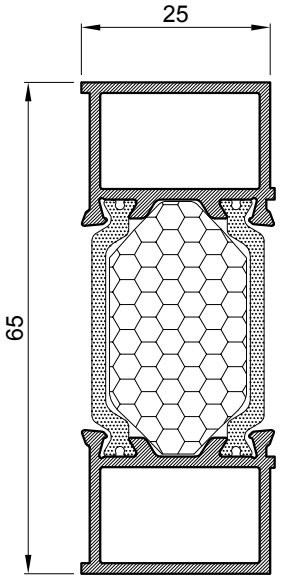

Profil za proširenje rama		
Art.-Br.	**FT-0266F**	
Težina	kg/m	**0.907**
Opseg	mm	196
Moment inercije	Ix (cm4)	10.08
	Iy (cm4)	2.02
	Wx (cm3)	4.59
	Wy (cm3)	1.56
Dužina isporuke	mm	6500

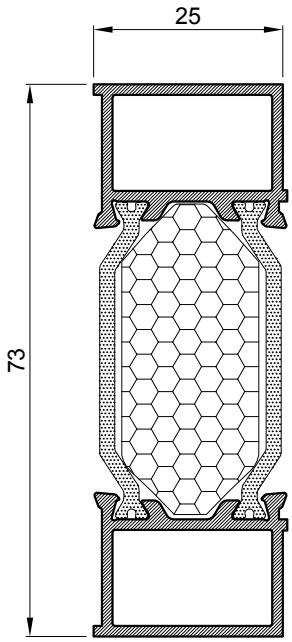

Profil za proširenje rama		
Art.-Br.	**FT-0267F**	
Težina	kg/m	**0.946**
Opseg	mm	212
Moment inercije	Ix (cm4)	14.46
	Iy (cm4)	2.02
	Wx (cm3)	5.52
	Wy (cm3)	1.56
Dužina isporuke	mm	6500

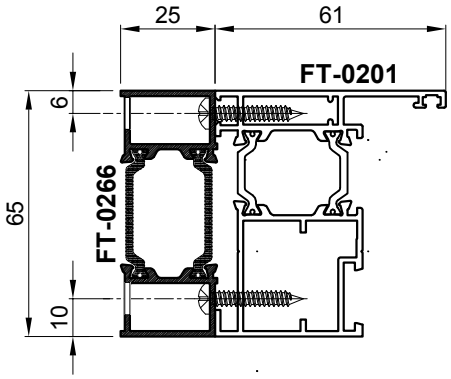

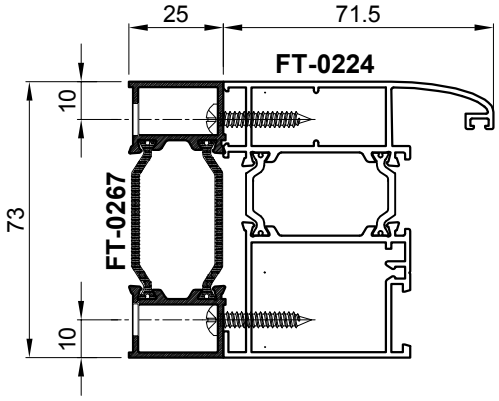

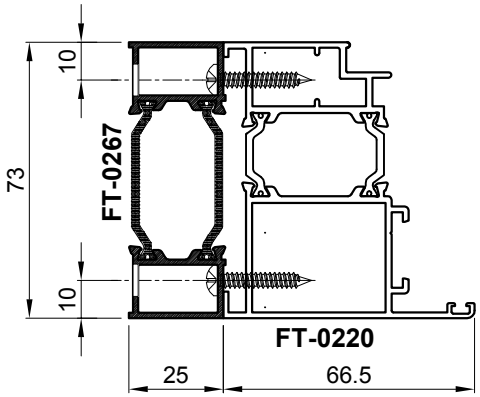

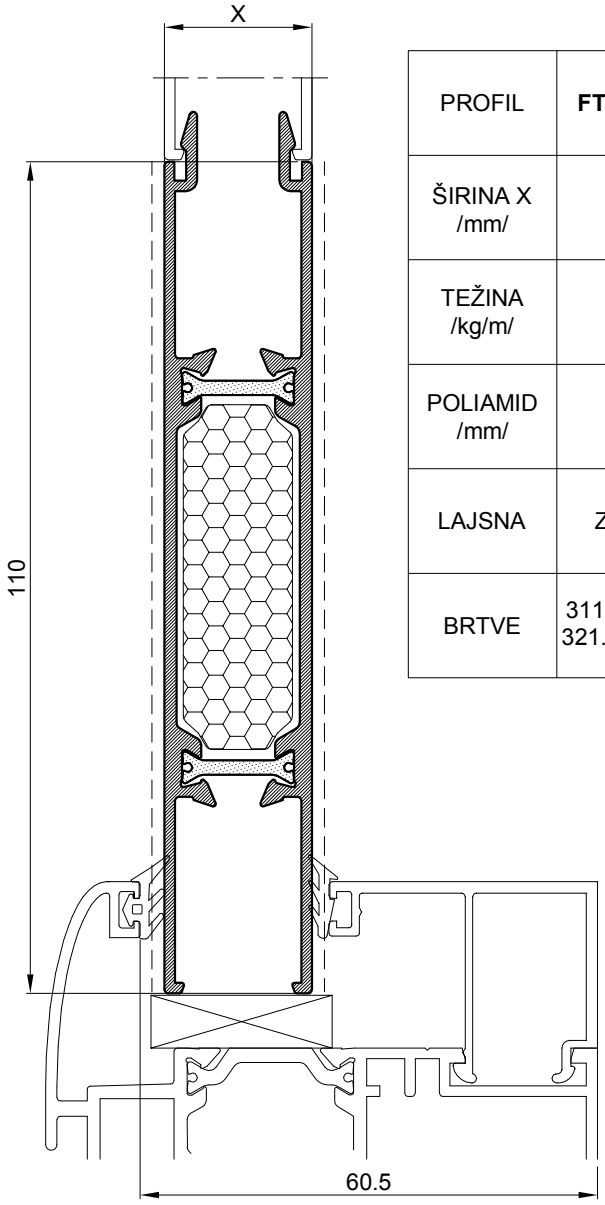

PROFIL ISPUNE U OVISNOSTI O ŠIRINI POLIAMIDA

PROFIL	**FT-0142/39**	**FT-0142/35**	**FT-0142/33**	**FT-0142/27**	**FT-0142**
ŠIRINA X /mm/	38.7	34,7	32,7	26,7	19.5
TEŽINA /kg/m/	1.437	1.411	1.401	1,372	1.327
POLIAMID /mm/	34	30	28	22	14.8
LAJSNA	Z40-636	M45-709	Z40-644	Z40-658	Z40.659
BRTVE	311.008(UP6) 321.003(Z113)	311.007(UP5) 321.003(Z113)	311.001(921) 321.003(Z113)	311.002(918) 321.003(Z113)	311.001(921) 321.002(Z111)

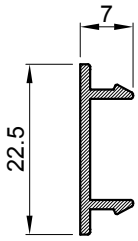

Profil maska		
Art.-Br.	**F-0826F**	
Težina	kg/m	0.117
Opseg	mm	70
Dužina isporuke	mm	6500

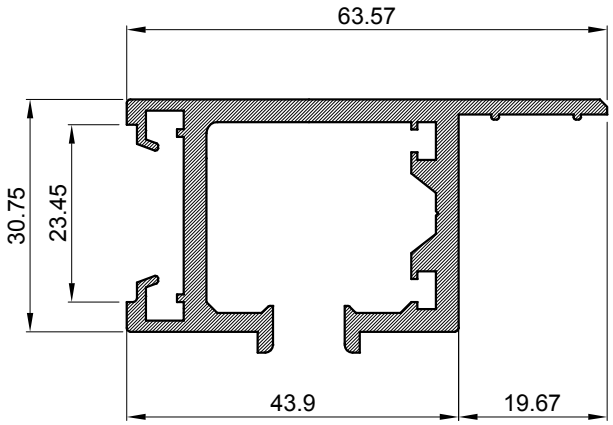

Profil vodilica		
Art.-Br.	**F-0719**	
Težina	kg/m	1.23
Opseg	mm	360
Dužina isporuke	mm	6500

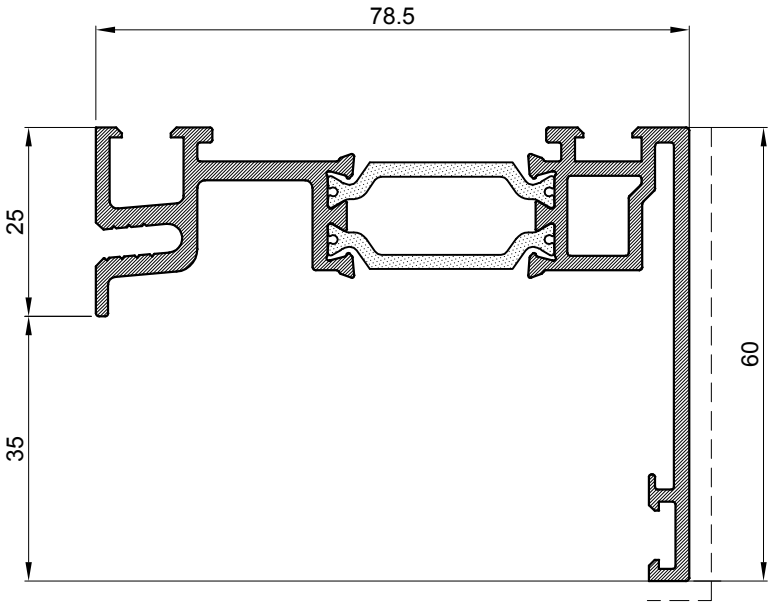

Profil za ugradnju		
Art.-Br.	**FT-0242**	
Težina	kg/m	**1.498**
Opseg	mm	444
Dužine isporuke	mm	6500

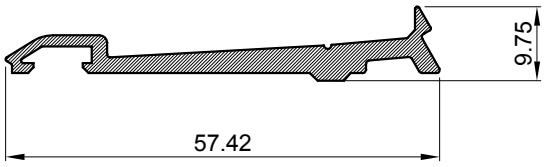

Profil za ugradnju		
Art.-Br.	**F-0190**	
Težina	kg/m	**0.461**
Opseg	mm	145
Dužine isporuke	mm	6500

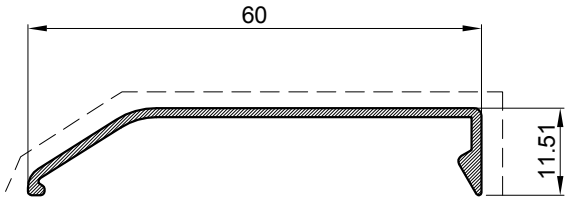

Profil za ugradnju		
Art.-Br.	**FM-072**	
Težina	kg/m	**0.258**
Opseg	mm	152
Dužine isporuke	mm	6500

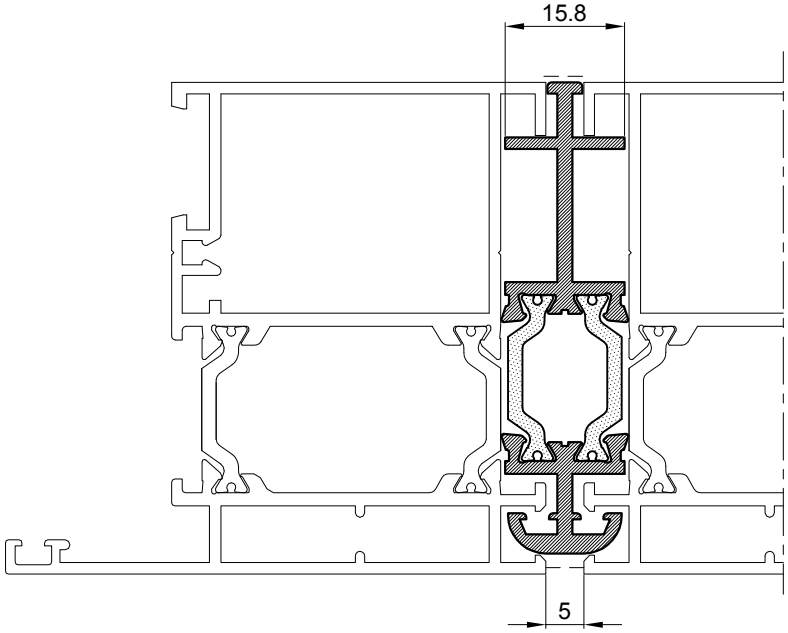

Vezni profil		
Art.-Br.	**FT-0216**	
Težina	kg/m	**0.830**
Opseg	mm	248
Moment inercije	Ix (cm4)	6.96
	Iy (cm4)	0.39
	Wx (cm3)	2.69
	Wy (cm3)	0.45
Dužina isporuke	mm	6500

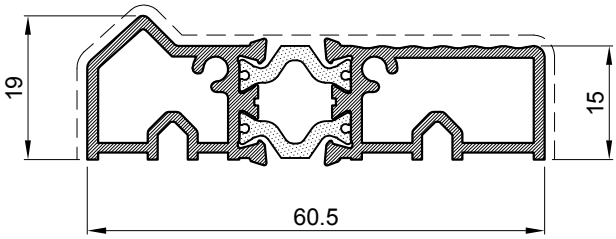

Profil praga		
Art.-Br.	**FT-0223**	
Težina	kg/m	**0.832**
Opseg	mm	175
Dužina isporuke	mm	6500

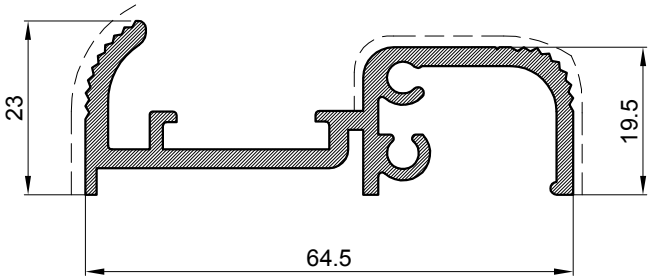

Profil praga		
Art.-Br.	**T1-812**	
Težina	kg/m	**0.916**
Opseg	mm	300
Dužina isporuke	mm	6500

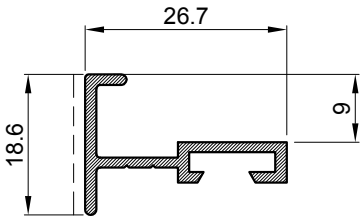

Profil praga		
Art.-Br.	**F-0758**	
Težina	kg/m	**0.228**
Opseg	mm	123
Dužina isporuke	mm	6500

Okapnica		
Art.-Br.	**Z40-657**	
Težina	kg/m	**0.186**
Opseg	mm	23
Dužina isporuke	mm	6500

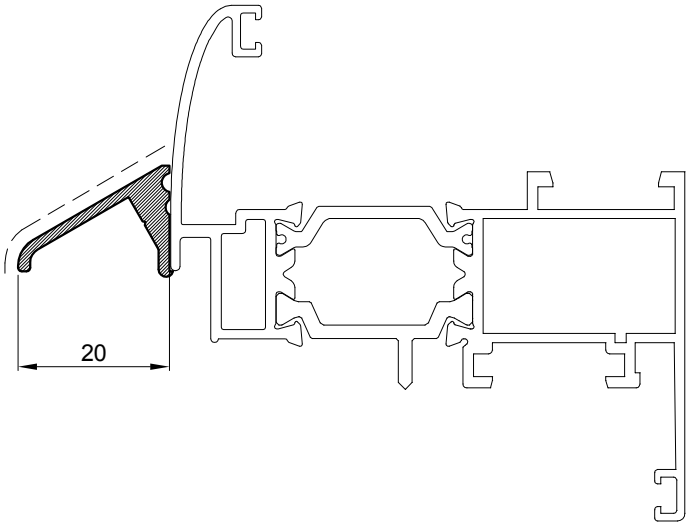

Okapnica		
Art.-Br.	**F-0228**	
Težina	kg/m	**0.153**
Opseg	mm	27
Dužina isporuke	mm	6500

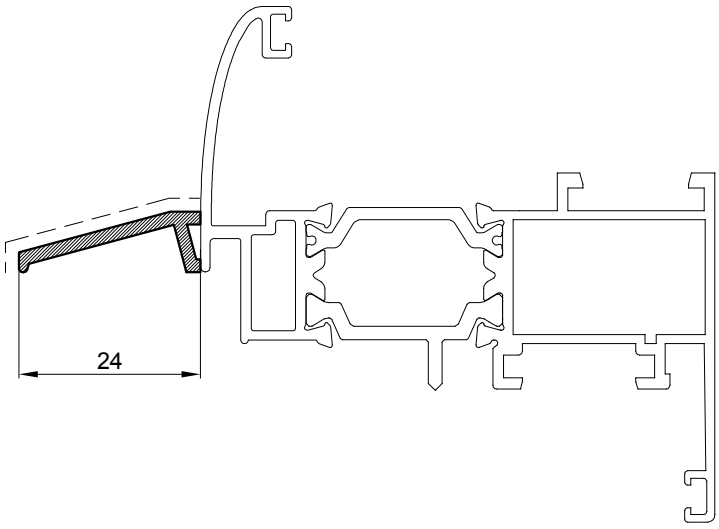

Okapnica		
Art.-Br.	**060350**	
Težina	kg/m	**0.285**
Opseg	mm	31
Dužina isporuke	mm	6500

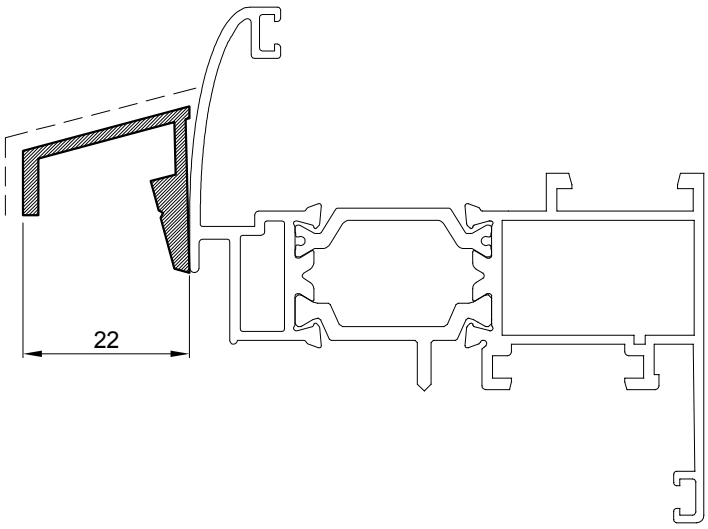

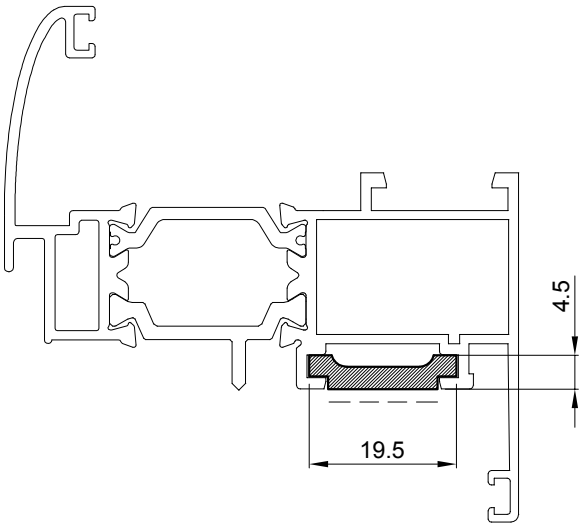

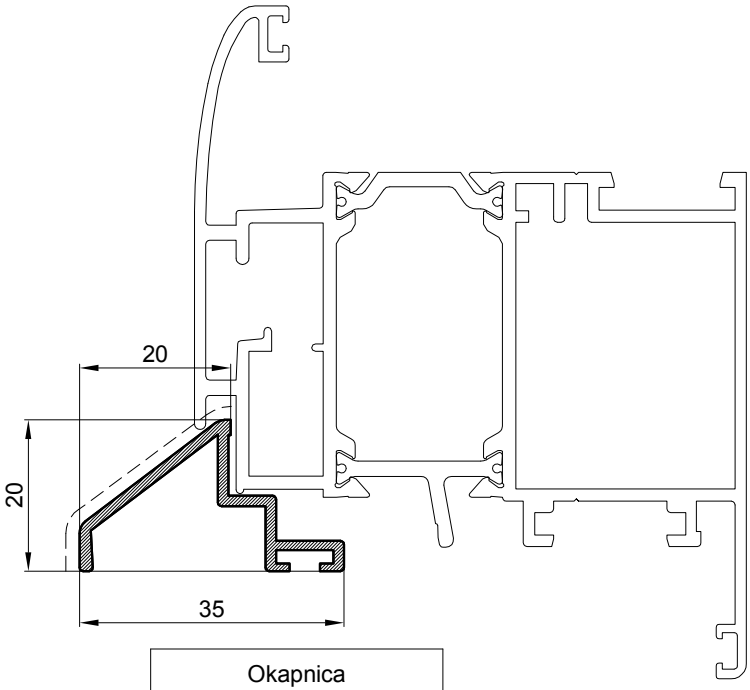

Klizač		
Art.-Br.	**NC-1459**	
Težina	kg/m	**0.156**
Opseg	mm	49
Dužina isporuke	mm	6500

Okapnica		
Art.-Br.	**P45-648**	
Težina	kg/m	**0.257**
Opseg	mm	140
Dužina isporuke	mm	6500

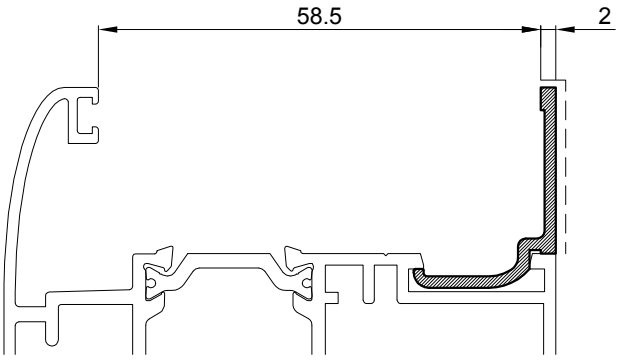

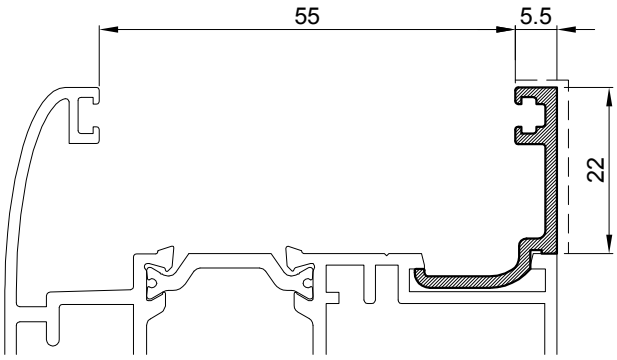

Z40-660
težina kg/m 0.179
svj. povr.mm 24

Z40-656
težina kg/m 0.215
svj. povr.mm 27

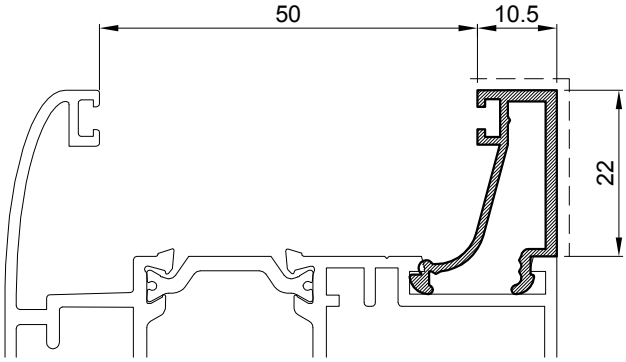

Z40-636
težina kg/m 0.261
svj. povr.mm 32

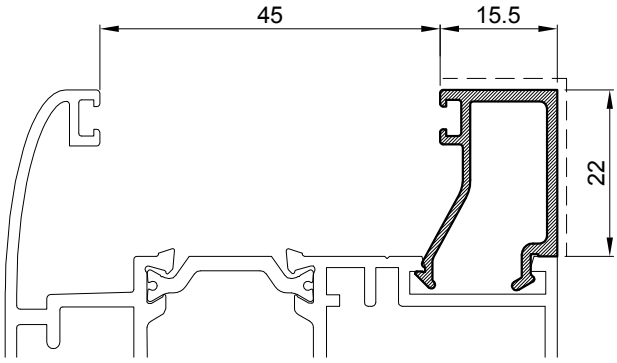

M45-709
težina kg/m 0.258
svj. povr.mm 37

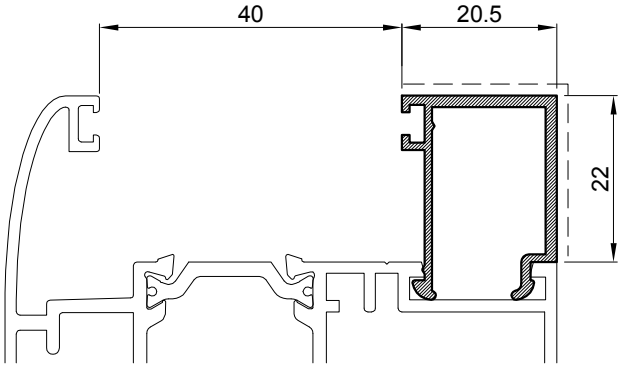

Z40-644
težina kg/m 0.275
svj. povr.mm 42

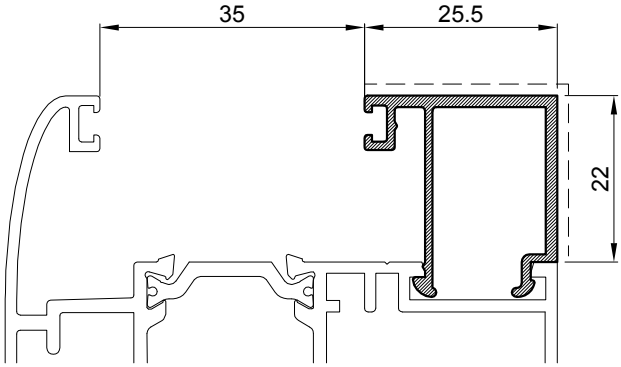

Z40-658
težina kg/m 0.318
svj. povr.mm 47

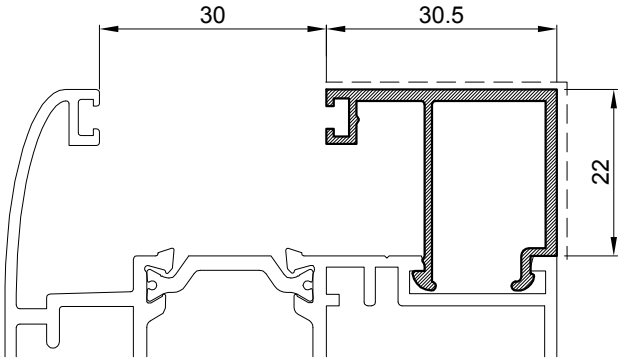

Z40-653
težina kg/m 0.247
svj. povr.mm 52

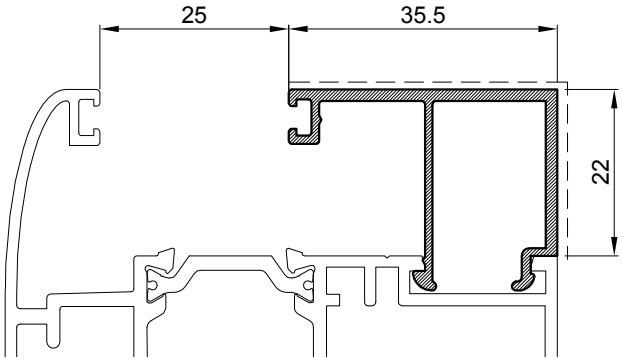

Z40-659
težina kg/m 0.359
svj. povr.mm 57

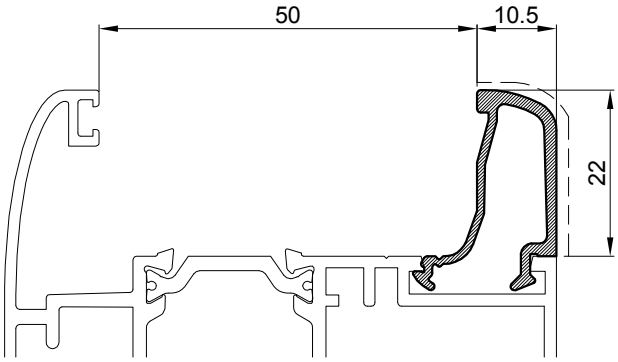

Z40-647
težina kg/m 0.226
svj. povr.mm 30

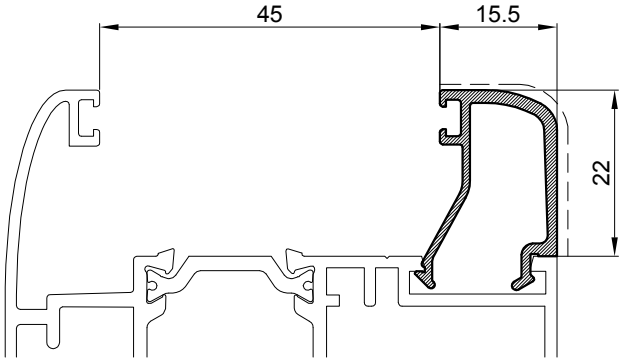

M45-740
težina kg/m 0.258
svj. povr.mm 35

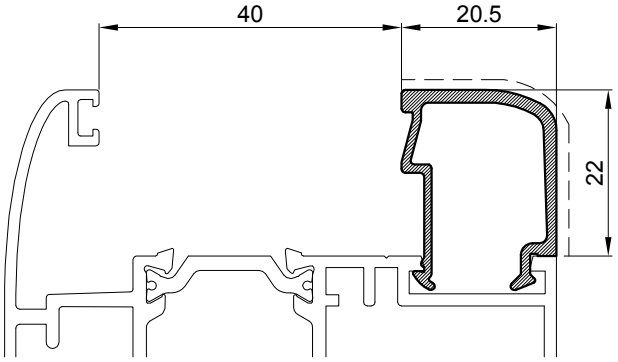

Z40-646
težina kg/m 0.286
svj. povr.mm 40

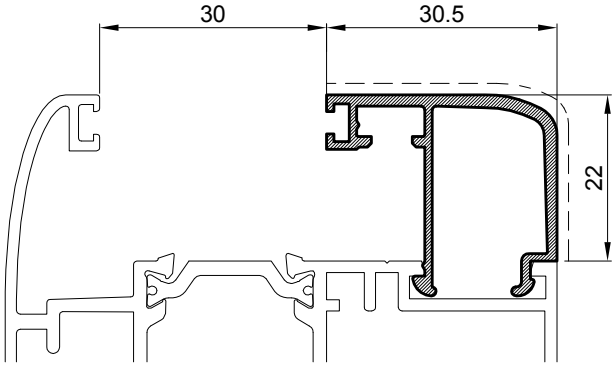

Z40-653/B
težina kg/m 0.356
svj. povr.mm 53

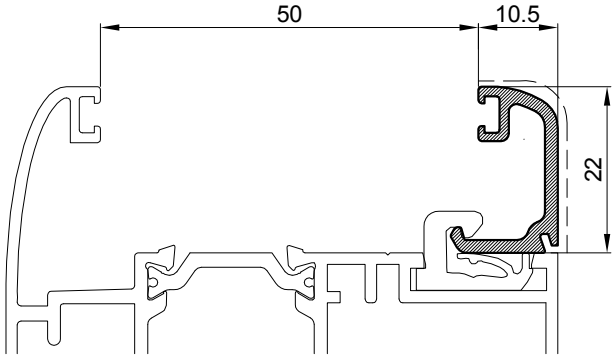

Z40-649
težina kg/m 0.221
svj. povr.mm 30

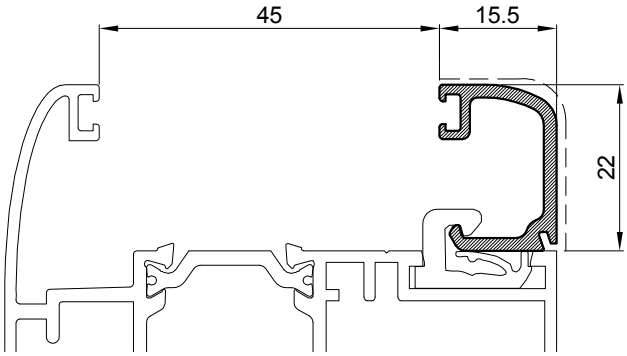

Z40-662
težina kg/m 0.245
svj. povr.mm 35

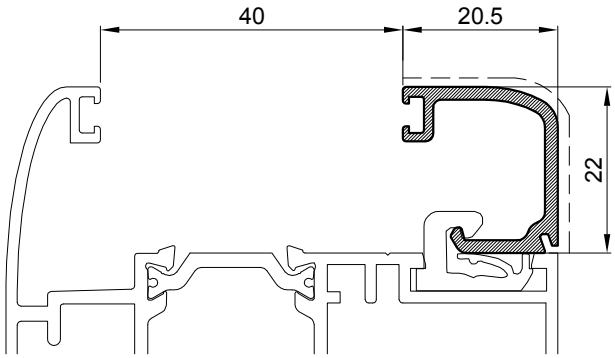

Z40-648
težina kg/m 0.268
svj. povr.mm 40

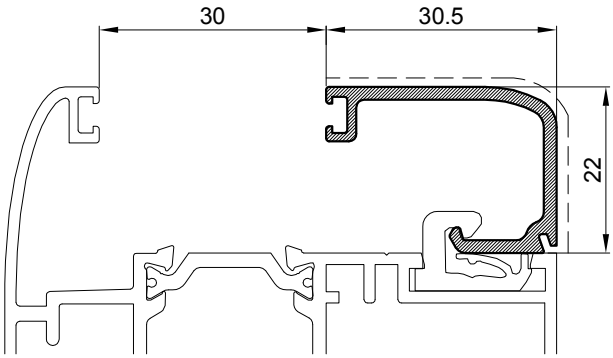

Z40-661
težina kg/m 0.314
svj. povr.mm 50

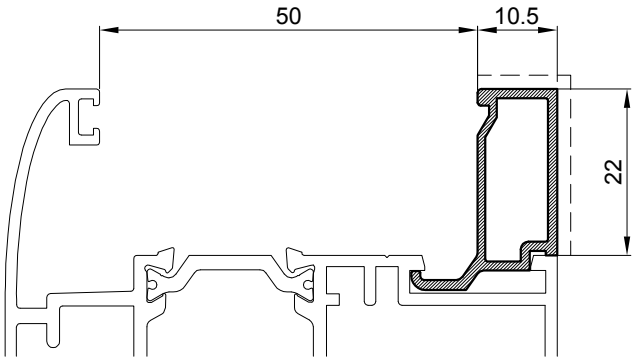

Z40-664
težina kg/m 0.243
svj. povr.mm 32

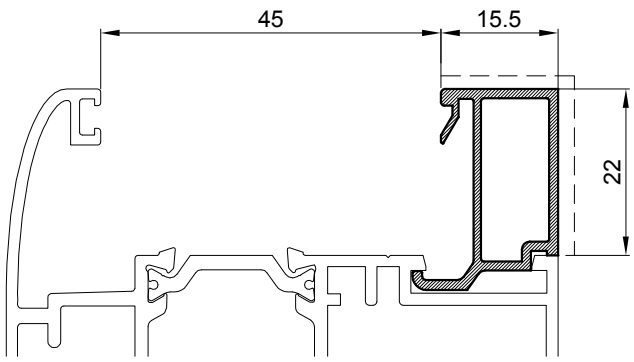

Z40-665
težina kg/m 0.272
svj. povr.mm 37

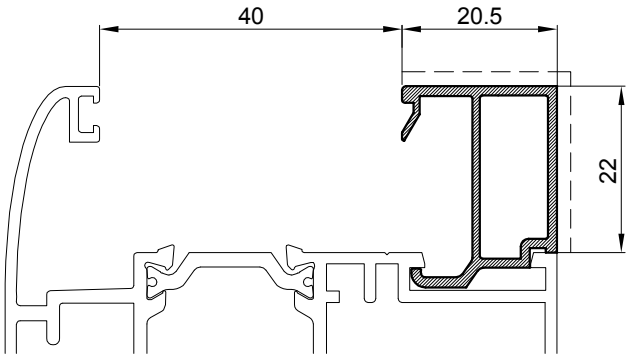

Z40-666
težina kg/m 0.289
svj. povr.mm 42

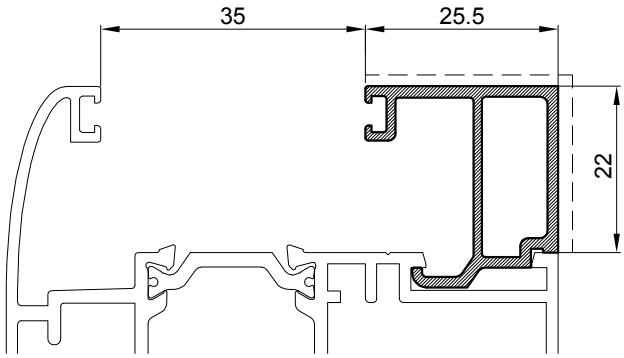

Z40-667
težina kg/m 0.358
svj. povr.mm 47

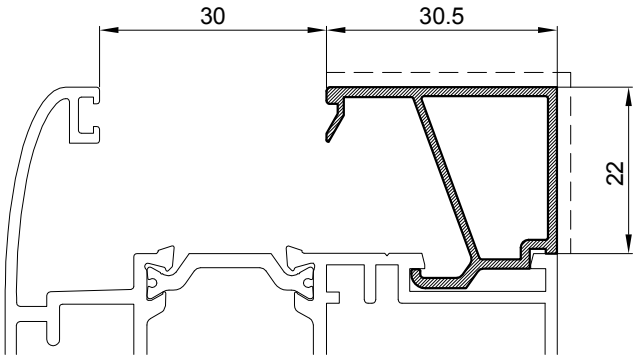

Z40-668
težina kg/m 0.326
svj. povr.mm 52

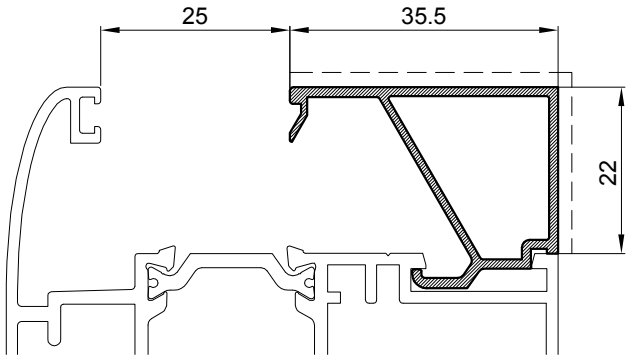

Z40-669
težina kg/m 0.347
svj. povr.mm 57

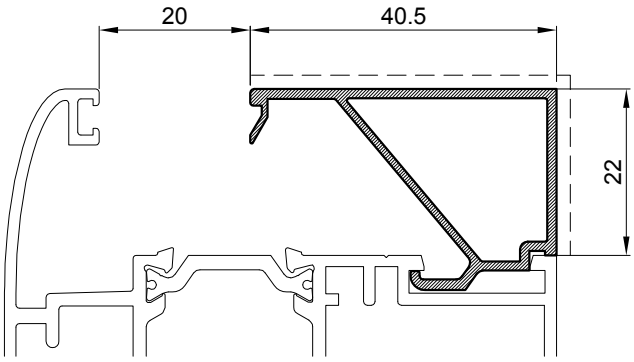

Z40-670
težina kg/m 0.373
svj. povr.mm 63

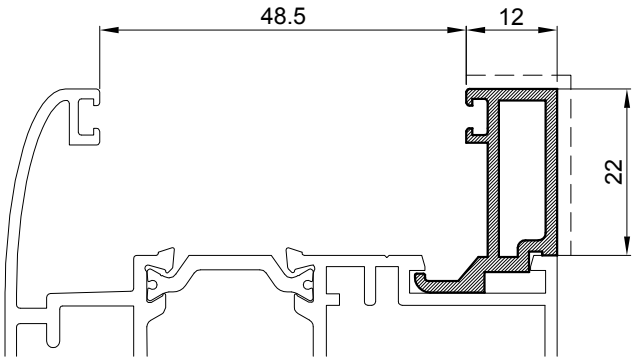

F-0784
težina kg/m 0.330
svj. povr.mm 34

CODE	Izgled-presjek	Opis	Materijal	Nap.
111.001.01 **02** **03**	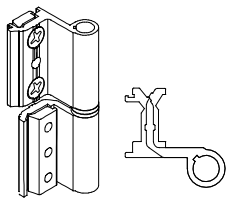	- Dvodijelna šarka *EURO ŽLIJEB* - Stara oznaka E-100 - Boje: 01- bijela; 02 - siva;03 - crna		
111.002.01 **02** **03**	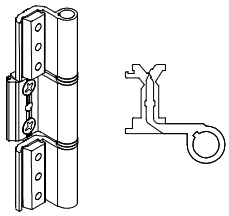	- Trodjelna šarka *EURO ŽLIJEB* - Stara oznaka E-120 - Boje: 01- bijela; 02 - siva;03 - crna		
111.003.01 **02** **03**	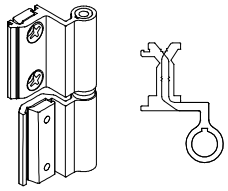	- Dvodijelna šarka-vani *EURO ŽLIJEB* - Stara oznaka EV-110 - Boje: 01- bijela; 02 - siva;03 - crna		
111.004.01 **02** **03**	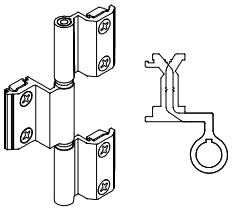	- Trodjelna šarka-vani *EURO ŽLIJEB* - Stara oznaka EV-130 - Boje: 01- bijela; 02 - siva;03 - crna		
114.001.01 **02** **03**	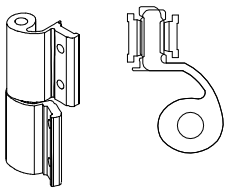	- Dvodijelna šarka-*EURO ŽLIJEB* - Stara oznaka 2006.00.305-s 310-b 313-c		
113.003.01 **02** **03**	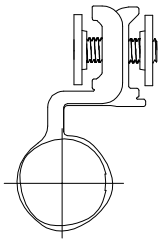	- Dvodijelna šarka-*EURO ŽLIJEB* - Stara oznaka: VENUS - Boje: 01- bijela; 02 - siva;03 - crna		

CODE	Izgled-presjek	Opis	Materijal	Nap.
110.003.01 02 03	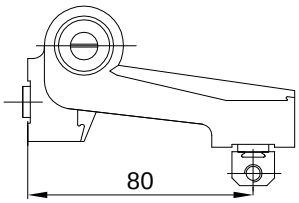	- Dvodijelna usadna šarka 90°- vanjsko otvaranje - Stara oznaka FAPIM-D ANGOLO ART 6492 - Boje: 01- bijela; 02 - siva;03 - crna		
110.004	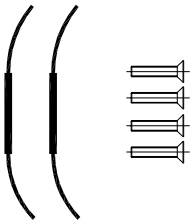	- Set za ART 6492 - Stara oznaka: 6620I		
113.006.01 02 03	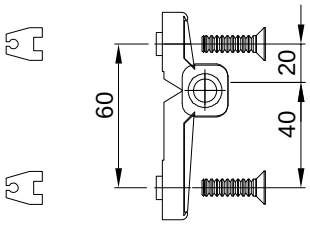	- Dvodijelna šarka OSNO 60 - Stara oznaka: Osno 60 - Boje: 01- bijela; 02 - siva;03 - crna	Al. Čelik	
113.002.01 02 03	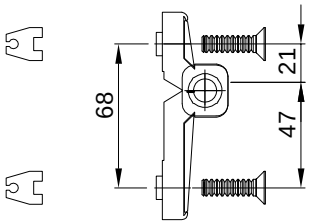	- Dvodijelna šarka OSNO 68 - Stara oznaka: Osno 68 - Boje: 01- bijela; 02 - siva;03 - crna	Al. Čelik	
113.007.01 02 03	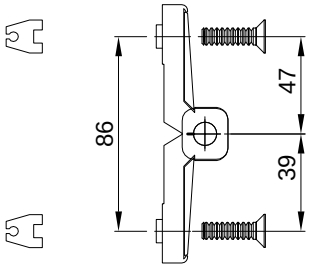	- Dvodijelna šarka OSNO 86 - Stara oznaka: Osno 86 - Boje: 01- bijela; 02 - siva;03 - crna	Al. Čelik	
113.001.01 02 03	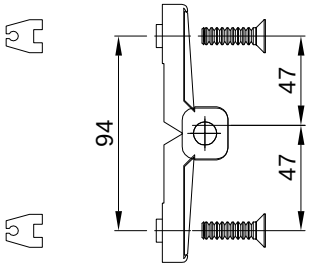	- Dvodijelna šarka OSNO 94 - Stara oznaka: Osno 94 - Boje: 01- bijela; 02 - siva;03 - crna	Al. Čelik	

CODE	Izgled-presjek	Opis	Materijal	Nap.
113.008.01 02 03	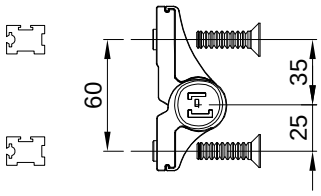	- Dvodijelna šarka OSNO 60 - Stara oznaka: Max3D 60 - Boje: 01- bijela; 02 - siva;03 - crna	Al. Čelik	
113.009.01 02 03	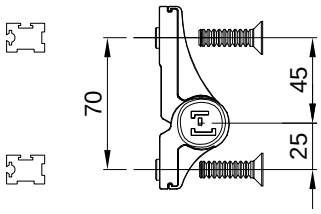	- Dvodijelna šarka OSNO 70 - Stara oznaka: Max3D 68 - Boje: 01- bijela; 02 - siva;03 - crna	Al. Čelik	
113.010.01 02 03	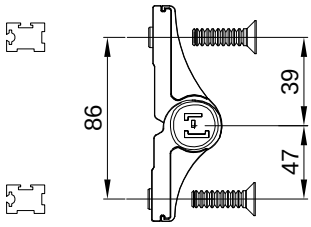	- Dvodijelna šarka OSNO 86 - Stara oznaka: Max3D 86 - Boje: 01- bijela; 02 - siva;03 - crna	Al. Čelik	
113.011.01 02 03	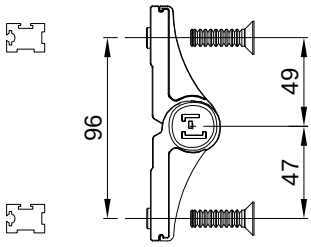	- Dvodijelna šarka OSNO 96 - Stara oznaka: Max3D 94 - Boje: 01- bijela; 02 - siva;03 - crna	Al. Čelik	
113.012	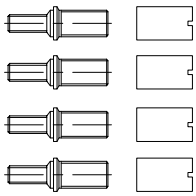	- Set za TERMO 65 - Stara oznaka: Set za Termo 65		
730.008	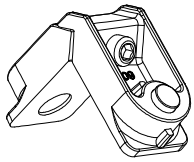	- Kutna spojnica prozora-za komoru 29x15.2 - Stara oznaka: 0409 ,1001	Zamak #3	

CODE	Izgled-presjek	Opis	Materijal	Nap.
710.035	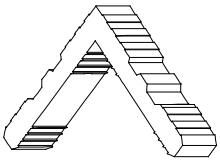 l=28,5mm	- Kutna spojnica za komoru 29x15,2 - Stara oznaka K-0868-A	Al.	
710.075	 l=28,5mm M8x13	- Kutna spojnica za komoru 29x15,2 - Stara oznaka K-0868	Al.	
710.098	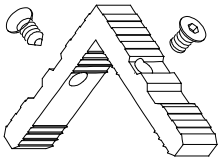 l=28,5mm M8x13	- Kutna spojnica za komoru 29x15,2-nesimetrična	Al.	
731.001	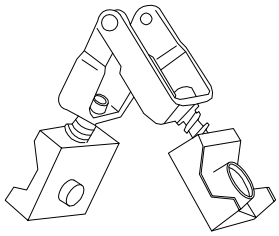	- Kutna spojnica za promjenjiv kut za komoru 29x15.2 - Stara oznaka: 0909	Zamak #3	
730.009	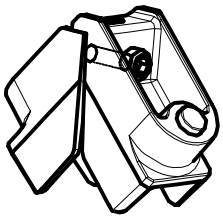	- Kutna spojnica prozora -za komoru 29x35.5 - Stara oznaka: 4004 ,2001	Zamak #3	
710.059	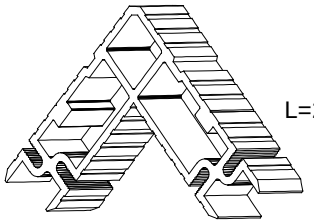 L=28,5mm	- Kutna spojnica za komoru 29x35,5 - Stara oznaka K-0795	Al.	

CODE	Izgled-presjek	Opis	Materijal	Nap.
710.072	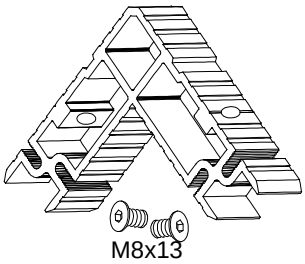 L=28,5mm M8x13	- Kutna spojnica za komoru 29x35,5 - Stara oznaka K-0795	Al.	
710.099	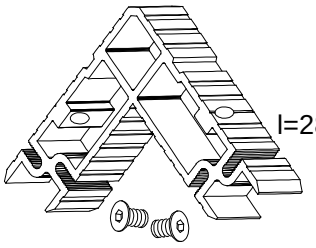 l=28,5mm M8x13	- Kutna spojnica za komoru 29x35.5-nesimetrična	Al.	
710.100	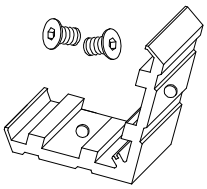 l=28,5mm M8x13	- Kutna spojnica za komoru 29x16.5 -Stara oznaka: K65-07	Al.	
730.001	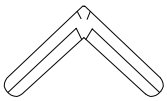	- Kutna spojnica za komoru 1.7x4.7 - Stara oznaka: G112	Inox	
730.002	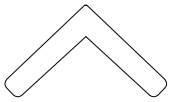	- Kutna spojnica za komoru 1.7x4.7 - Stara oznaka: G112/A	Inox	
730.005	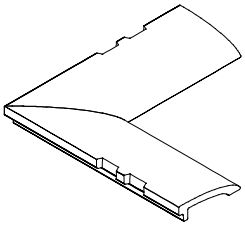	- Kutna spojnica za komoru 27.5x4 - Stara oznaka: K65-01	Zamak #3	

CODE	Izgled-presjek	Opis	Materijal	Nap.
710.037	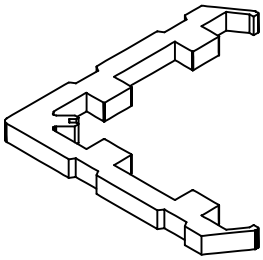 L=7mm	- Kutna spojnica za komoru 16,5x7,5 - Stara oznaka K-65-02	Al.	
710.039	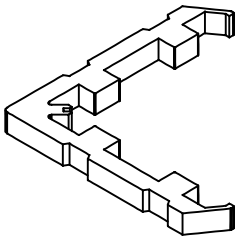 L=9,3mm	- Kutna spojnica za komoru 16,5x9,8 - Stara oznaka K-65-03	Al.	
710.040	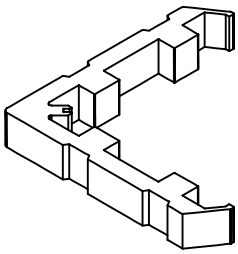 L=15mm	- Kutna spojnica za komoru 16,5x15,5 - Stara oznaka K-65-04	Al.	
710.076	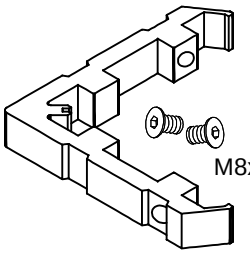 L=15mm M8x13	- Kutna spojnica za komoru 16,5x15,5 - Stara oznaka K-65-04-A	Al.	
710.026	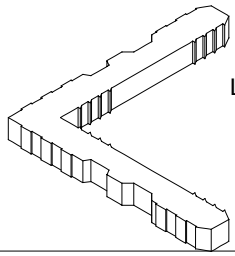 L=9,3mm	- Kutna spojnica za komoru 13x9,8 - Stara oznaka K-65-05	Al.	
710.077	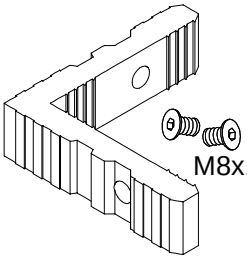 L=26mm M8x13	- Kutna spojnica za komoru 15,2x26,5 - Stara oznaka K-0868/C	Al.	

CODE	Izgled-presjek	Opis	Materijal	Nap.
710.078	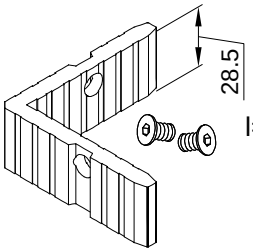 l=28,5mm	- Kutna spojnica za komoru 8,4x29 - Stara oznaka K-0902-D	Al	
710.050	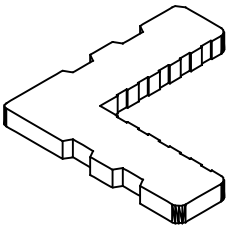 l=7mm	- Kutna spojnica za komoru 22,5x7,5 - Stara oznaka K-0899-A	Al.	
710.066	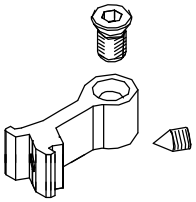 M8x13 M6x10	- Veznik (L=14.7mm) - Stara oznaka E-200	Al.	
710.069	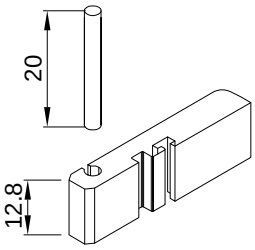	- Dodatni veznik za prečku - Stara oznaka DV-011	Al.	
710.070	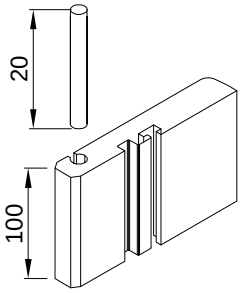	- Dodatni veznik za prečku - Stara oznaka DV-012	Al.	
104.002.01 02 03	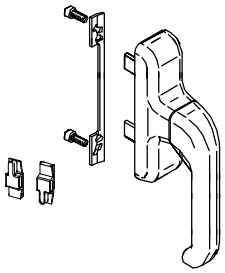	- Ručka za prozor - Stara oznaka: 1004.00.3xx - Boje: 01- bijela; 02 - siva;03 - crna	AlSi Zamak	

CODE	Izgled-presjek	Opis	Materijal	Nap.
140.035	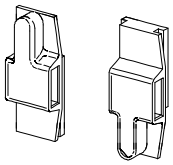	- Elementi za povezivanje ručke i klizača - Stara oznaka: GS2387	PVC	
143.001	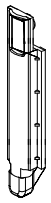	- Zapinjač - Stara oznaka: GS 2114		
143.002		-Zapinjač-krakun za pasivno krilo - Stara oznaka: GS 2111		
143.005	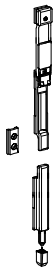	- Fiksni zapinjač-krakun za vrata - Stara oznaka: GS 2172		
144.000	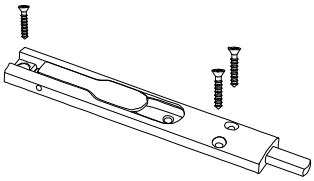	- Zapinjač-krakun za vrata - Stara oznaka:3006.00		
143.006	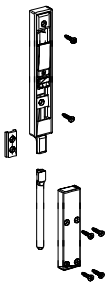	- Zapinjač vanjski - Stara oznaka: GS 2170		

CODE	Izgled-presjek	Opis	Materijal	Nap.
134.000.01 02 03	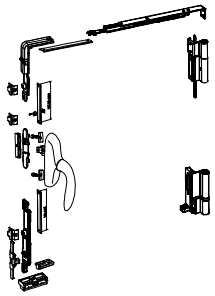	- Otklopno-zaokretni mehanizam -(dry kip) - Stara oznaka 4030.00 - Boje: 01- bijela; 02 - siva;03 - crna - Škare za širinu krila od 535-1200 mm	AlSi Zamak	
134.002	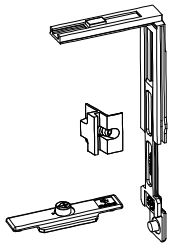	-Komplet za bočno zatvaranje krila kod dry kipa (dodatno ključanje) -Stara oznaka 4010.40	AlSi Zamak	
134.003	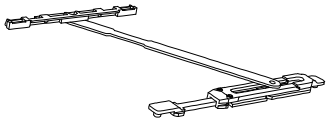	-Pomoćne škare kod dry kipa- za krila od L=1200-1600 mm -Stara oznaka 4010.50		
134.014		-Škare za širinu krila od 445-535 -Stara oznaka 4030.01		
134.015		-Škare za širinu krila od 535-1200- (dio osnovnog seta) -Stara oznaka 4030.02		
134.016	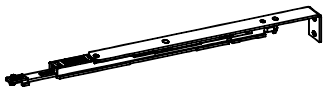	-Škare za širinu krila od 1200-1400 -Stara oznaka 4030.05		
134.004	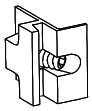	- Dodatno ključanje-prihvatnik tuljca - Stara oznaka 4010.03		
134.005		- Dodatno ključanje-tuljac - Stara oznaka 4010.27		

CODE	Izgled-presjek	Opis	Materijal	Nap.
134.001		- Komplet okova za fiksiranje pomoćnog krila - Stara oznaka: 4001.00.301		
134.017	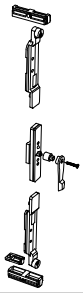	- Komplet okova za fiksiranje pomoćnog krila - Stara oznaka: 4005.00.		
134.006.01 02 03	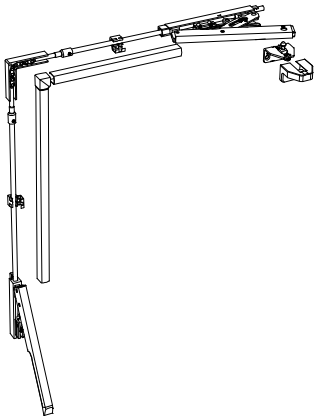	- Ventus komplet širina krila do 1200 mm - Stara oznaka 4020.00.310-bijeli 4020.00.315-sivi 4020.00.313- crni		
134.007	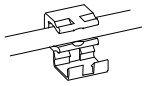	- Ventus vodilica PVC - Stara oznaka 4020.12		
134.008	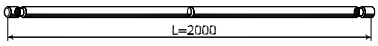	- Šipka ventusa L=2000 mm - Stara oznaka 4020.18		
134.010.01 02 03		- Pokrov ventusa L=2000 mm - Stara oznaka 4020.19.310-bijeli 4020.19.315-sivi 4020.19.313- crni		
134.009		- Spojnica šipke ventusa - Stara oznaka 4020.18.1		

CODE	Izgled-presjek	Opis	Materijal	Nap.
133.027		- Otklopno-klizni mehanizam (notter)- bazni mehanizam-osnovni set -Stara oznaka 464 507 00	AlSi Zamak	
133.028.01 02 03	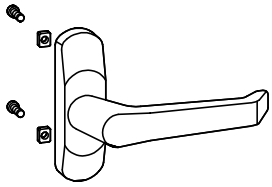	-Ručka sa pogonom -Stara oznaka: 080 914 03, 05, 07		
133.029		-Točkići -Stara oznaka: -005 509 10-desni -005 509 20-lijevi		
133.030		-Pločice -Stara oznaka: 060 510 00		
133.033		-Dodatak po širini-za širine krila veće od 1481 mm -Stara oznaka: 005 519 00		
133.031	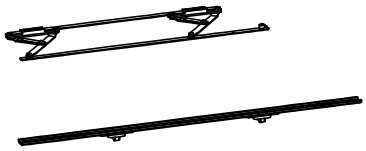	-Škare -Stara oznaka: -005 516 00-za širine krila 630-930		
133.032	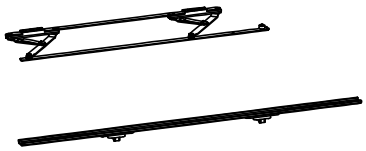	-Škare -Stara oznaka: -005 517 00-za širine krila 931-1280		

CODE	Izgled-presjek	Opis	Materijal	Nap.
133.034	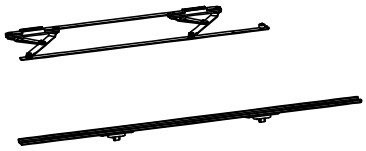	-Škare -Stara oznaka:-005 518 00-za širine krila 1281-1680		
133.035.01 02 05	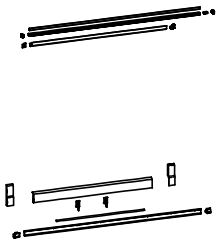	-Pokrivni profil za širine krila 630-930 -Stara oznaka:-005 511 03-bijeli -005 511 01-sivi -005 511 02-smeđa		
133.036.01 02 05	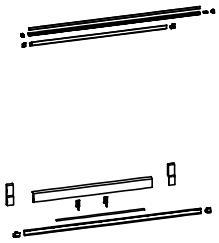	-Pokrivni profil za širine krila 931-1080 -Stara oznaka:-005 512 03-bijeli -005 512 01-sivi -005 512 02-smeđa		
133.037.01 02 05	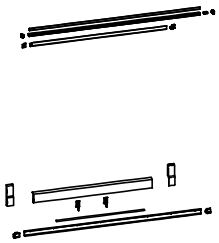	-Pokrivni profil za širine krila 1081-1280 -Stara oznaka:-005 513 03-bijeli -005 513 01-sivi -005 513 02-smeđa		
133.038.01 02 05	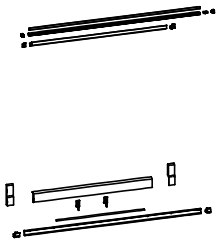	-Pokrivni profil za širine krila 1281-1480 -Stara oznaka:-005 514 03-bijeli -005 514 01-sivi -005 514 02-smeđa		
133.039.01 02 05	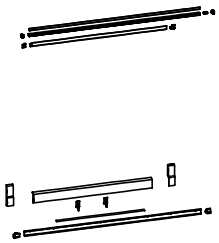	-Pokrivni profil za širine krila 1481-1680 -Stara oznaka:-005 515 03-bijeli -005 515 01-sivi -005 515 02-smeđa		

CODE	Izgled-presjek	Opis	Materijal	Nap.
143.003	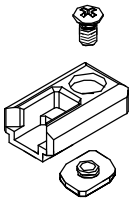	- Jednostrani prihvat zapinjača - Stara oznaka GS 1314		
131.002	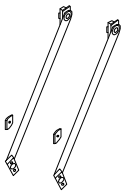	- Škare za *ventus* prozor - Stara oznaka E-350		
124.005.01 02 03	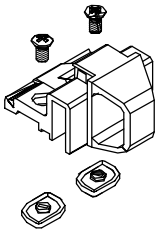	- Mehanizam-"škljoca" otklopnog prozora - Stara oznaka: 1014.00.305-s. .310-b. .313-c) - Boje: 01- bijela; 02 - siva;03 - crna		
145.001	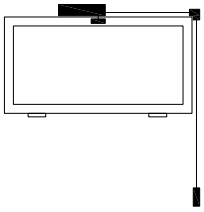	- Mehanizam za otklopno na visini sa špagom - Stara oznaka: Ragno		
146.001.01 .02 .03	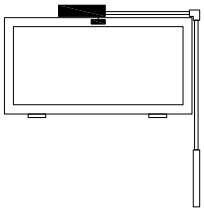	- Mehanizam za otklopno na visini sa šipkom - Stara oznaka: OL90 (Geze) - Boje: 01- bijela; 02 - siva;03 - crna 1.Škare 2.Ručica 3.Šipka Ø8 4.Pokrovni profil		
731.002	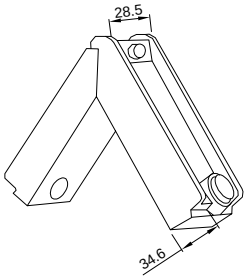	- Kutna spojnica za komoru 29x35.5 - Stara oznaka: 1007	**Zamak #3**	

CODE	Izgled-presjek	Opis	Materijal	Nap.
363.001	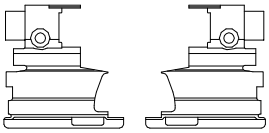	- Umetak profila za okretanjeFT-0211-otvaranje unutra - Stara oznaka: 290063.55	PVC	
364.004	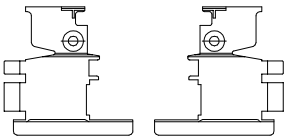	- Umetak profila za okretanje FT-0213-otvaranje vani - Stara oznaka: ZK65-02	PVC	
365.035	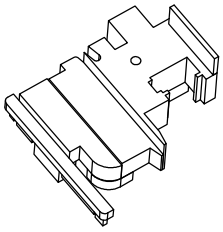	- Umetak profila za okretanje FT-0237-otvaranje unutra (PVC okov) - Stara oznaka: ZK 65-03	PVC	
365.043	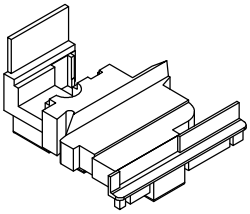	- Umetak profila za okretanje FT-0237-otvaranje unutra (PVC okov) -Koristi se u slučaju upotrebe specijalnog namjenskog okova pomoćnog krila	PVC	
373.002	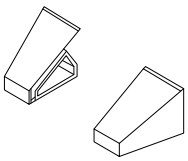	- Umetak za profil okapnice Z40-657 - Stara oznaka PRO 23	PVC	
373.003	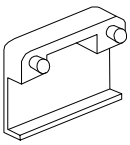	- Maska za drenažni otvor - Stara oznaka: 2328	PVC	

CODE	Izgled-presjek	Opis	Materijal	Nap.
374.002	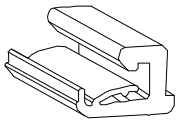	- umetak za profil rama FT-0201 - Stara oznaka: GT 134	PVC	
365.009	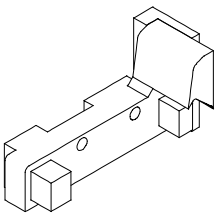	- Umetak za pragFT-0223-otvaranje unutra - Stara oznaka: UP-01	GUMA	
365.010	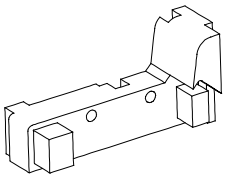	- Umetak za pragFT-0223-otvaranje vani - Stara oznaka: UP-02	GUMA	
385.002	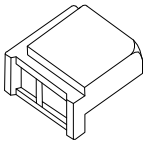	- Kutni umetak za zaobljene lajsne - Stara oznaka: G231l	ZAMAK	
370.000 **370.001** **370.002**	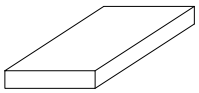	- Podmetači za staklo 3 mm 370.000 5 mm 370.001 7 mm 370.002	PVC	
521.104	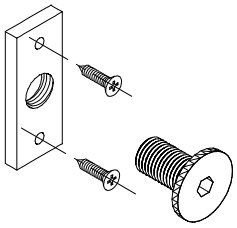	- Element za ugradnju -Stara oznaka EU 52		

CODE	Izgled-presjek	Opis	Materijal	Nap.
124.016	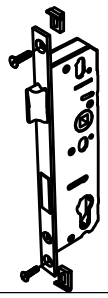	- Brava 25 mm sa jezičkom - Stara oznaka: 3020.00	Inox Čelik	
124.001	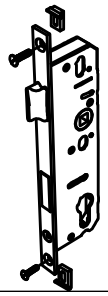	- Brava 35 mm sa jezičkom - Stara oznaka: 3022.00	Inox Čelik	
124.003	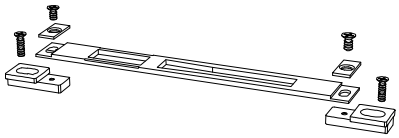	-Prihvatnik jezička brave (šild) - Stara oznaka: 3016.00	Prokrom Čelik	
124.010	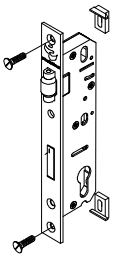	- Brava 35 mm sa valjkom - Stara oznaka: 3032	Inox Čelik	
126.001 **126.002**		-Sigurnosna brava 35 mm sa jezičkom (ISEO) -Ključanje u tri točke -Prihvatnik za bravu-šild -Stara oznaka brave: 785111352 -Stara oznaka šilda: 6862/1 -Sigurnosna brava 35 mm sa valjkom (ISEO) -Ključanje u tri točke -Prihvatnik za bravu-šild -Stara oznaka brave: 785211352 -Stara oznaka šilda: 6862/1	Inox Čelik	

CODE	Izgled-presjek	Opis	Materijal	Nap.
125.001		-Prihvatnik jezička brave (šild) - Stara oznaka: 6862/25	Prokrom Čelik	
126.026		-Elektroprihvatnik-*električna brava* - Stara oznaka:5661830 (ISEO)		
123.001.01 02 03	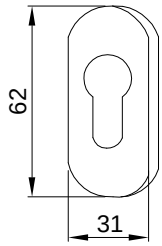	- Štitnik cilindra za bravu (par) - Stara oznaka: 149.805 - Boje: 01- bijela; 02 - siva;03 - crna	PVC	
124.004.01 02 03	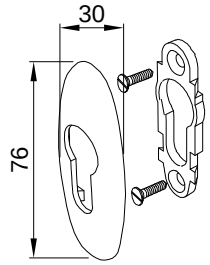	- Štitnik cilindra za bravu (par) - Stara oznaka: 1016.00 - Boje: 01- bijela; 02 - siva;03 - crna	Zn Čelik	
124.002	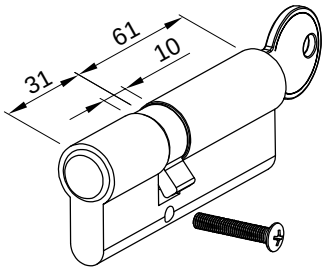	- Uložak za bravu 31/61 - Stara oznaka: 5057.00.520	Čelik	
103.001.01 02 03	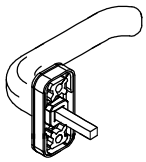	- Ručke za vrata (par) - Stara oznaka: 890 - Boje: 01- bijela; 02 - siva;03 - crna	AlSi Zamak	

CODE	Izgled-presjek	Opis	Materijal	Nap.
104.001.01 02 03	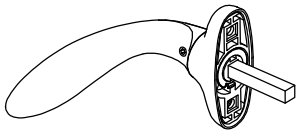	- Ručke za vrata (par) - Stara oznaka: 1032.00 - Boje: 01- bijela; 02 - siva;03 - crna	AlSi Zamak	
220.001	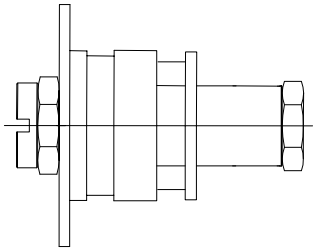	- Grupa glodala za obradu prečki prema profilu krila i okvira (TERMO 65) - Stara oznaka:Grupa glodala Termo 65	Čelik	
210.000		- Štanca za otklopno zaokretne sisteme prozora i vrata - Stara oznaka S1		
210.001		- Kliješta za kutne spojnice - Stara oznaka :kliješta -83064		
210.002		- Noževi za kliješta kutnih spojnica - Stara oznaka :noževi		
301.006.01 02 03		Set za bočni čep klupice	PVC, TPE Al	

CODE	Izgled-presjek	Opis	Materijal	Nap.
301.009.01 02 03	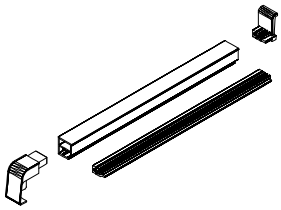	Set za bočni čep klupice	PVC, TPE Al	
301.010.01 02 03		Set za bočni čep klupice- za klupicu 360 mm	PVC, TPE Al	
140.036	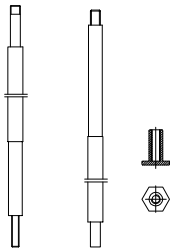	Elementi mehanizma za harmo otvaranje -Stara oznaka: OHV-01		
140.037	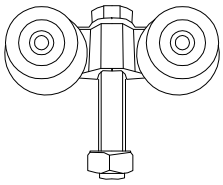	Dvostruke koturaljke Žeče -Stara oznaka:Dvostruke koturaljke		
374.047		- PVC distancer za ugradnju		
374.049	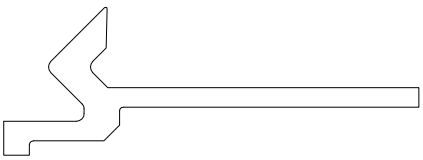	- PVC profil za prozore i vrata T65 i T85 za protuprovalnost		

CODE	Izgled-presjek	Opis	Materijal	Nap.
374.037	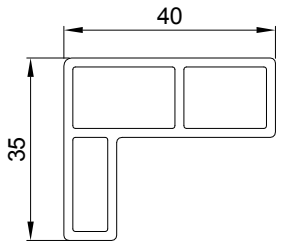	- PVC distancer za ugradnju - Stara oznaka PI-110		
710.154	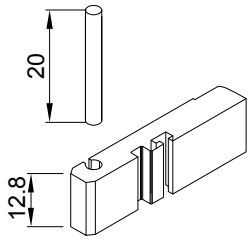	- Dodatni veznik prečke za prečku	Al.	
365.048	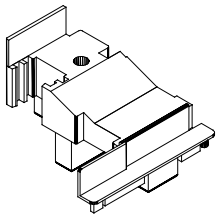	- Umetak profila za okretanje FT-0211/A prema profilu krila FT-0218 - otvaranje unutra	Tvrda guma	
710.179	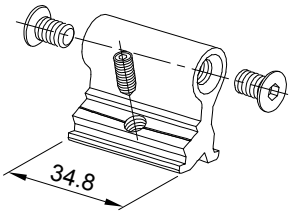	- Veznik (L=34.8mm) - Radi se iz profila F-45052/A	Al.	
122.046	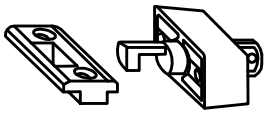	- Bravica-blokada zaokretnog otvaranja - Oznaka proizvođača: K-12968-00-0 (GU)		
710.226	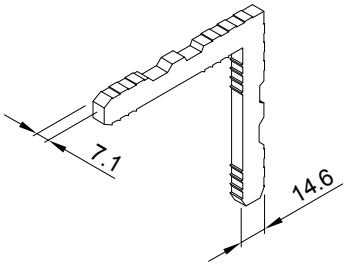	- Kutna spojnica za komoru 7.5x15.1 (za profil FT-0287) -Radi se iz profila F-0868	Al	

CODE	Izgled-presjek	Opis	Materijal	Nap.
361.033	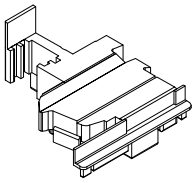	- Umetak profila za okretanje FT-0286 prema profilima krila - otvaranje unutra -Koristi se kod okivanja pomoćnog krila, za smještaj kutne pogonske spojnice -Dobije se doradom umetka 363.001	Tvrda guma	
363.050	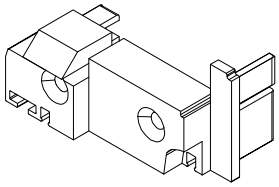	-Bočni umetak za profil u parapetu FT-0288	pvc	
133.079	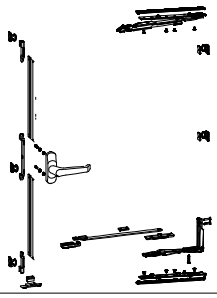	- Zaokretni okov, otvaranje prema vani, sa nevidljivim šarkama i graničnikom sa kočnicom - Proizvođač: Notter		
133.080		- Elementi ključanja prozora, otvaranje vani - Proizvođač: Notter (Kammerbeschlag DF aussen offnend mit Einsteckgetriebe, art.325 844 00)		
142.011	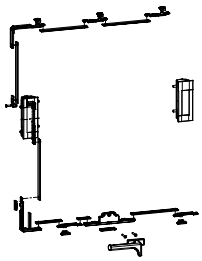	-Set okova za prozor -otvaranje oko srednje vodoravne ose -Izvorna oznaka UNITAS 18/3- (*GU)*		
142.012	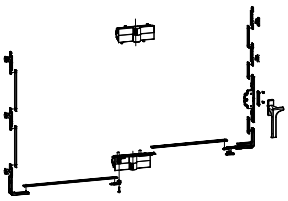	-Set okova za prozor -otvaranje oko srednje okomite ose -Izvorna oznaka UNITAS 88, tip D- (*GU)*		

CODE	Izgled-presjek	Opis	Materijal	Nap.
375.048	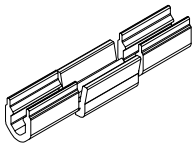	Kopča za profil	pvc	

SET ZA BOČNI ČEP PROZORSKE KLUPICE 301.006

1. - Osnovni profil

2. - PVC prihvatnik klupice

3. - Vanjski čep-prihvatnik klupice i profila

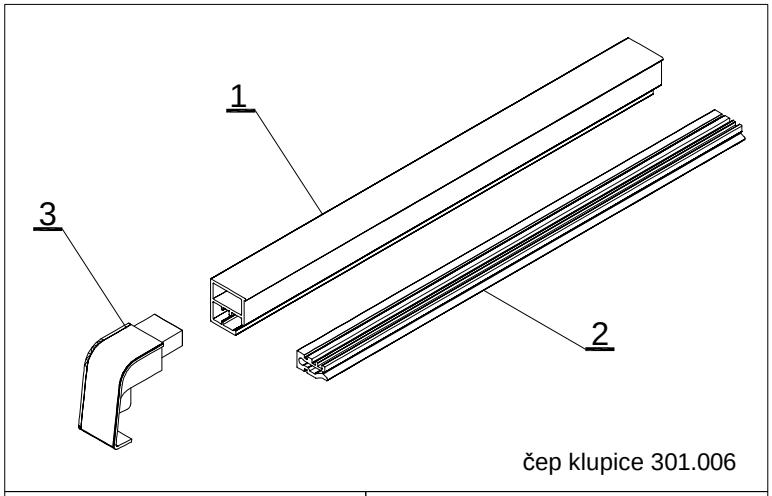

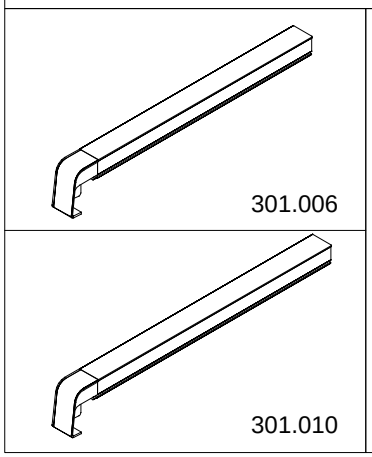

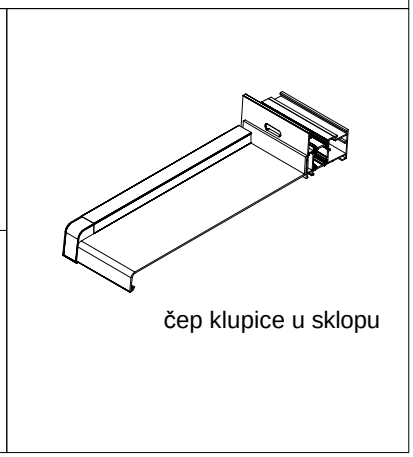

1. Set za bočni čep klupice **301.006**
2. Set za bočni čep klupice **301.009**
3. Set za bočni čep klupice **301.010**

-Setovi bočnih čepova 301.006 i 301.009 su u veličini profila klupice F-0680/J (280 mm)
-Za manje klupice se radi skraćivanje čepa prema mjerama u uputstvu artikla

-Set za bočni čep 301.010 -(360 mm)
-Izbor boje čepova prema RAL-karti

SET ZA BOČNI ČEP PROZORSKE KLUPICE 301.009

1. - Set klupice 301.006

2. - Čep do otvora-prihvatnik klupice i profila

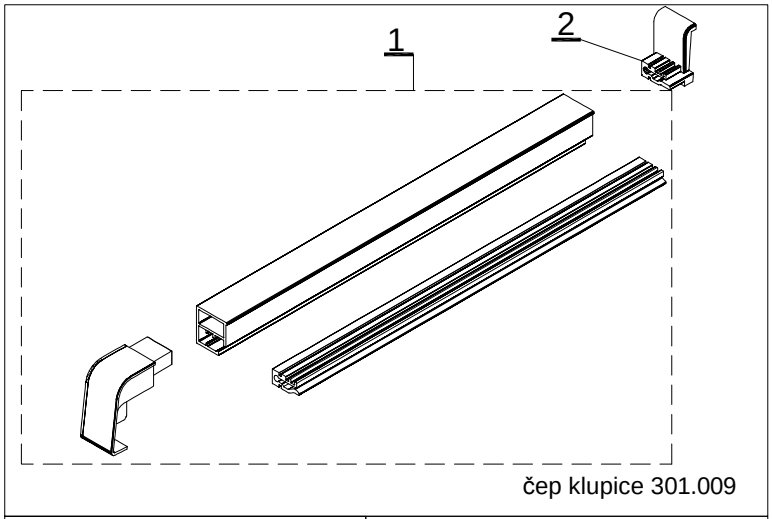

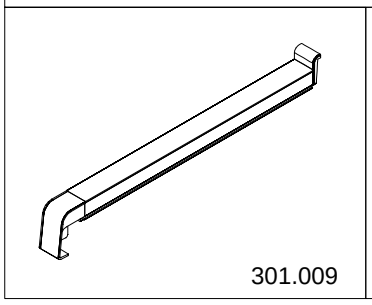

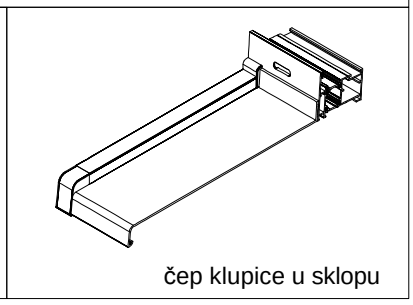

134.000.xx-OTKLOPNO-ZAOKRETNI MEHANIZAM-Stublina (art.4030.00)

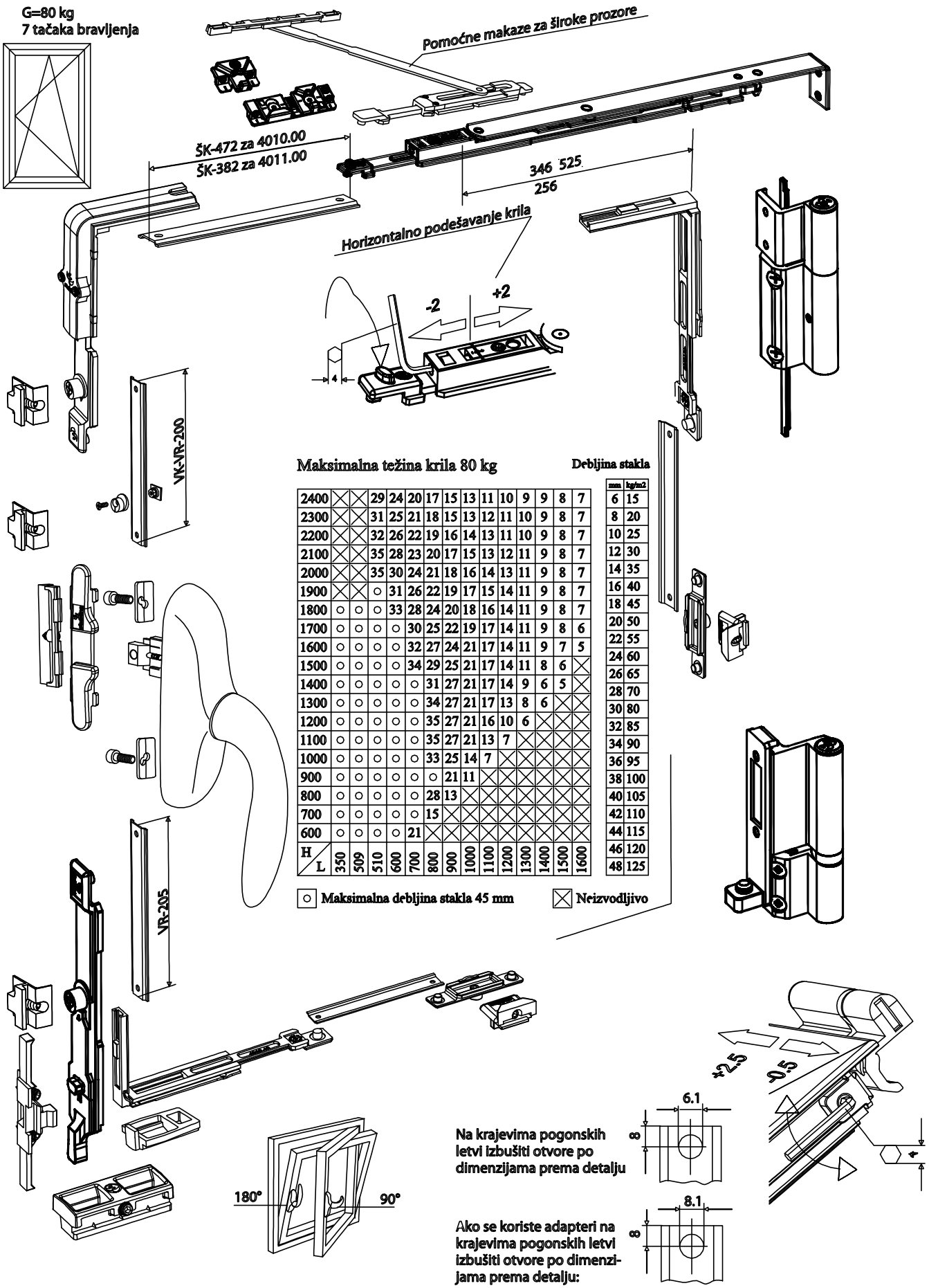

Maksimalna težina krila 80 kg

H / L	350	509	510	600	700	800	900	1000	1100	1200	1300	1400	1500	1600
2400	X	X	29	24	20	17	15	13	11	10	9	9	8	7
2300	X	X	31	25	21	18	15	13	12	11	10	9	8	7
2200	X	X	32	26	22	19	16	14	13	11	10	9	8	7
2100	X	X	35	28	23	20	17	15	13	12	11	9	8	7
2000	X	X	35	30	24	21	18	16	14	13	11	9	8	7
1900	X	X	o	31	26	22	19	17	15	14	11	9	8	7
1800	o	o	o	33	28	24	20	18	16	14	11	9	8	7
1700	o	o	o	o	30	25	22	19	17	14	11	9	8	6
1600	o	o	o	o	32	27	24	21	17	14	11	9	7	5
1500	o	o	o	o	34	29	25	21	17	14	11	8	6	X
1400	o	o	o	o	o	31	27	21	17	14	9	6	5	X
1300	o	o	o	o	o	34	27	21	17	13	8	6	X	X
1200	o	o	o	o	o	35	27	21	16	10	6	X	X	X
1100	o	o	o	o	o	35	27	21	13	7	X	X	X	X
1000	o	o	o	o	o	33	25	14	7	X	X	X	X	X
900	o	o	o	o	o	o	21	11	X	X	X	X	X	X
800	o	o	o	o	o	28	13	X	X	X	X	X	X	X
700	o	o	o	o	o	15	X	X	X	X	X	X	X	X
600	o	o	o	o	21	X	X	X	X	X	X	X	X	X

Debljina stakla

mm	kg/m2
6	15
8	20
10	25
12	30
14	35
16	40
18	45
20	50
22	55
24	60
26	65
28	70
30	80
32	85
34	90
36	95
38	100
40	105
42	110
44	115
46	120
48	125

o **Maksimalna debljina stakla 45 mm** X **Neizvodljivo**

134.006.xx-OTKLOPNI MEHANIZAM (VENTUS)-Stublina (art.4020.00)

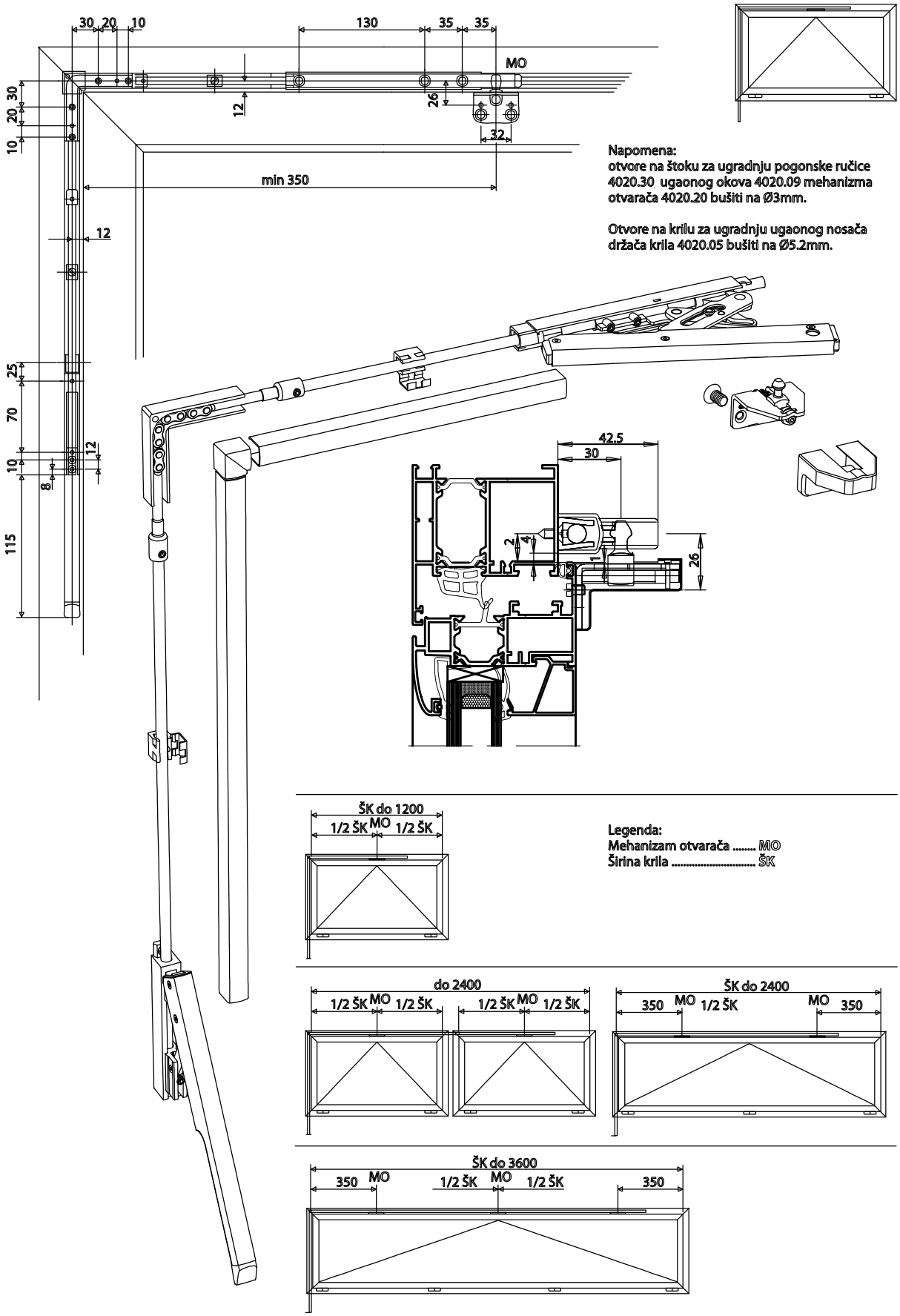

Napomena:
otvore na štoku za ugradnju pogonske ručice 4020.30 ugaonog okova 4020.09 mehanizma otvarača 4020.20 bušiti na Ø3mm.

Otvore na krilu za ugradnju ugaonog nosača držača krila 4020.05 bušiti na Ø5.2mm.

Legenda:
Mehanizam otvarača ..... MO
Širina krila ..... ŠK

134.001-Komplet okova za fiksiranje pomoćnog krila)-Stublina (art.4001.00)

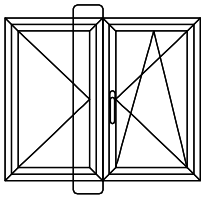

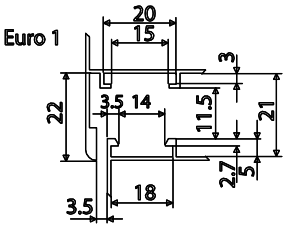

134.017-Komplet okova za fiksiranje pomoćnog krila)-Stublina (art.4005.00)

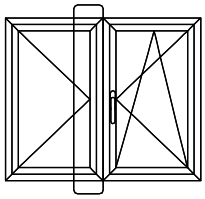

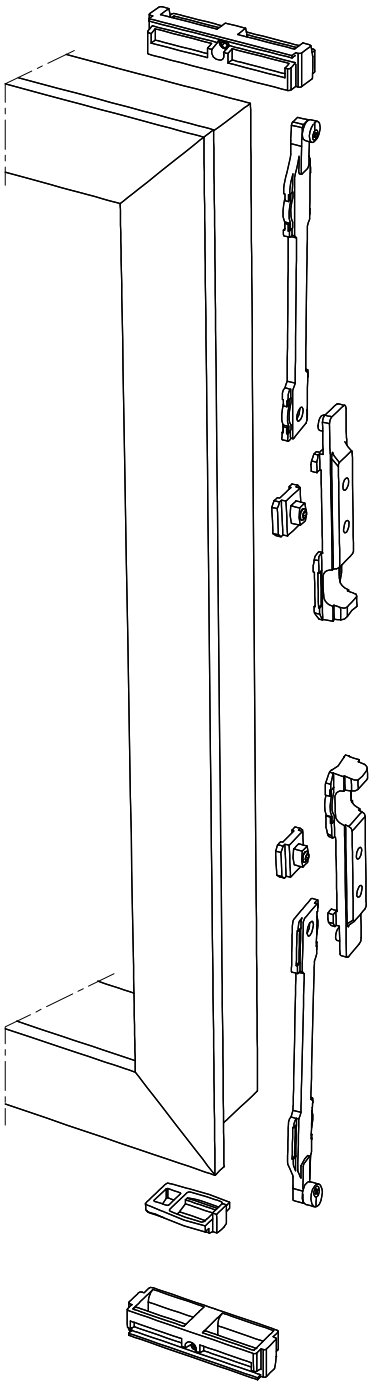

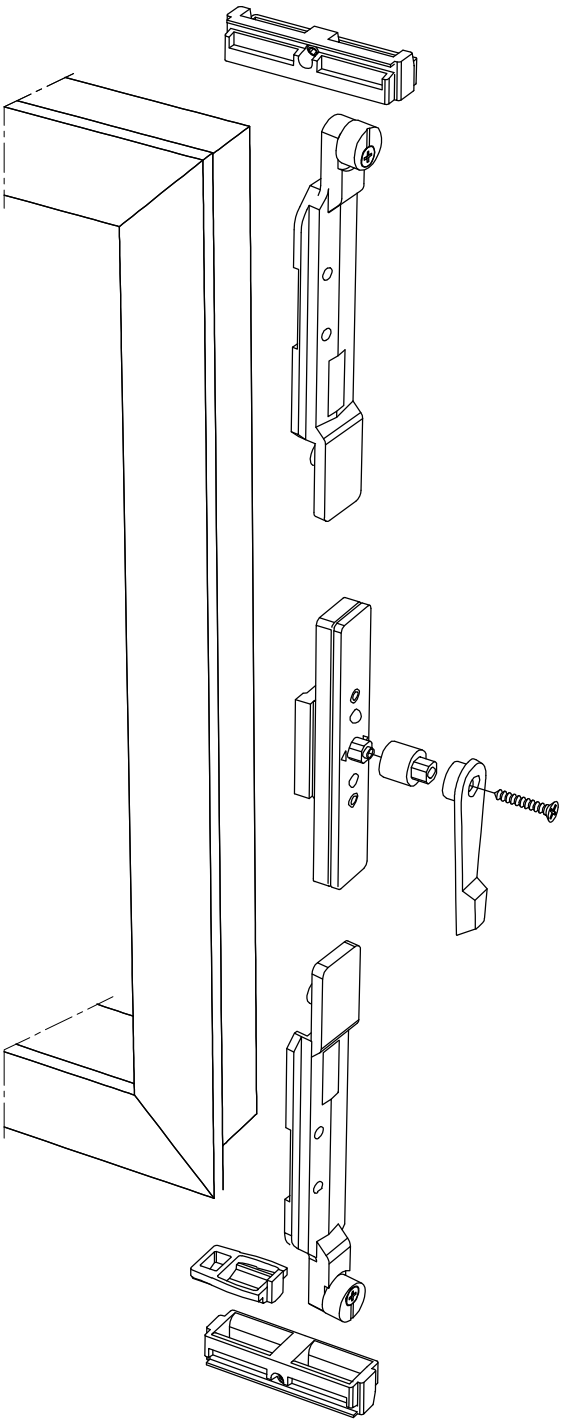

133.105-SKRIVENI OTKLOPNO-ZAOKRETNI MEHANIZAM-Notter (Al 15 vdl)

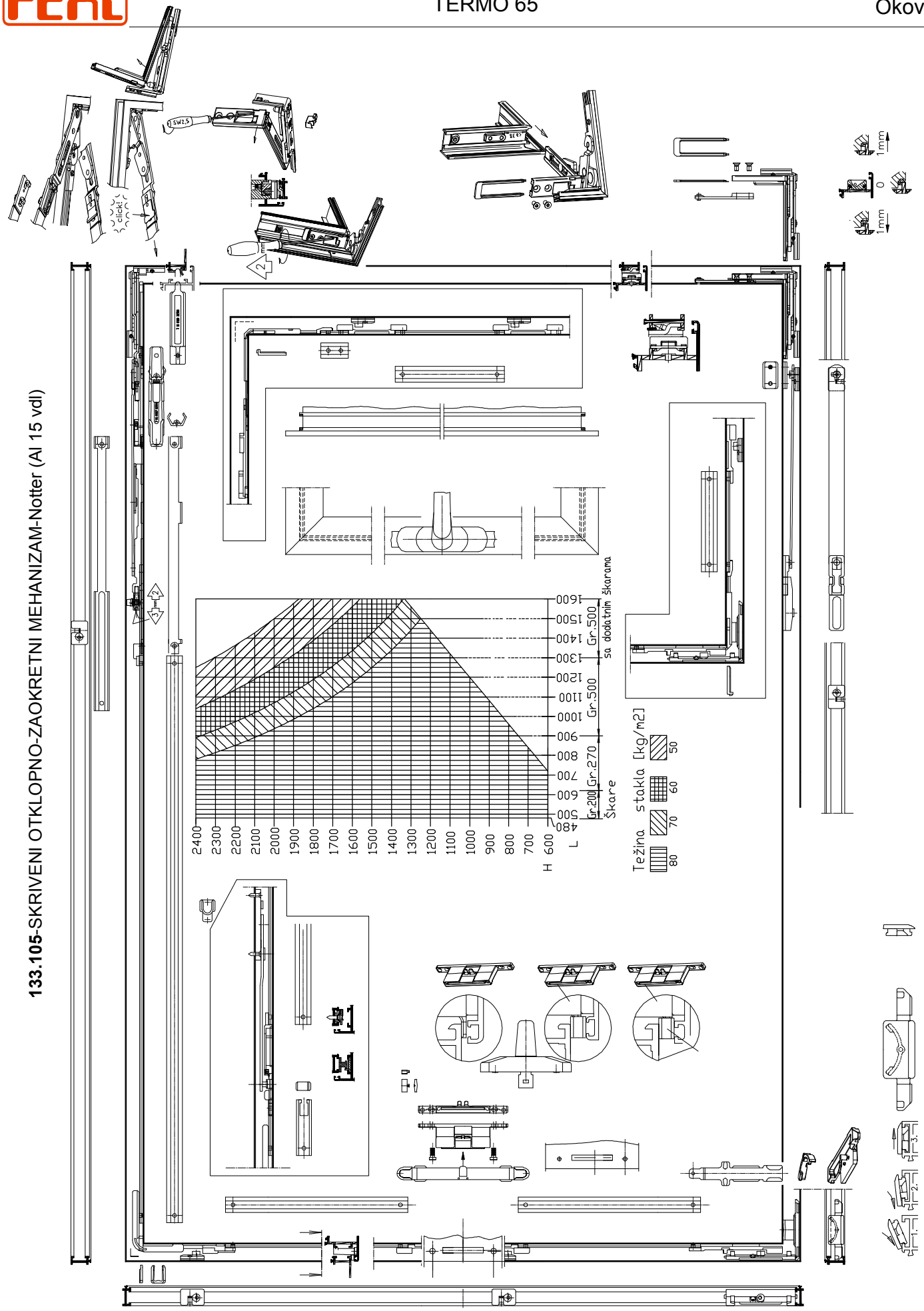

OTKLOPNO KLIZNI MEHANIZAM - NOTTER

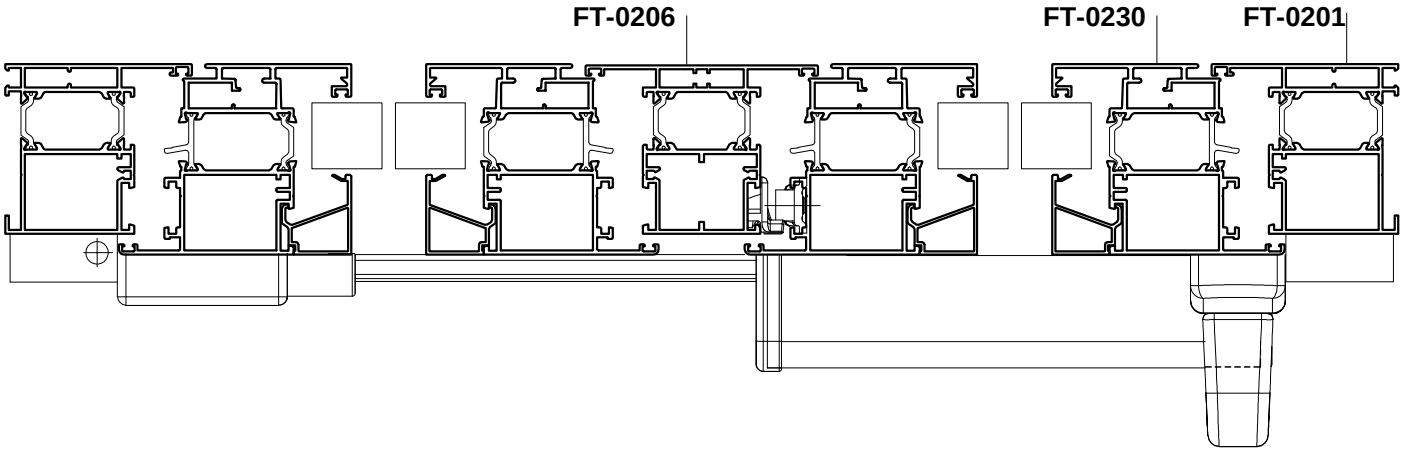

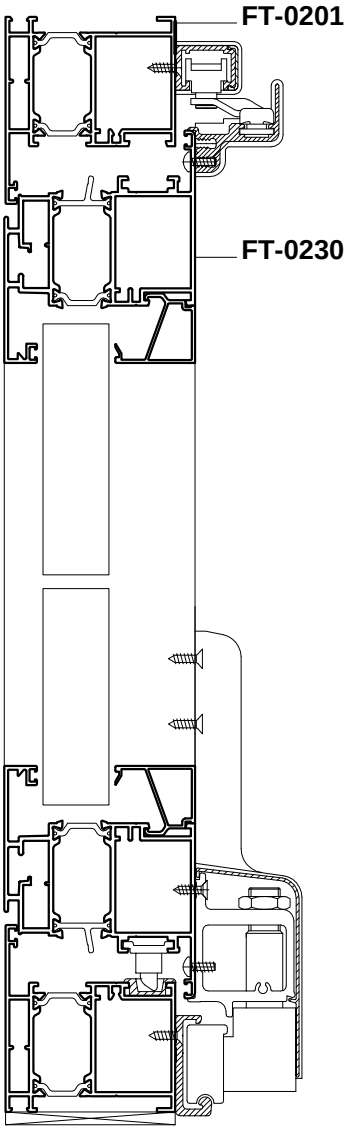

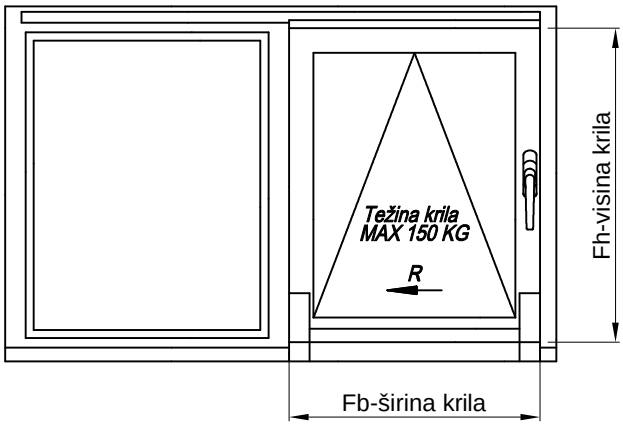

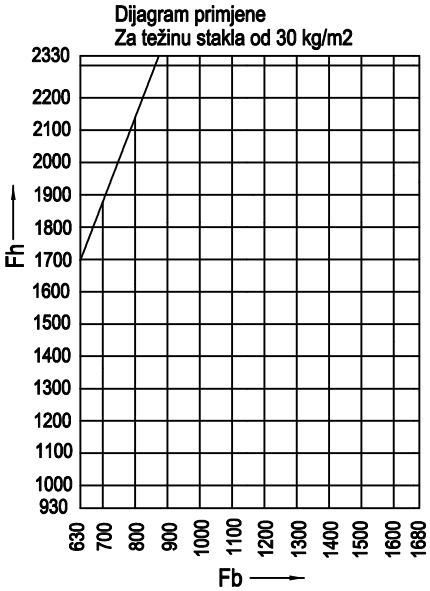

OTKLOPNO KLIZNI MEHANIZAM - NOTTER

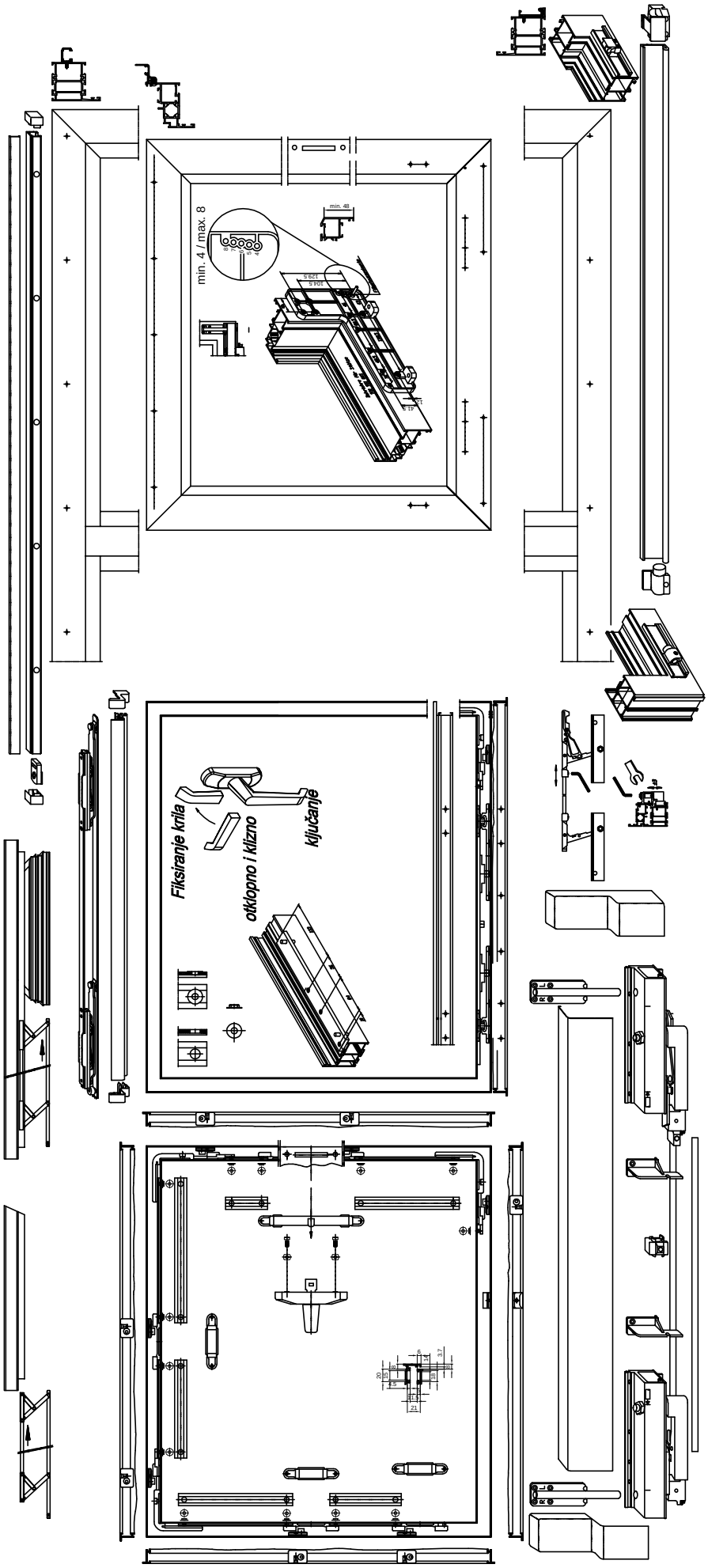

CODE	Izgled-presjek	Opis	Materijal	Nap.
331.001	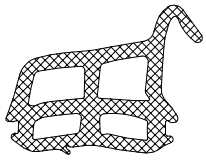	- Srednja brtva - Stara oznaka 210.001.099 (SB65-01)	EPDM	61
321.001		- Brtva u krilu - Stara oznaka 210.001.090 (Z106)	EPDM	61
311.001	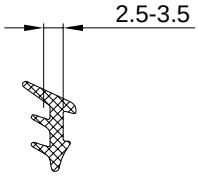	- Brtva prema staklu /unutarnja/ - Stara oznaka 210.001.125 (921)	EPDM	71
311.002	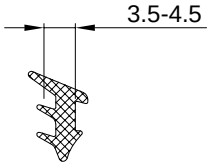	-Brtva prema staklu /unutarnja/ - Stara oznaka 210.001.123 (918)	EPDM	71
321.002	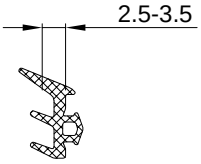	- Brtva prema staklu /vanjska/ - Stara oznaka 210.001.140 (Z111)	EPDM	61
321.003	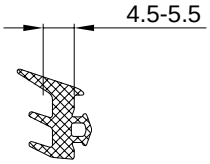	- Brtva prema staklu /vanjska/ - Stara oznaka 210.001.142 (Z113)	EPDM	61

CODE	Izgled-presjek	Opis	Materijal	Nap.
311.003		- Brtva prema staklu /unutarnja,nosi 3-4 mm/	EPDM	71
311.004	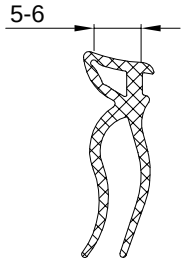	- Brtva prema staklu /unutarnja,nosi 5-6 mm/	EPDM	71
311.005		- Brtva prema staklu /unutarnja,nosi 7-8 mm/	EPDM	71
344.011	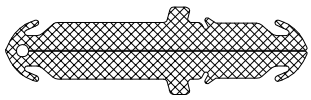	- Brtva za vezu-dilatacija profila FT-0226 H - Stara oznaka 02781/S	EPDM	71
311.007 **311.008** **311.009** **311.010**		-Brtva prema staklu /unutarnja/ - Stare oznake UP-5 nove oznake 311.007 UP-6 311.008 UP-7 311.009 UP-8 311.010	EPDM	71
344.042	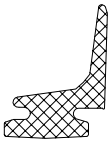	- Brtva prema pragu	EPDM	65

CODE	Izgled-presjek	Opis	Materijal	Nap.
321.004	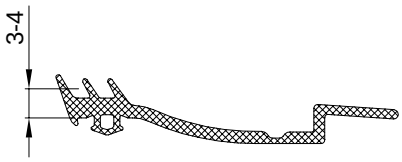	- Brtva prema staklu /vanjska/ - Stara oznaka SB85-S1	EPDM	71
314.001		- Brtva u ramu-smanjuje ulazak kapljevina u prozor - Stara oznaka Z-10	TPE	65
345.001	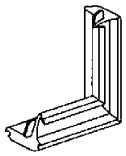	- Kutnik srednje brtve SB65-01 - otvaranje unutra L=50x50 - Stara oznaka SB65-K1	EPDM	65
521.001	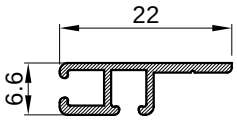	- Držač četkaste brtve L=2500 mm - Stara oznaka Z 801	Al.	
347.001	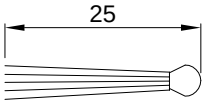	- Četkasta brtva L=2500 mm - Stara oznaka Z 802		
348.001	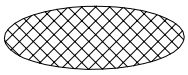	- Ispuna po opsegu stakla- **CLIMAFILL** - Stara oznaka CLIMAFILL	PP	

CODE	Izgled-presjek	Opis	Materijal	Nap.
348.002	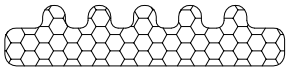	- Ispuna po opsegu stakla sa ljepljivom trakom- **NOMAFLEX**	XPE	
347.003		Četkasta brtva 7x9 -Stara oznaka: PB*HFC	EPDM	
344.087	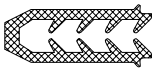	-Brtva za profil FT-0231	TPE	70 ShA

Vanjske brtve		Unutarnja brtva
321.003 (Z113)	321.002 (Z111)	311.002 (918)
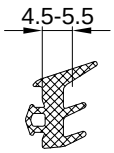	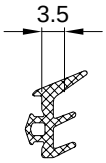	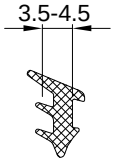

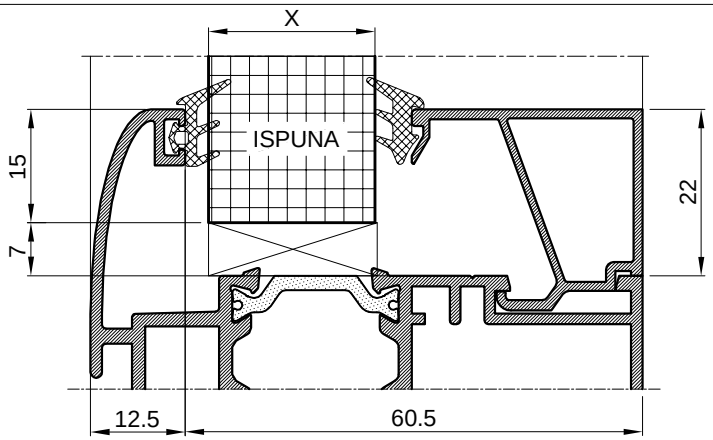

Ispuna X	Vanjska brtva	Unutarnja brtva	LAJSNE ZA STAKLO			
10-11	321.003	311.002				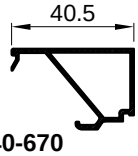 Z40-670
12	321.002	311.002				
15-16	321.003	311.002	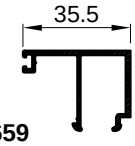 Z40-659			 Z40-669
17	321.002	311.002				
20-21	321.003	311.002	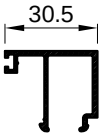 Z40-653	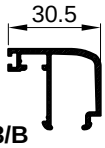 Z40-653/B	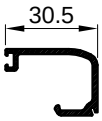 Z40-661	 Z40-668
22	321.002	311.002				
25-26	321.003	311.002	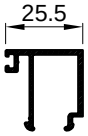 Z40-658			 Z40-667
27	321.002	311.002				
30-31	321.003	311.002	 Z40-644	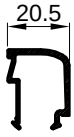 Z40-646	 Z40-648	 Z40-666
32	321.002	311.002				
35-36	321.003	311.002	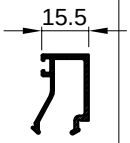 M45-709	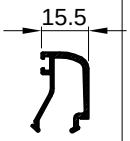 M45-740	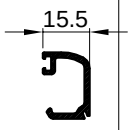 Z40-662	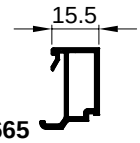 Z40-665
37	321.002	311.002				
40-41	321.003	311.002	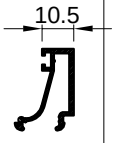 Z40-636	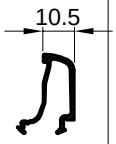 Z40-647	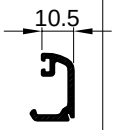 Z40-649	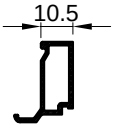 Z40-664
42	321.002	311.002				
45-46	321.003	311.002	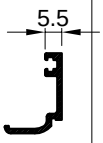 Z40-656			
47	321.002	311.002				
49-50	321.003	311.002	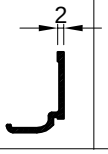 Z40-660			
51	321.002	311.002				

Vanjska brtva	Unutarnja brtve		
321.004	311.003	311.004	311.005
			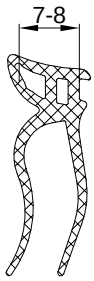

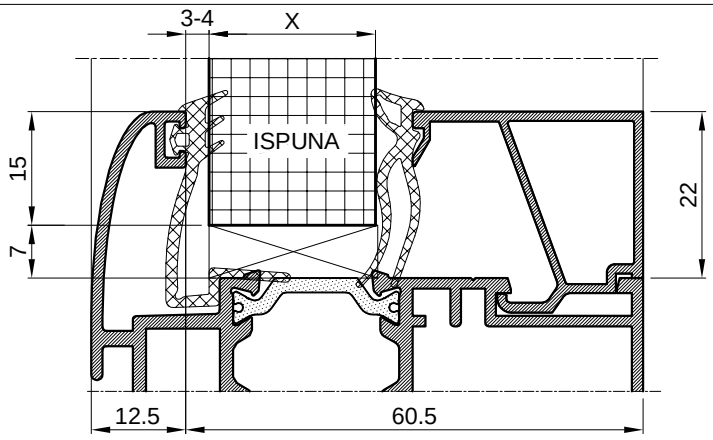

Ispuna X	Vanjska brtva	Unutarnja brtva	LAJSNE ZA STAKLO			
9	321.004	311.005				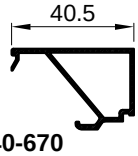 40.5 Z40-670
10-11	321.004	311.004				
12-13	321.004	311.003				
14	321.004	311.005	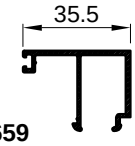 35.5 Z40-659			 35.5 Z40-669
15-16	321.004	311.004				
17-18	321.004	311.003				
19	321.004	311.005	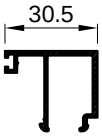 30.5 Z40-653	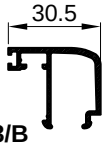 30.5 Z40-653/B	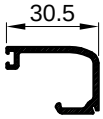 30.5 Z40-661	 30.5 Z40-668
20-21	321.004	311.004				
22-23	321.004	311.003				
24	321.004	311.005	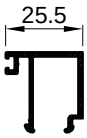 25.5 Z40-658			 25.5 Z40-667
25-26	321.004	311.004				
27-28	321.004	311.003				
29	321.004	311.005	 20.5 Z40-644	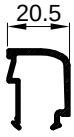 20.5 Z40-646	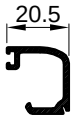 20.5 Z40-648	 20.5 Z40-666
30-31	321.004	311.004				
32-33	321.004	311.003				
34	321.004	311.005	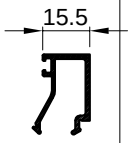 15.5 M45-709	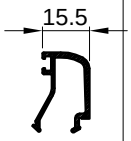 15.5 M45-740	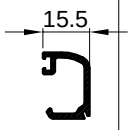 15.5 Z40-662	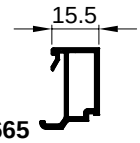 15.5 Z40-665
35-36	321.004	311.004				
37-38	321.004	311.003				
39	321.004	311.005	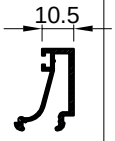 10.5 Z40-636	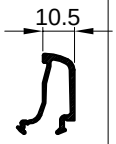 10.5 Z40-647	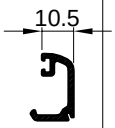 10.5 Z40-649	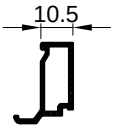 10.5 Z40-664
40-41	321.004	311.004				
42-43	321.004	311.003				
44	321.004	311.005	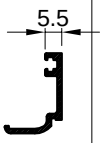 5.5 Z40-656			
45-46	321.004	311.004				
47-48	321.004	311.003				
49-50	321.004	311.004	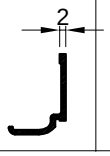 2 Z40-660			
51	321.004	311.003				

PREPORUKE ZA RASPORED PODMETAČA KOD UGRADNJE ELEMENATA ZA ISPUNU

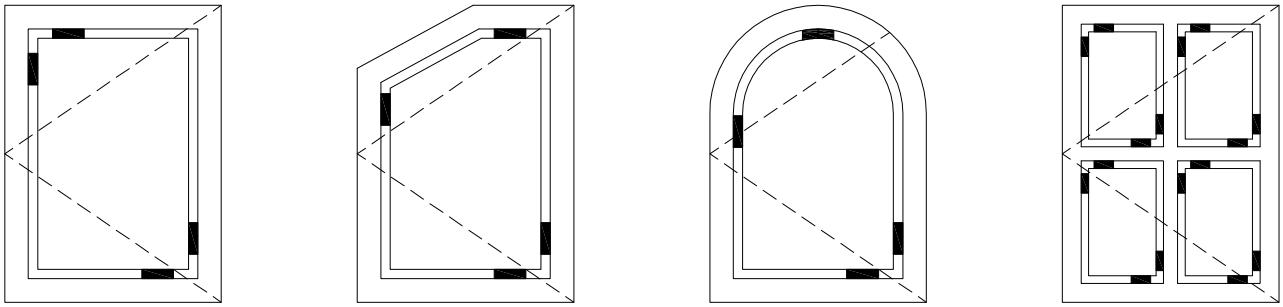

zaokretno

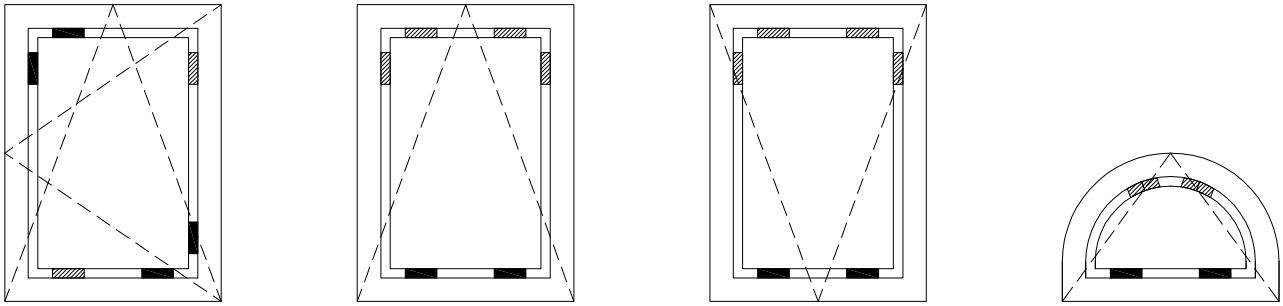

otklopno-zaokretno

otklopno

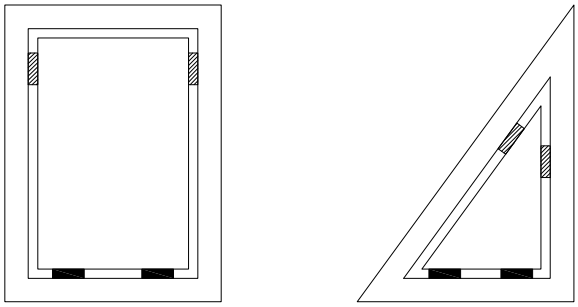

fiksno

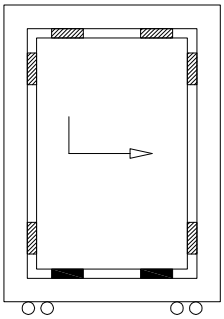

otklopno klizno

nosivi podmetač

odstojni podmetač

Materijal podmetača: pvc

PREPORUKA:

Uslijed elastičnosti, dilatacije te drugih utjecaja često dolazi do povlačenja (skupljanja) brtve prema staklu u žlijebu, što dovodi do prodora vode u profil.

Preporučuje se lijepljenje kraja brtve ljepilima za metal i EPDM (npr.trenutno ljepilo Loctite 4090)-prema skici.

Odnosi se na sve brtve koje se uvlače u žlijeb.

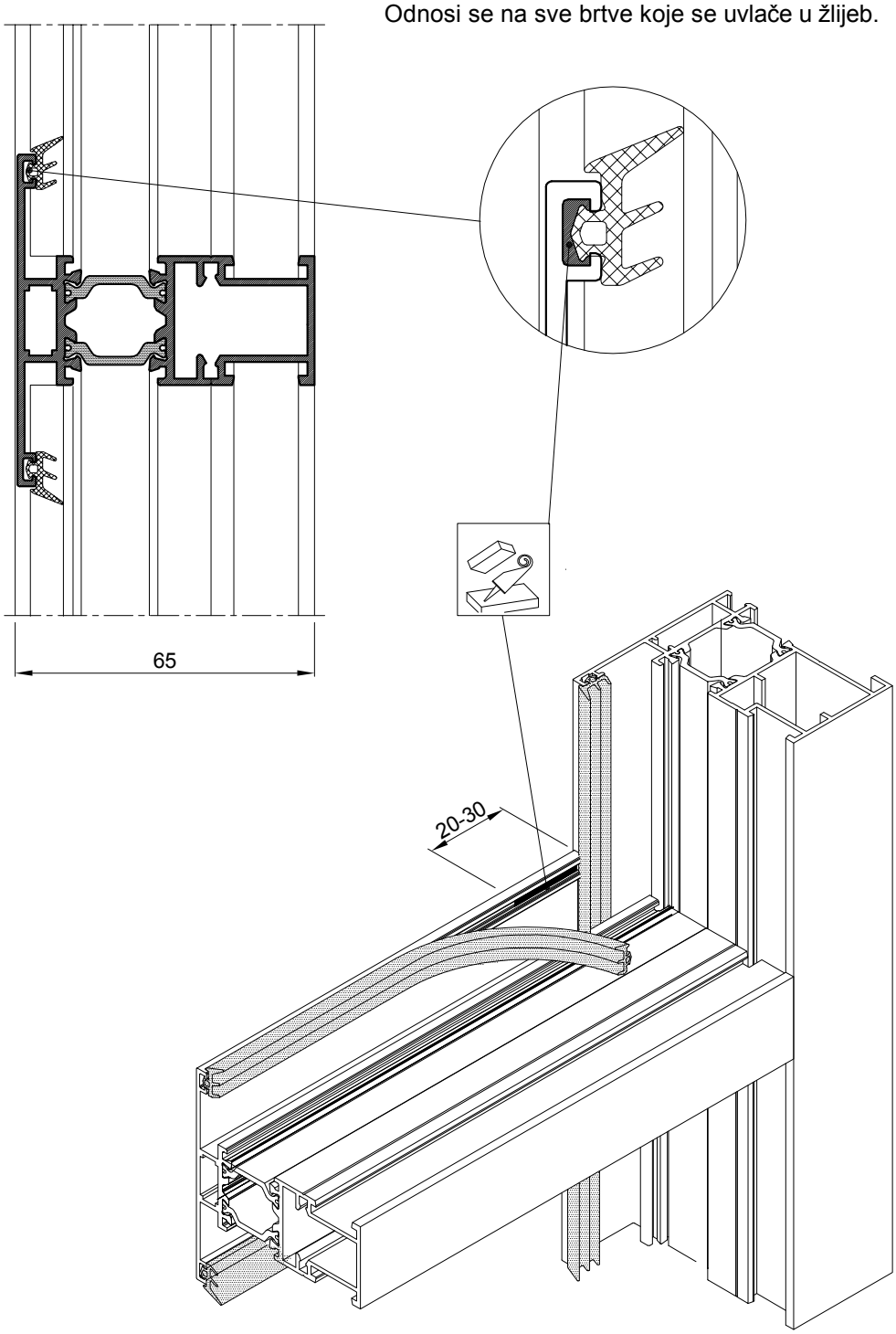

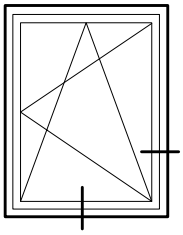

str. 905.001
str. 905.002

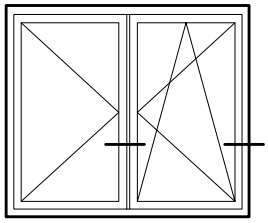

str. 905.003

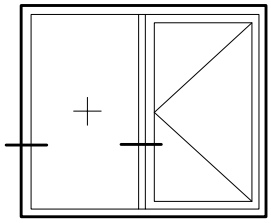

str. 905.004

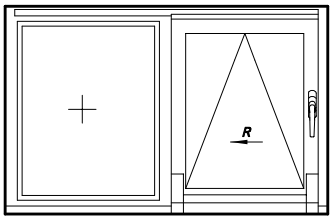

str. 905.005

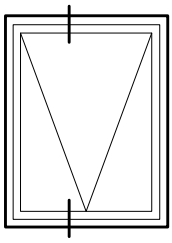

str. 905.006

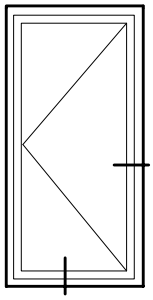

str. 905.007
str. 905.008
str. 905.009

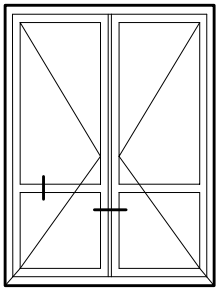

str. 905.010

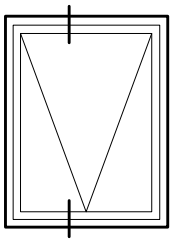

str. 905.011

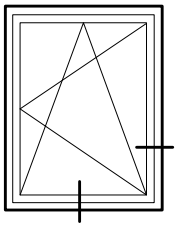

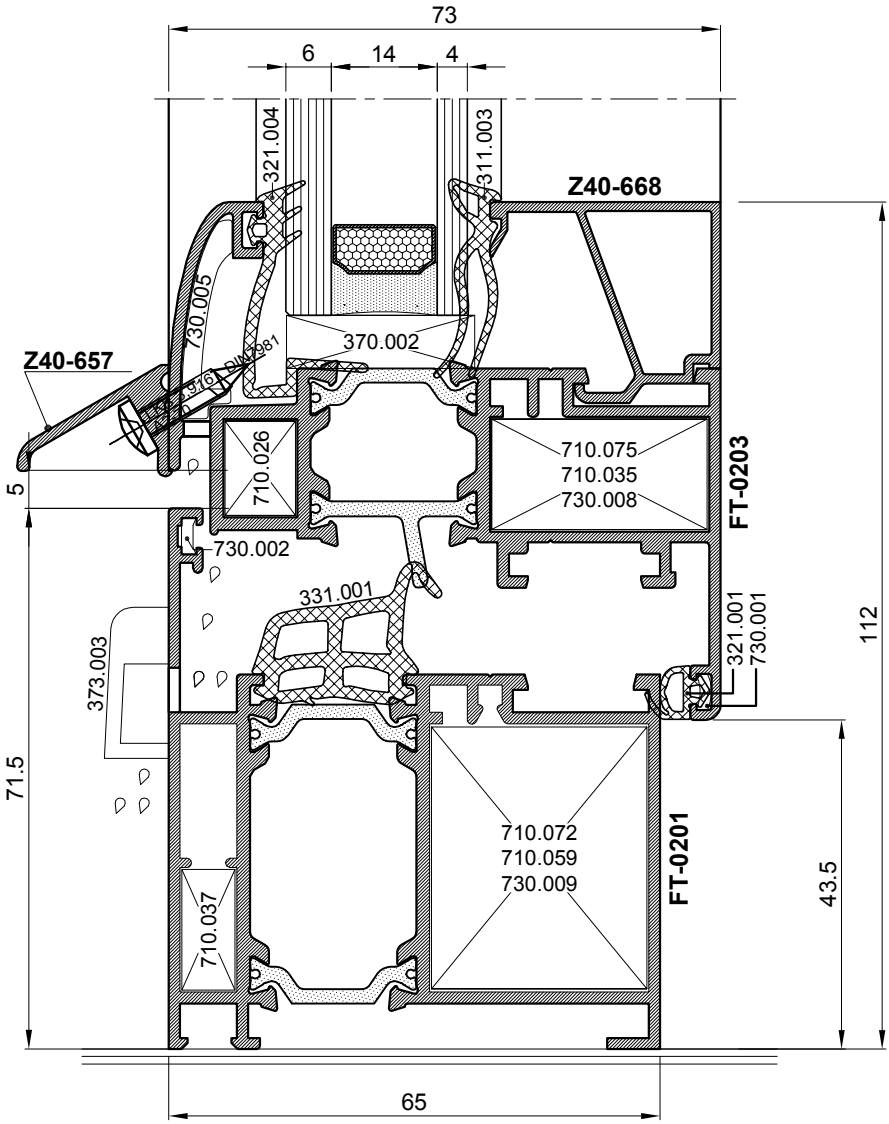
73
6
14
4
321.004
311.003
Z40-668
730.005
370.002
Z40-657
710.026
710.075
710.035
730.008
FT-0203
5
730.002
331.001
321.001
730.001
112
373.003
71.5
710.072
710.059
730.009
FT-0201
710.037
43.5
65

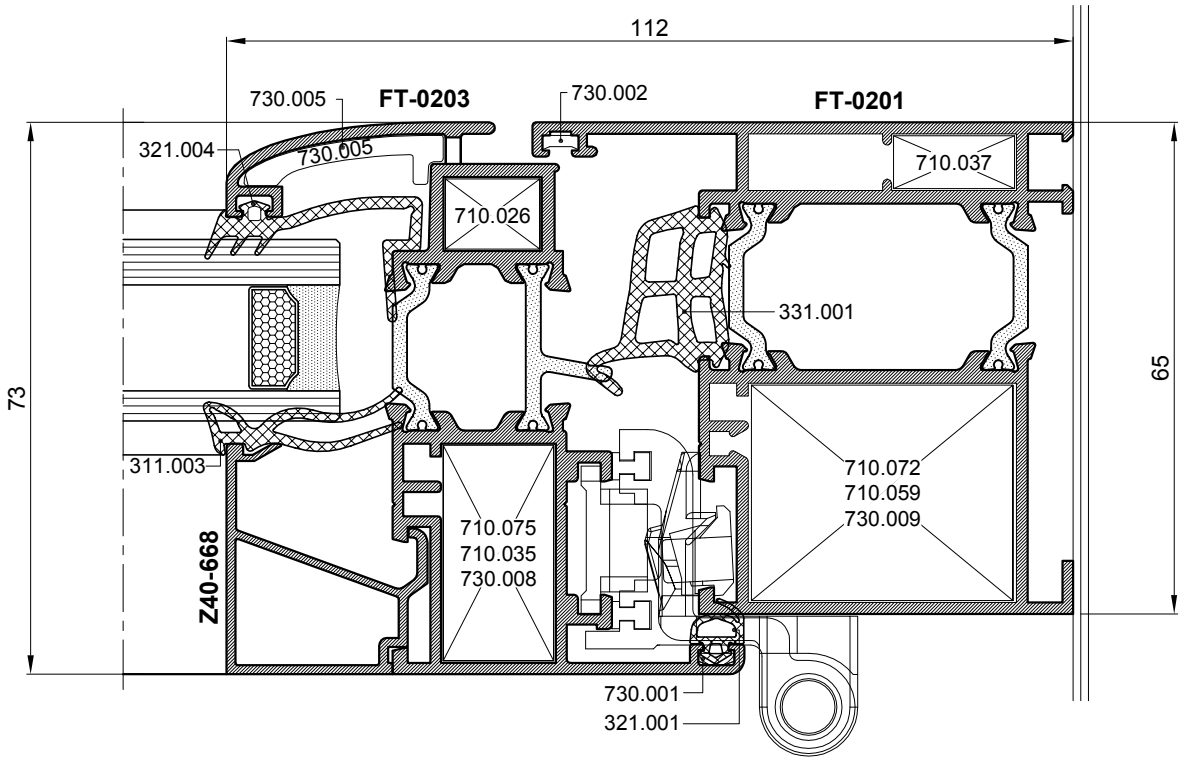
112
730.005
FT-0203
730.002
FT-0201
321.004
730.005
710.037
710.026
331.001
73
65
311.003
710.072
710.059
730.009
710.075
710.035
730.008
Z40-668
730.001
321.001

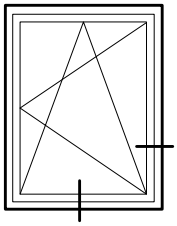

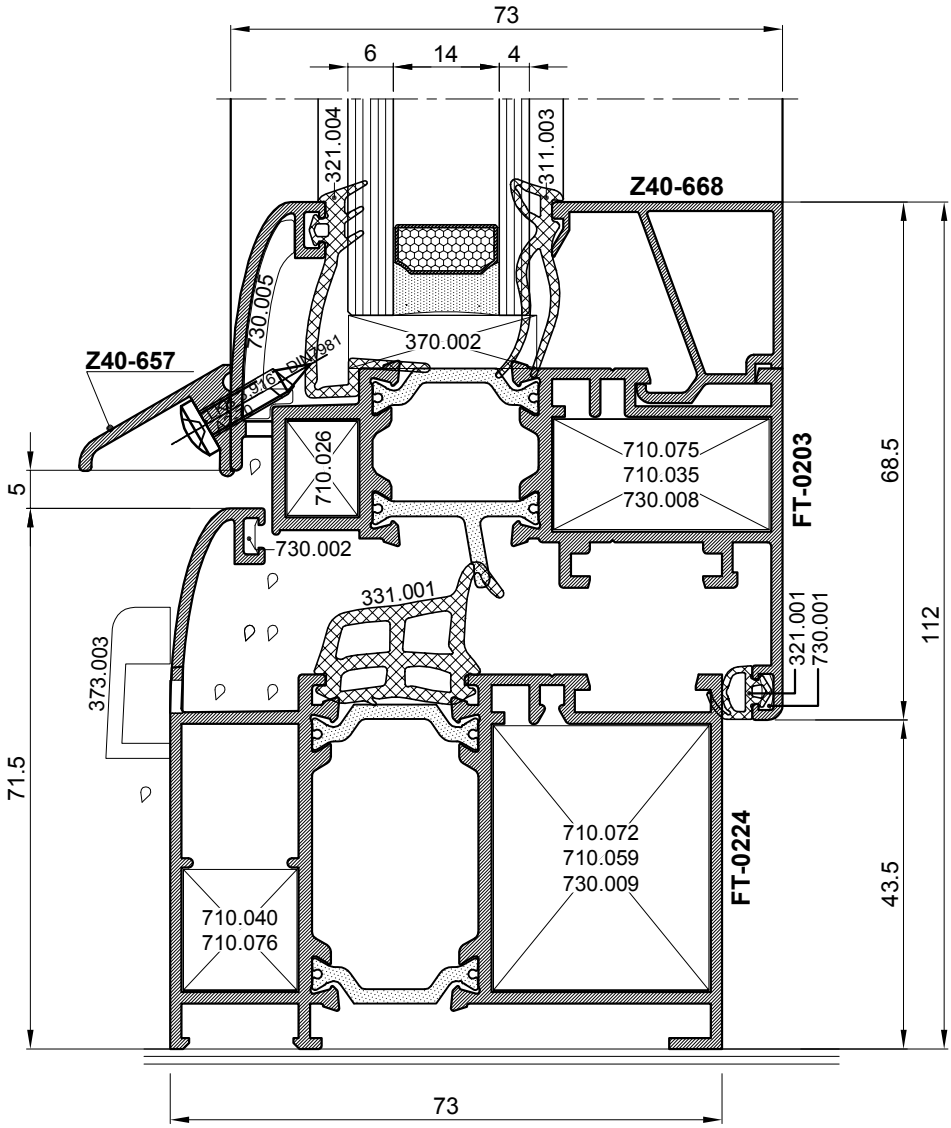
73
6
14
4
321.004
311.003
Z40-668
730.005
370.002
Z40-657
710.026
710.075
710.035
730.008
FT-0203
68.5
5
730.002
331.001
321.001
730.001
112
373.003
71.5
710.072
710.059
730.009
FT-0224
43.5
710.040
710.076
73

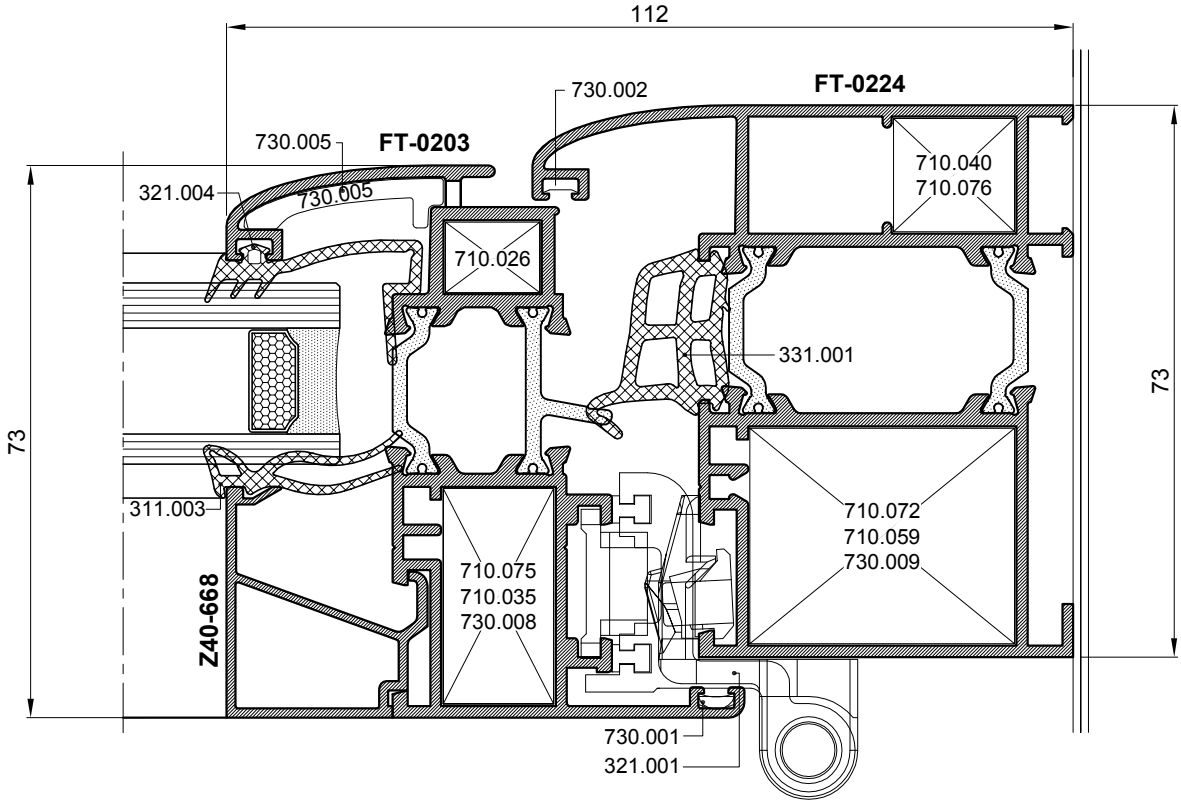
112
730.002
FT-0224
730.005
FT-0203
321.004
730.005
710.040
710.076
710.026
331.001
73
73
311.003
710.072
710.059
730.009
710.075
710.035
730.008
Z40-668
730.001
321.001

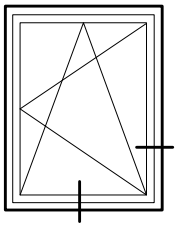

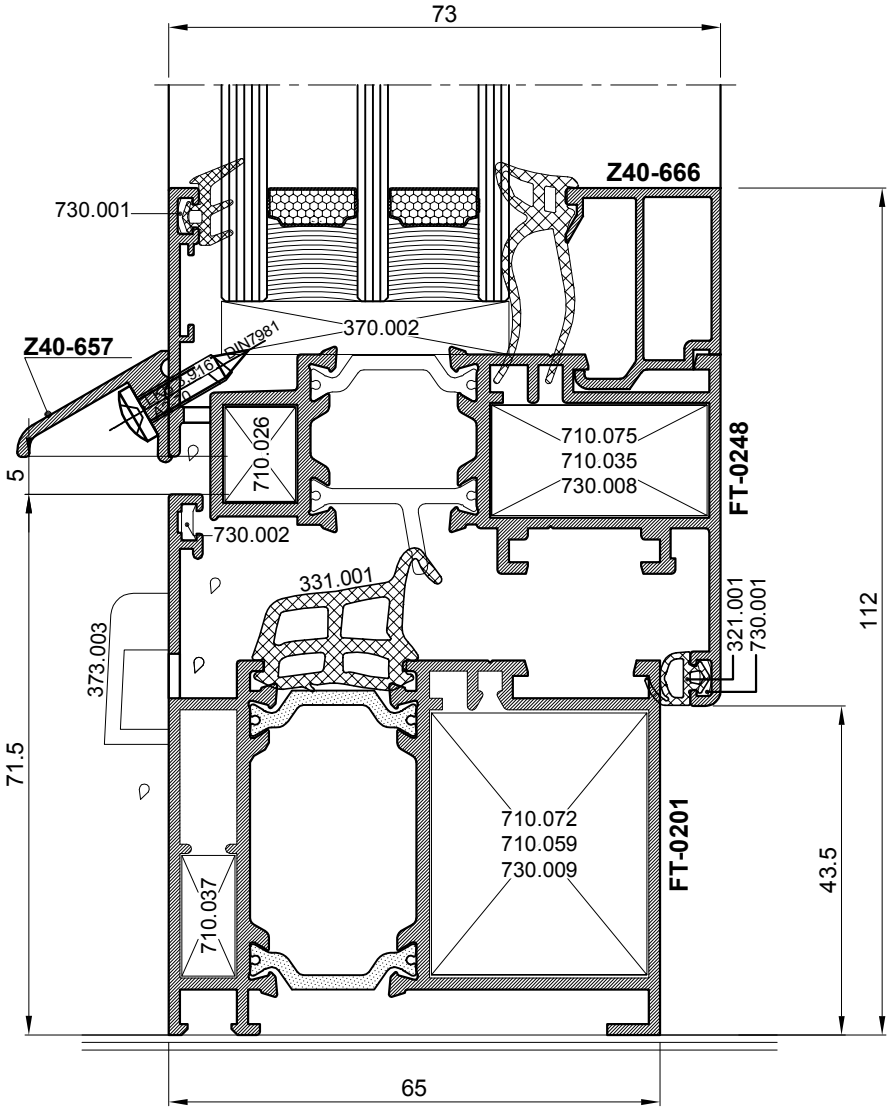
73
Z40-666
730.001
370.002
Z40-657
710.026
710.075
710.035
730.008
FT-0248
5
730.002
331.001
321.001
730.001
112
373.003
71.5
710.072
710.059
730.009
FT-0201
710.037
43.5
65

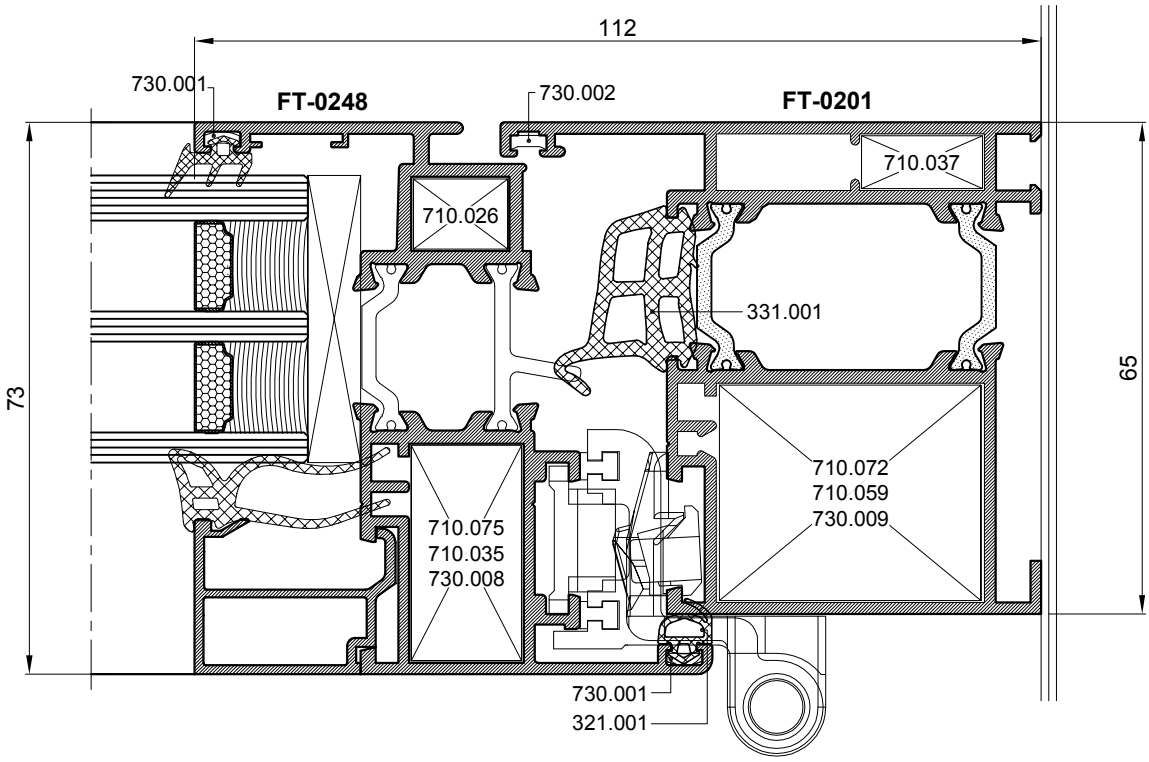
112
730.001
FT-0248
730.002
FT-0201
710.037
710.026
331.001
73
65
710.072
710.059
730.009
710.075
710.035
730.008
730.001
321.001

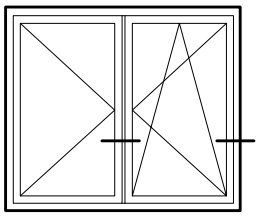

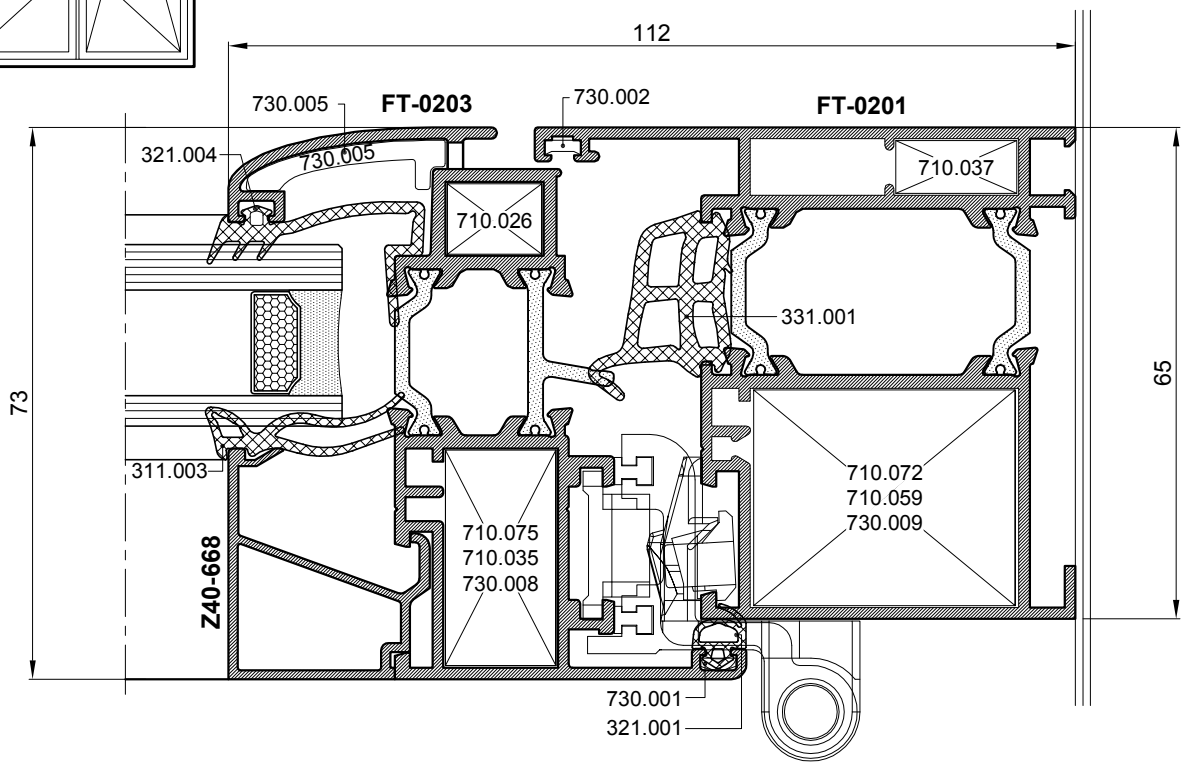
112
730.005
FT-0203
730.002
FT-0201
321.004
730.005
710.037
710.026
331.001
73
65
311.003
710.072
710.059
730.009
710.075
710.035
730.008
Z40-668
730.001
321.001

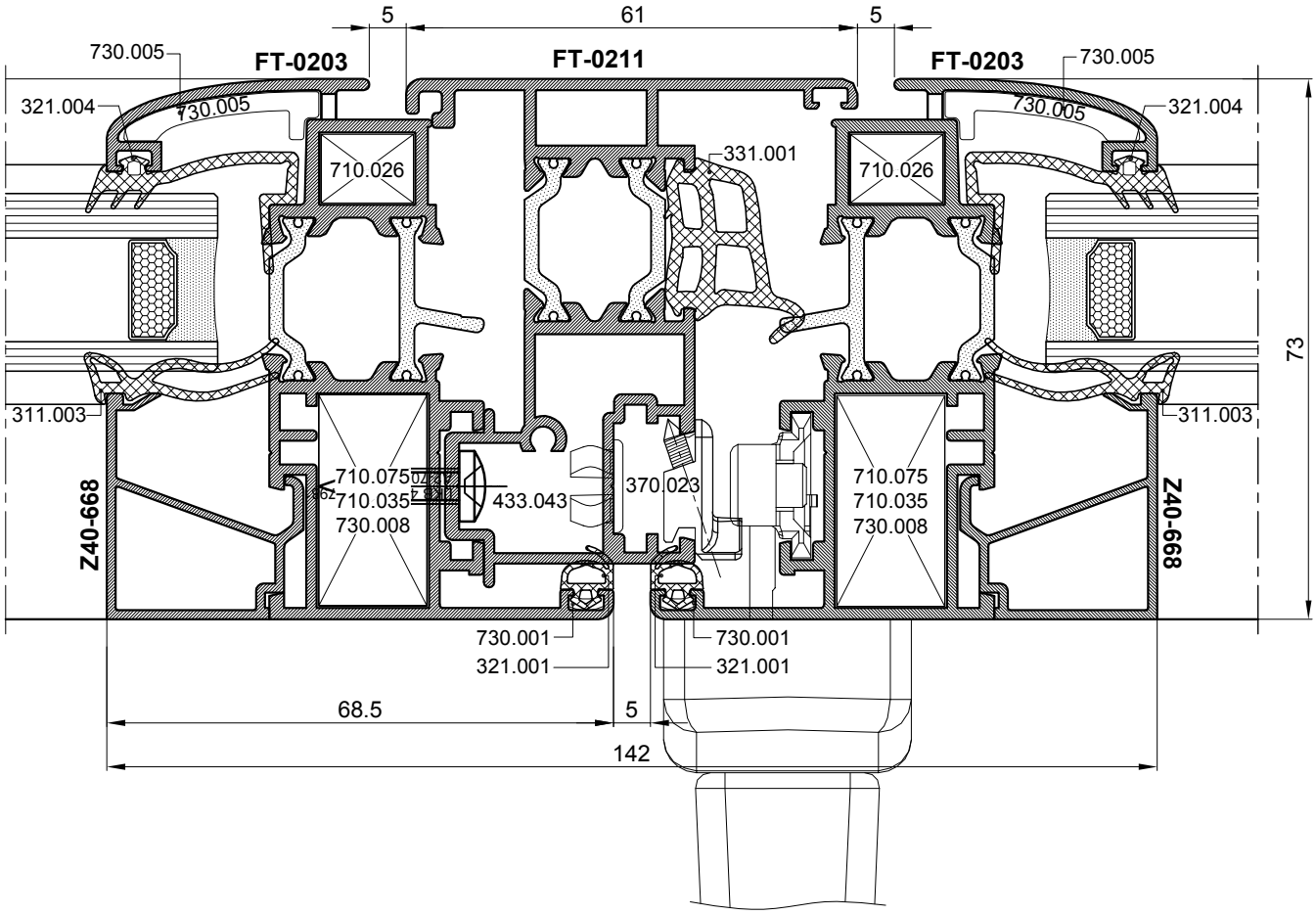
5
61
5
730.005
FT-0203
FT-0211
FT-0203
730.005
321.004
730.005
730.005
321.004
710.026
331.001
710.026
73
311.003
311.003
710.075
710.035
730.008
433.043
370.023
710.075
710.035
730.008
Z40-668
Z40-668
730.001
321.001
730.001
321.001
68.5
5
142

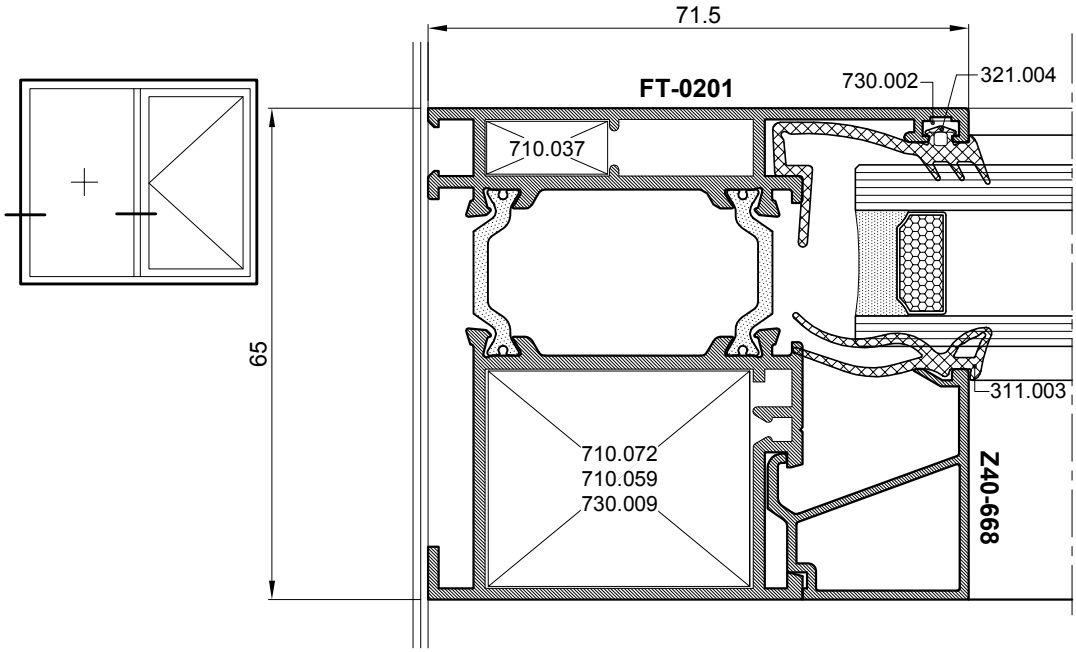
71.5
FT-0201
730.002
321.004
710.037
65
311.003
710.072
710.059
730.009
Z40-668

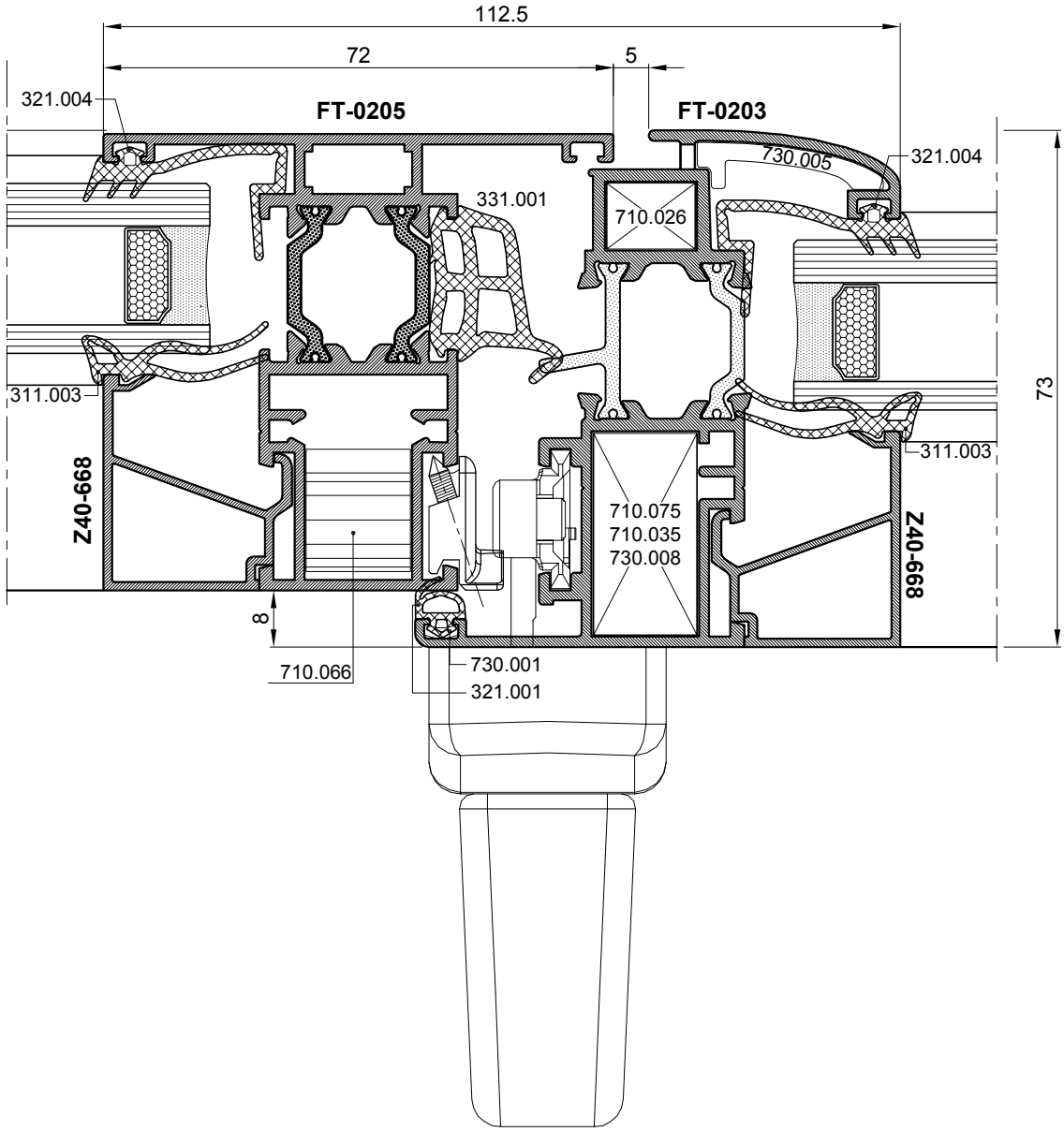
112.5
72
5
321.004
FT-0205
FT-0203
730.005
321.004
331.001
710.026
311.003
73
311.003
Z40-668
710.075
710.035
730.008
Z40-668
8
710.066
730.001
321.001

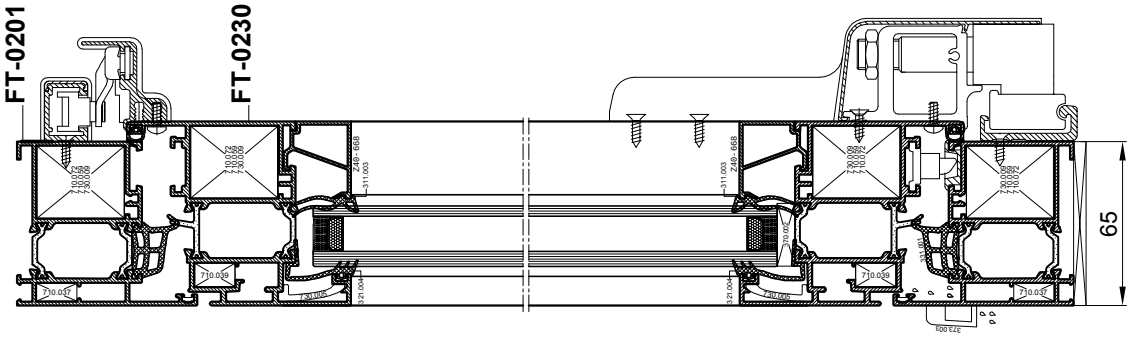

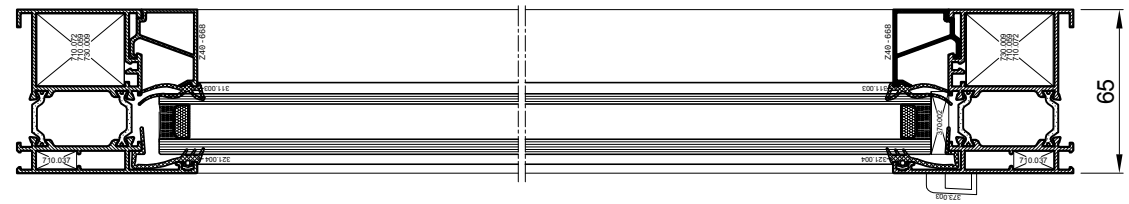

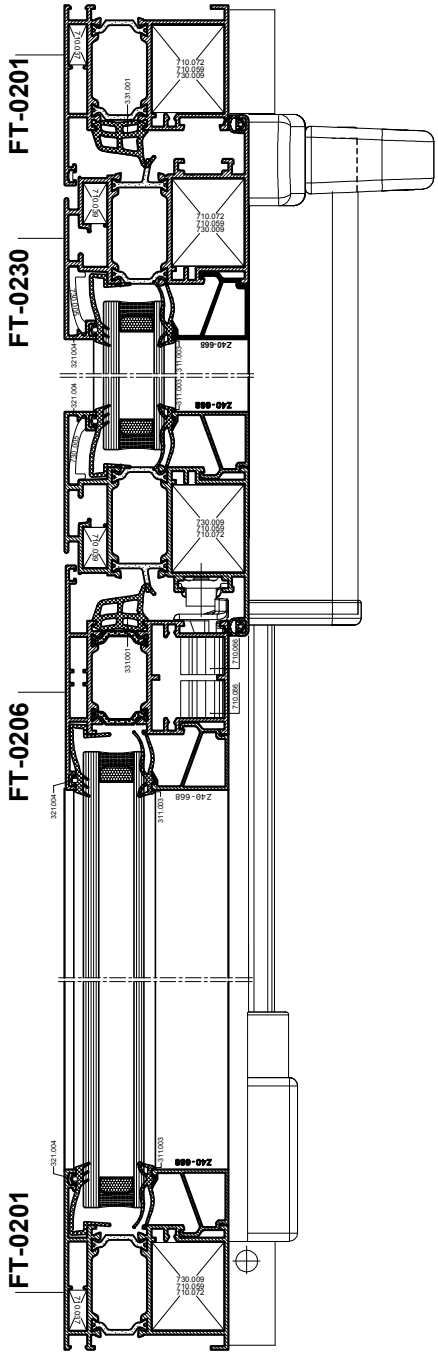

OTKLOPNO KLIZNI PROZOR - DESNI
-Mehanizam NOTTER

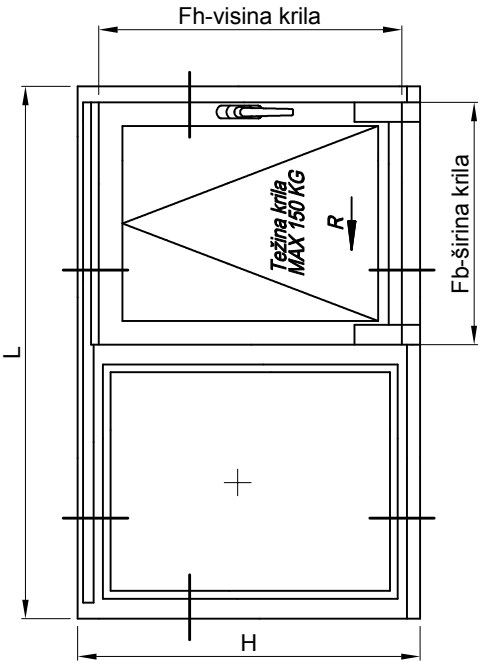

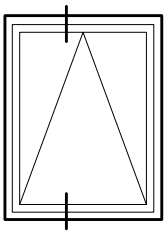

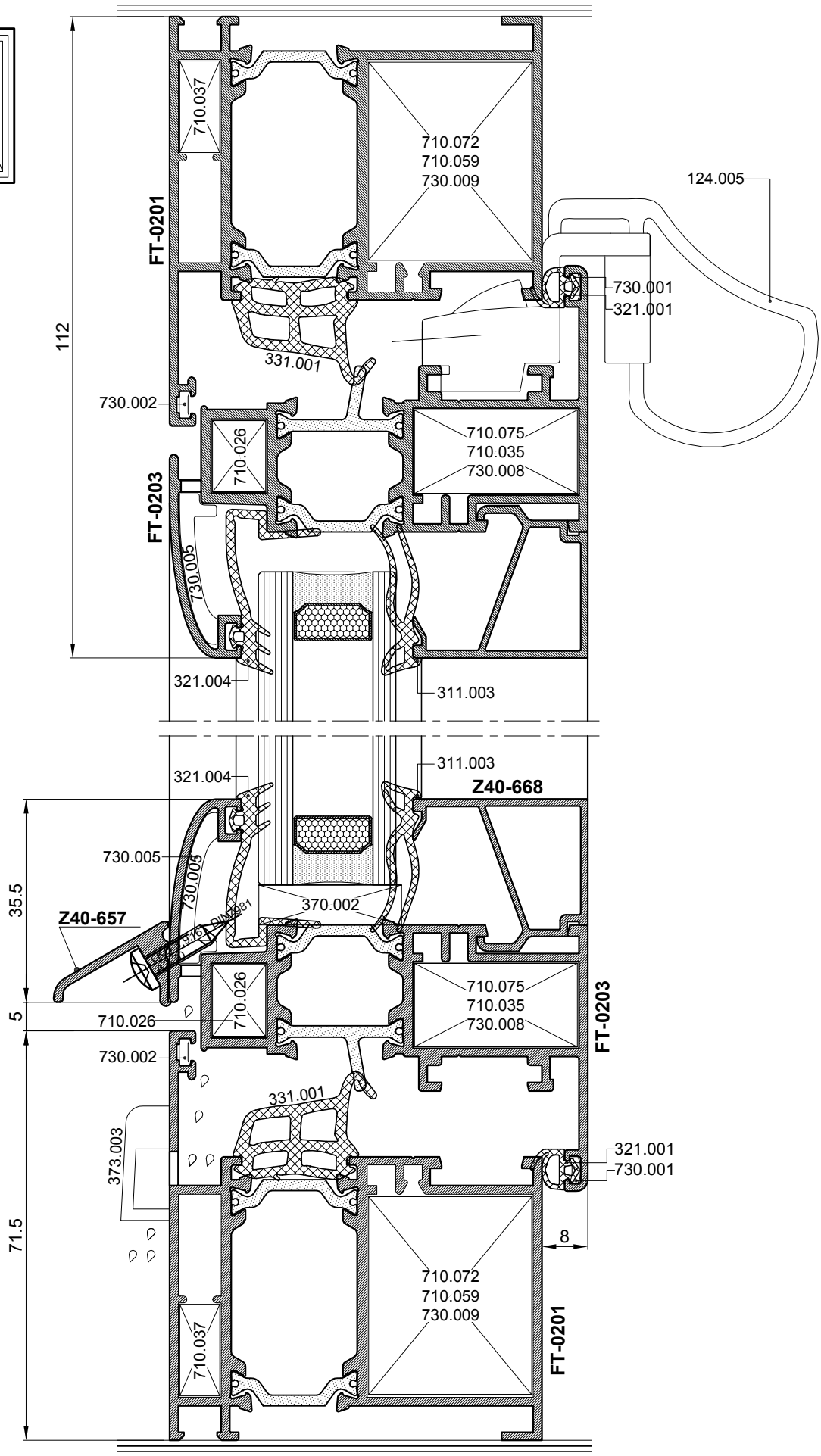
710.037
710.072
710.059
730.009
124.005
FT-0201
730.001
321.001
112
331.001
730.002
710.026
710.075
710.035
730.008
FT-0203
730.005
321.004
311.003
311.003
321.004
Z40-668
730.005
730.003
35.5
370.002
Z40-657
710.026
710.075
710.035
730.008
FT-0203
5
710.026
730.002
331.001
373.003
321.001
730.001
71.5
8
710.072
710.059
730.009
710.037
FT-0201

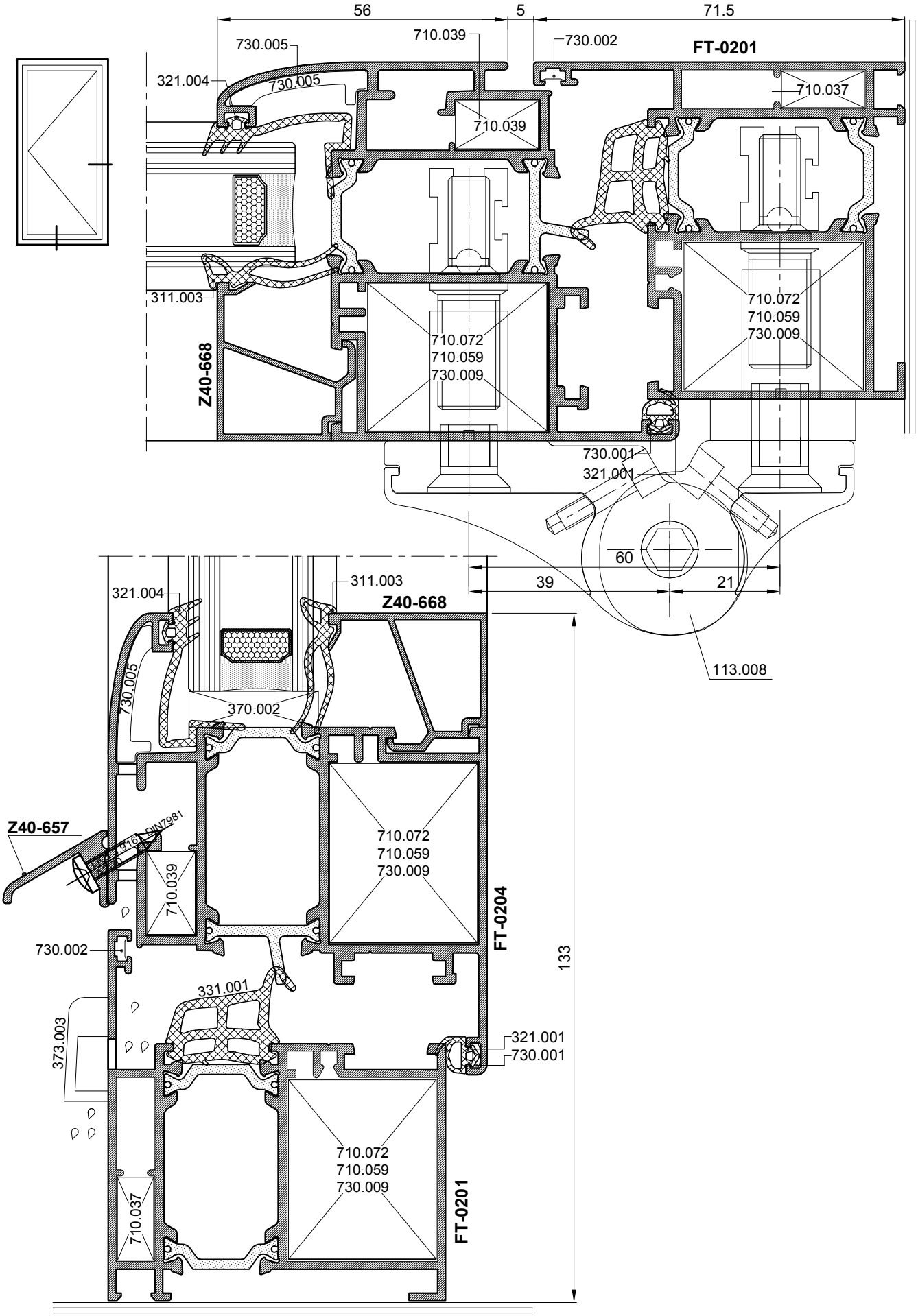
56
5
71.5
730.005
710.039
730.002
FT-0201
321.004
730.005
710.037
710.039
311.003
710.072
710.059
730.009
Z40-668
710.072
710.059
730.009
730.001
321.001
60
39
21
113.008
321.004
311.003
Z40-668
730.005
370.002
Z40-657
ISO 7161 - DIN7981
710.072
710.059
730.009
710.039
FT-0204
133
730.002
331.001
373.003
321.001
730.001
710.072
710.059
730.009
710.037
FT-0201

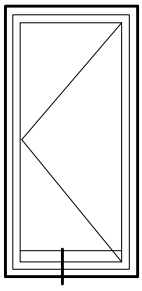

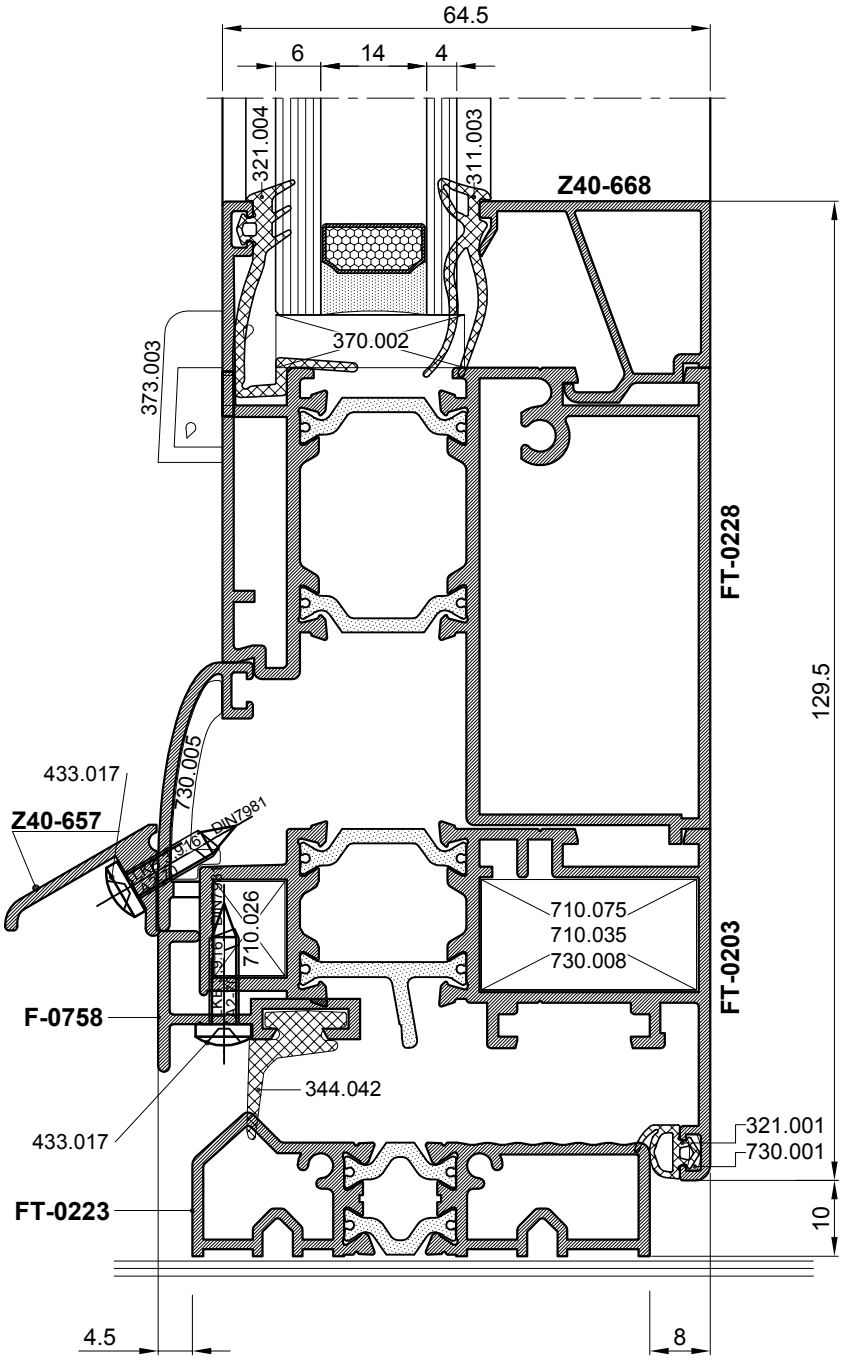
64.5
6
14
4
321.004
311.003
Z40-668
370.002
373.003
FT-0228
129.5
433.017
730.005
Z40-657
DIN7981
710.026
710.075
710.035
730.008
FT-0203
F-0758
344.042
433.017
321.001
730.001
FT-0223
10
4.5
8

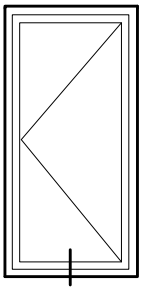

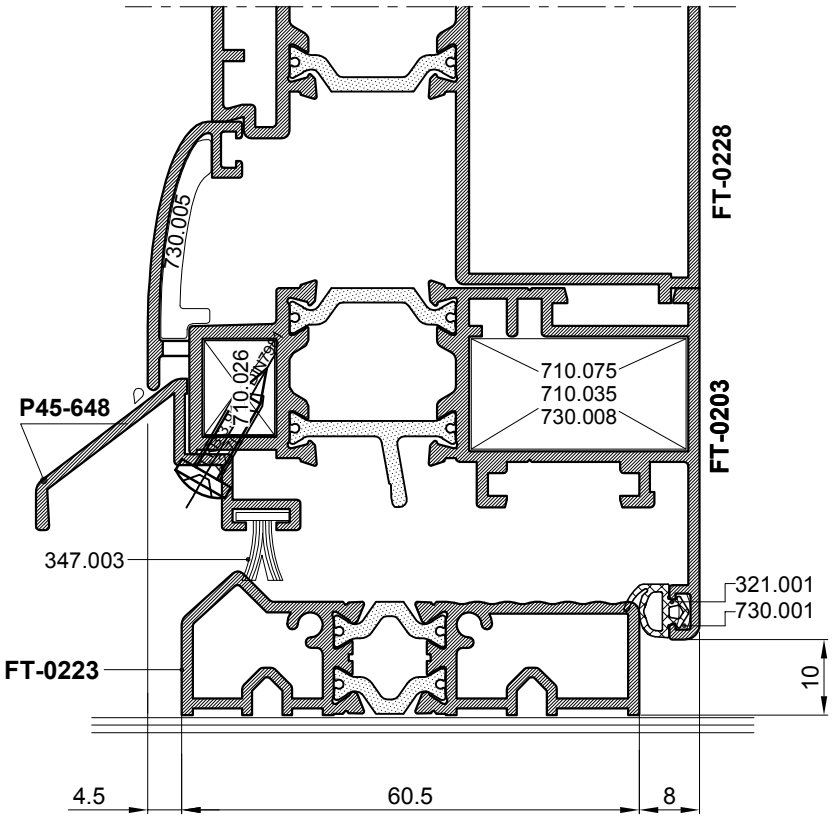
FT-0228
730.005
710.026
710.075
710.035
730.008
FT-0203
P45-648
347.003
321.001
730.001
FT-0223
10
4.5
60.5
8

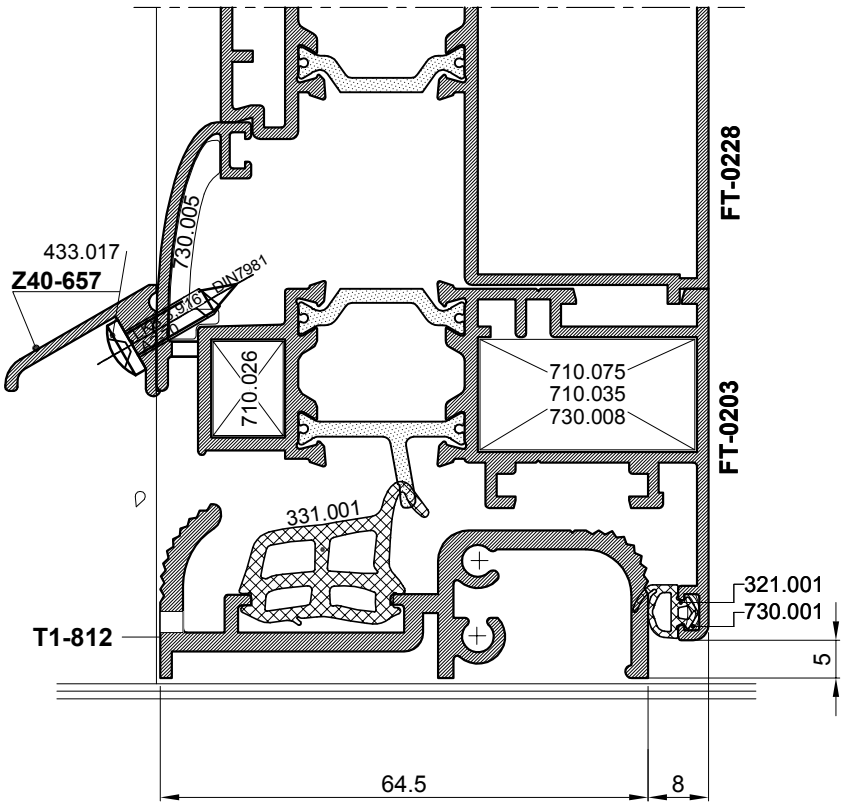
FT-0228
730.005
433.017
Z40-657
710.026
710.075
710.035
730.008
FT-0203
331.001
321.001
730.001
T1-812
5
64.5
8

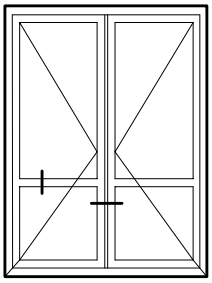

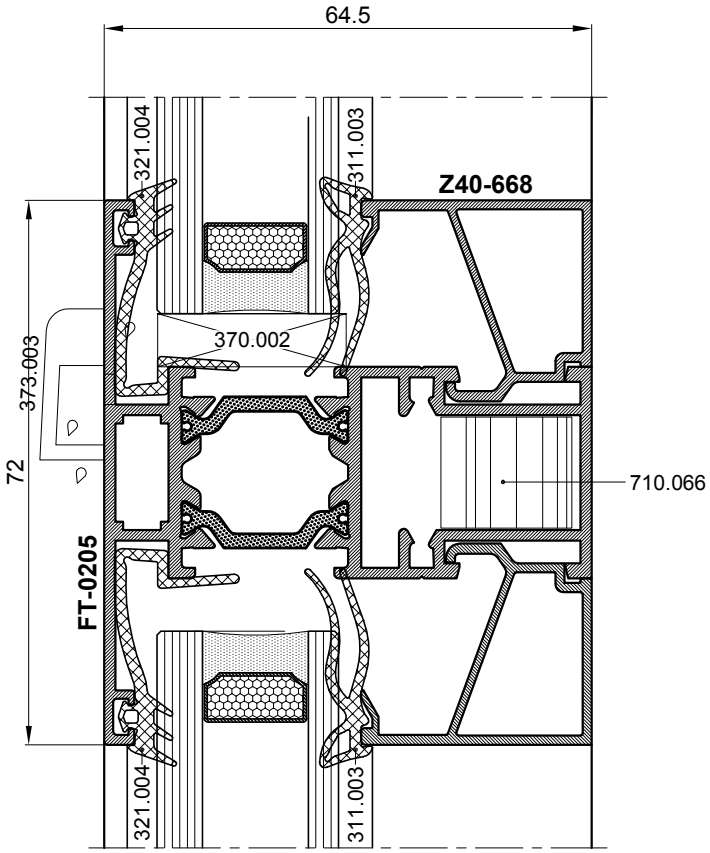
64.5
321.004
311.003
Z40-668
370.002
373.003
72
710.066
FT-0205
321.004
311.003

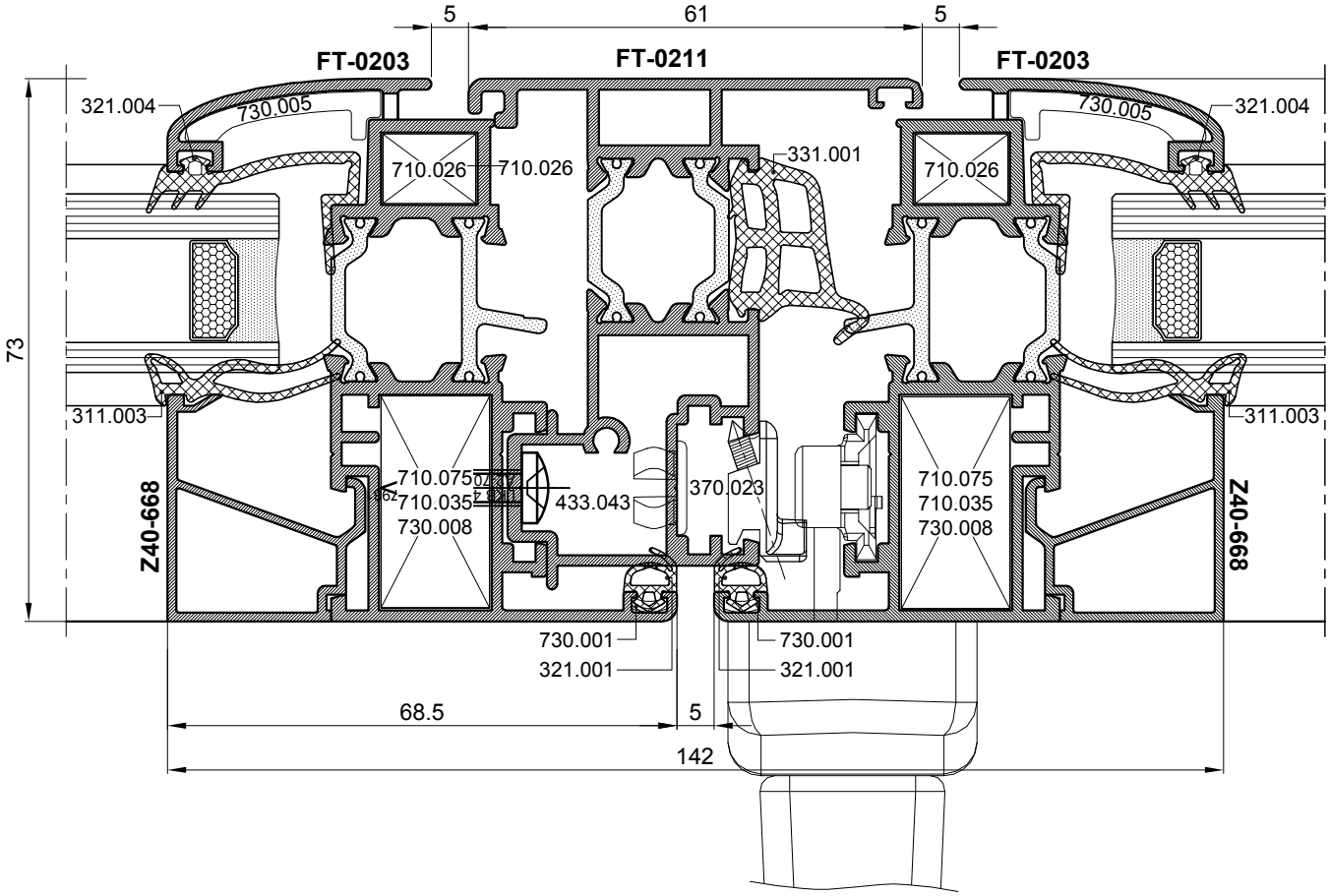
5
61
5
FT-0203
FT-0211
FT-0203
321.004
730.005
730.005
321.004
710.026
710.026
331.001
710.026
73
311.003
311.003
710.075
710.035
730.008
433.043
370.023
710.075
710.035
730.008
Z40-668
Z40-668
730.001
321.001
730.001
321.001
68.5
5
142

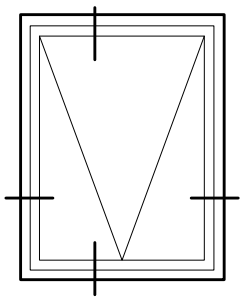

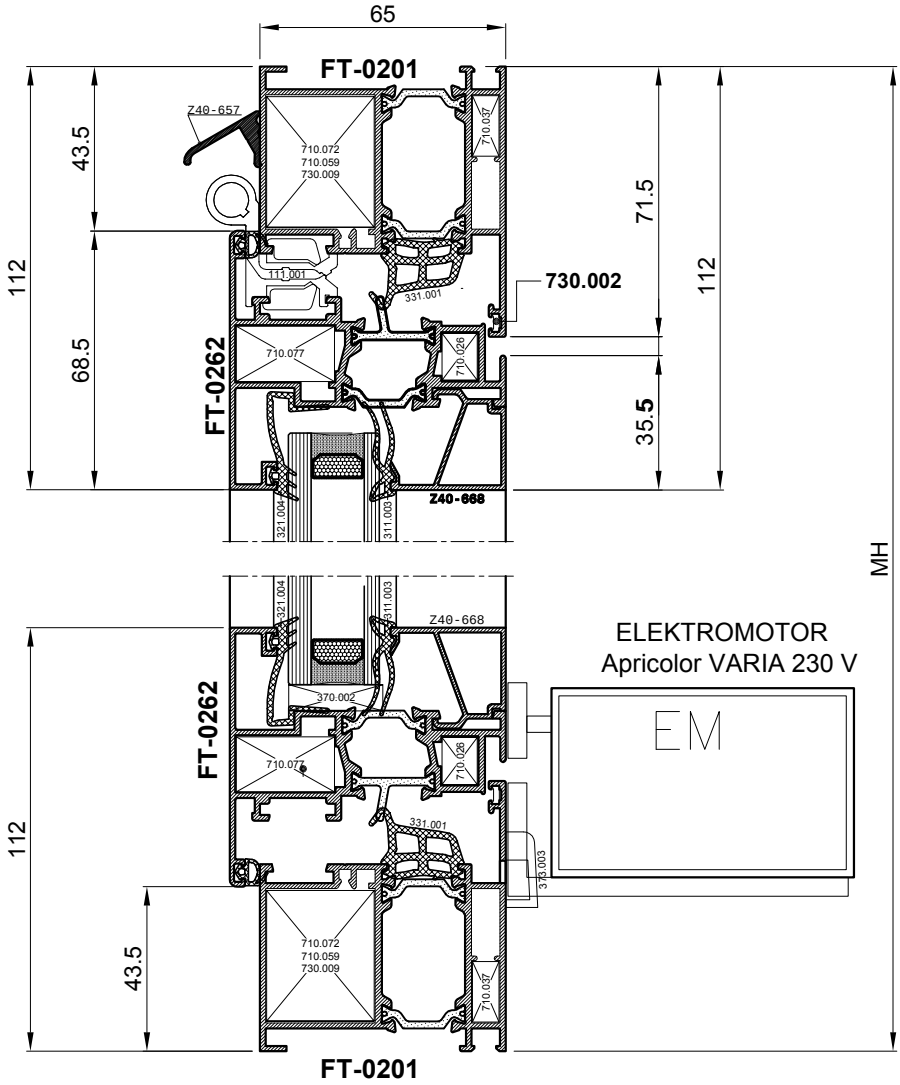
65
FT-0201
Z40-657
710.072
710.059
730.009
710.037
43.5
112
68.5
111.001
331.001
730.002
71.5
112
35.5
FT-0262
710.077
710.026
Z40-668
321.004
311.003
MH
ELEKTROMOTOR
Apricolor VARIA 230 V
EM
370.002
315.003
43.5
FT-0201

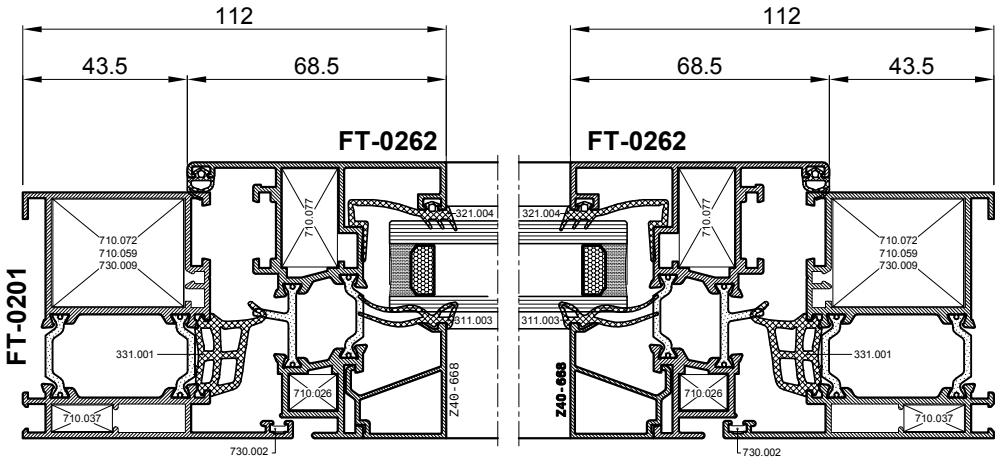
112
43.5
68.5
FT-0262
FT-0262
FT-0201
710.072
710.059
730.009
710.077
321.004
311.003
331.001
710.026
710.037
Z40-668
730.002

-PROFILI SA UTOROM ZA PVC OKOV 13 mm

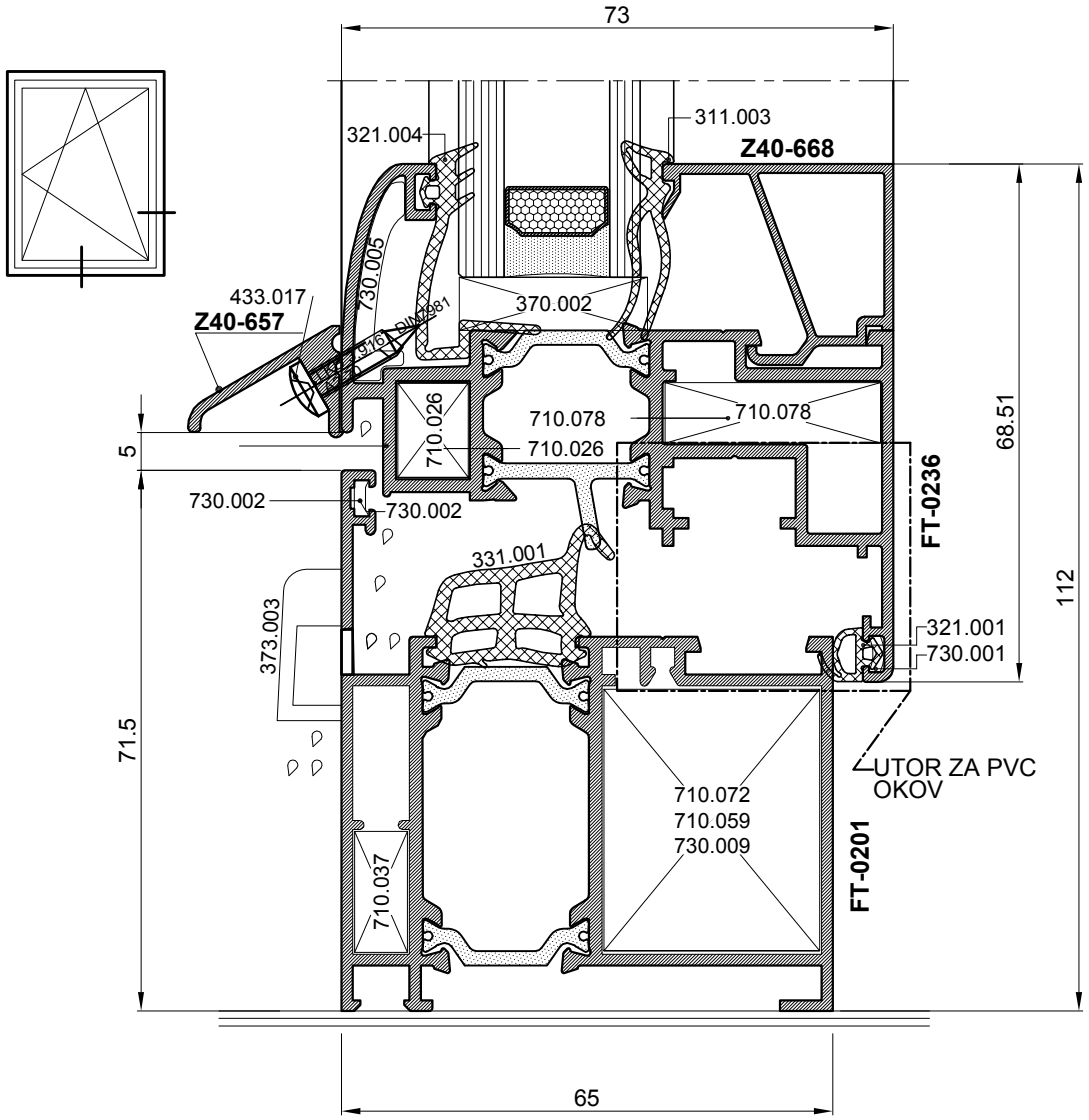

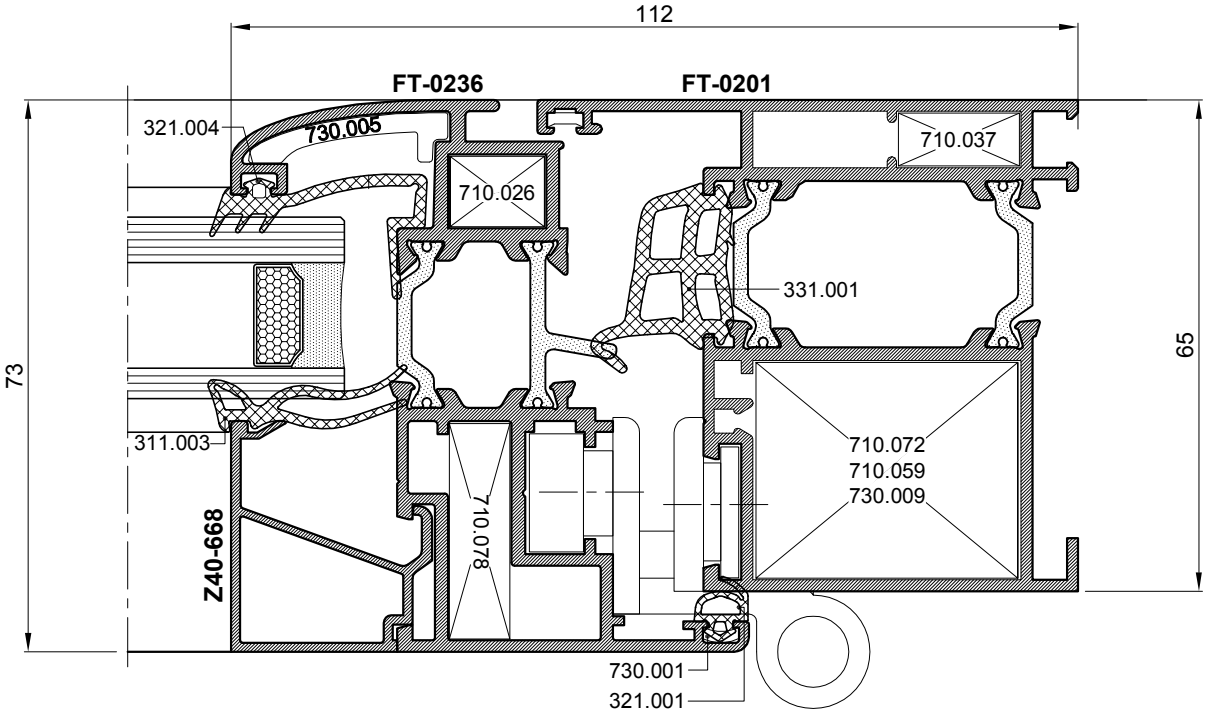

-PROFILI SA UTOROM ZA PVC OKOV 13 mm

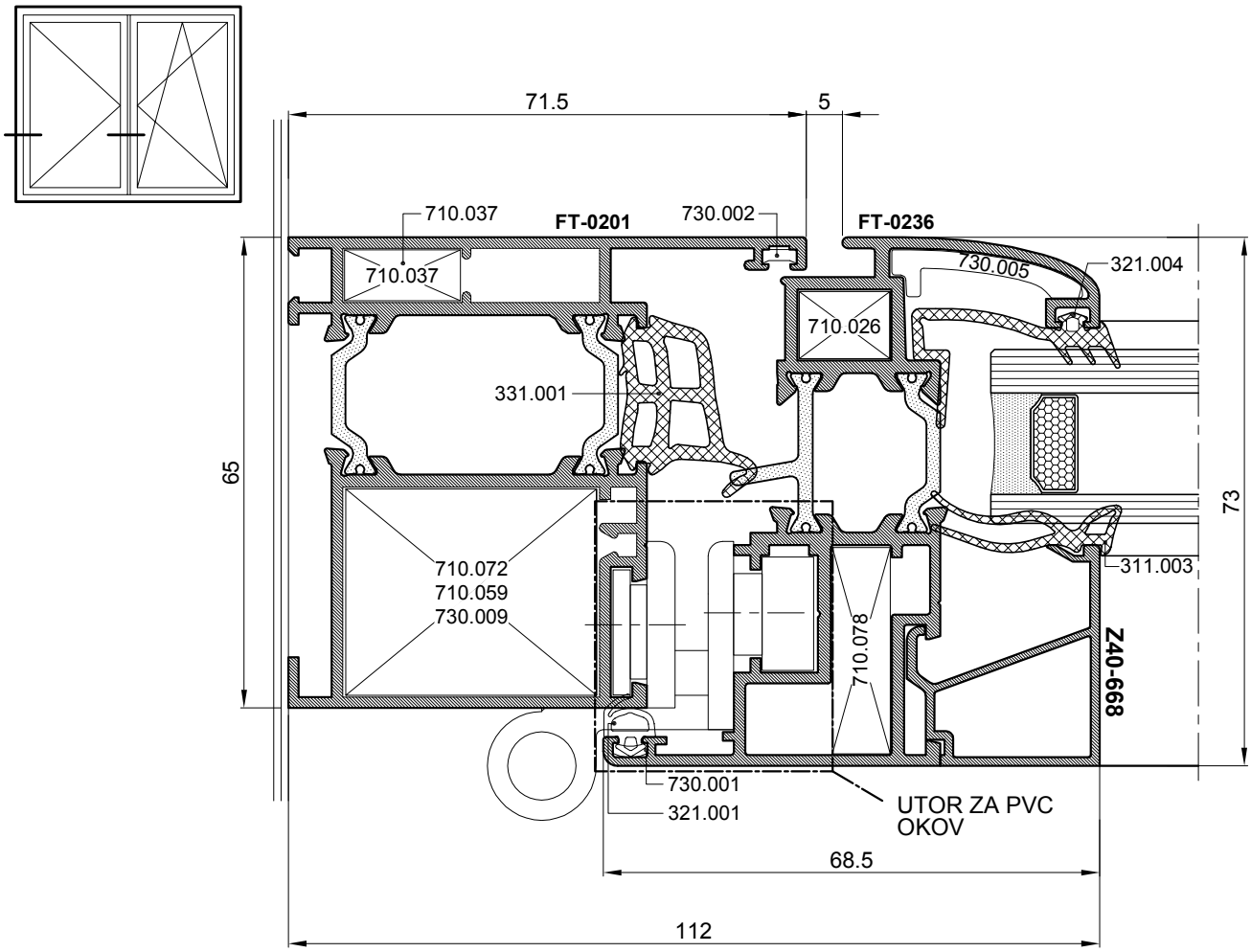

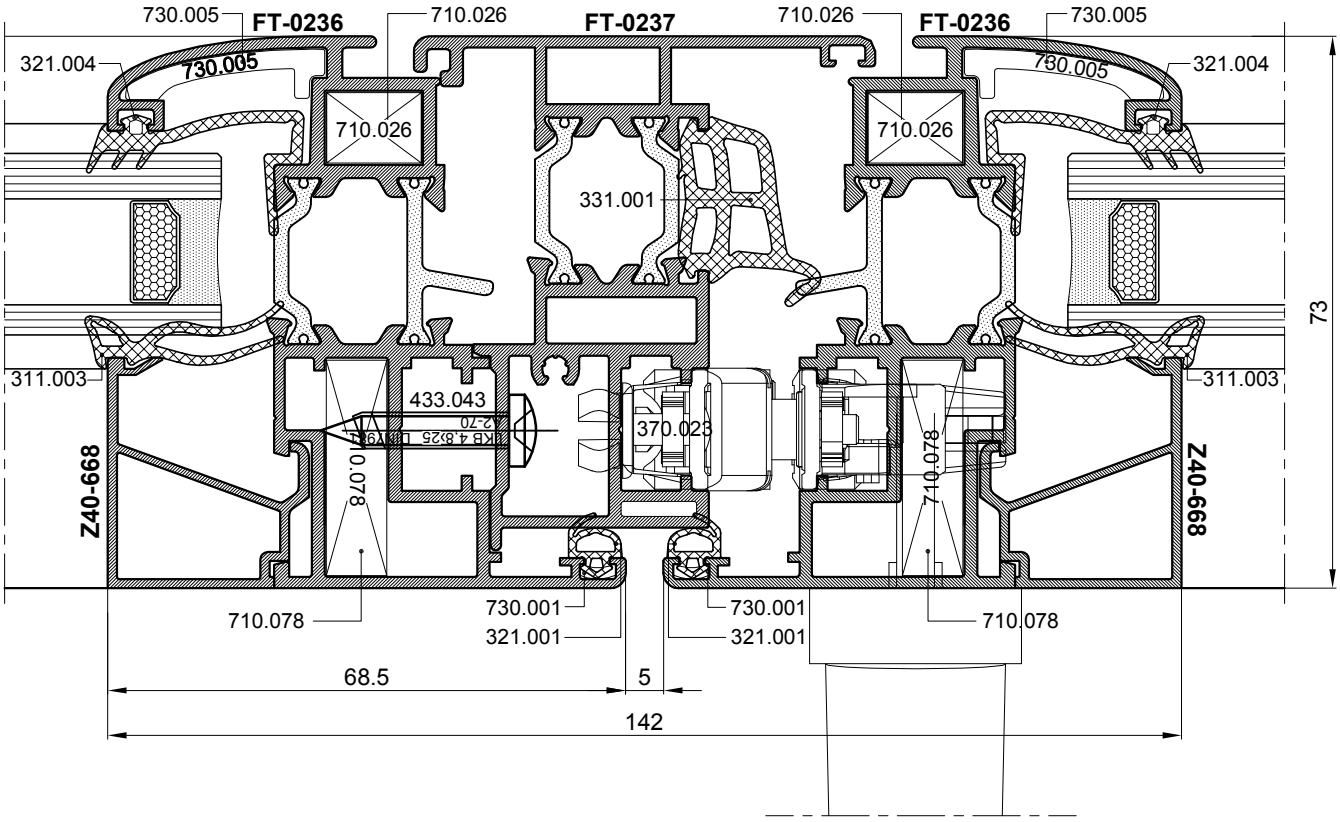

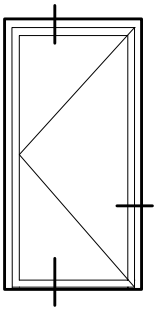

str. 905-015

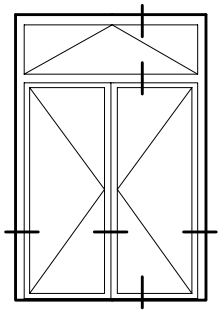

str. 905-017

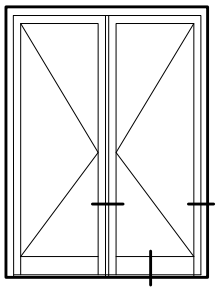

str. 905-020

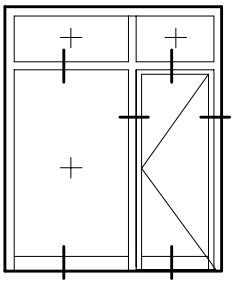

str. 905-021

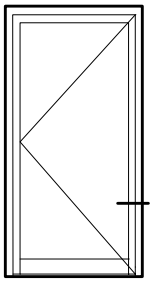

OTVARANJE UNUTRA

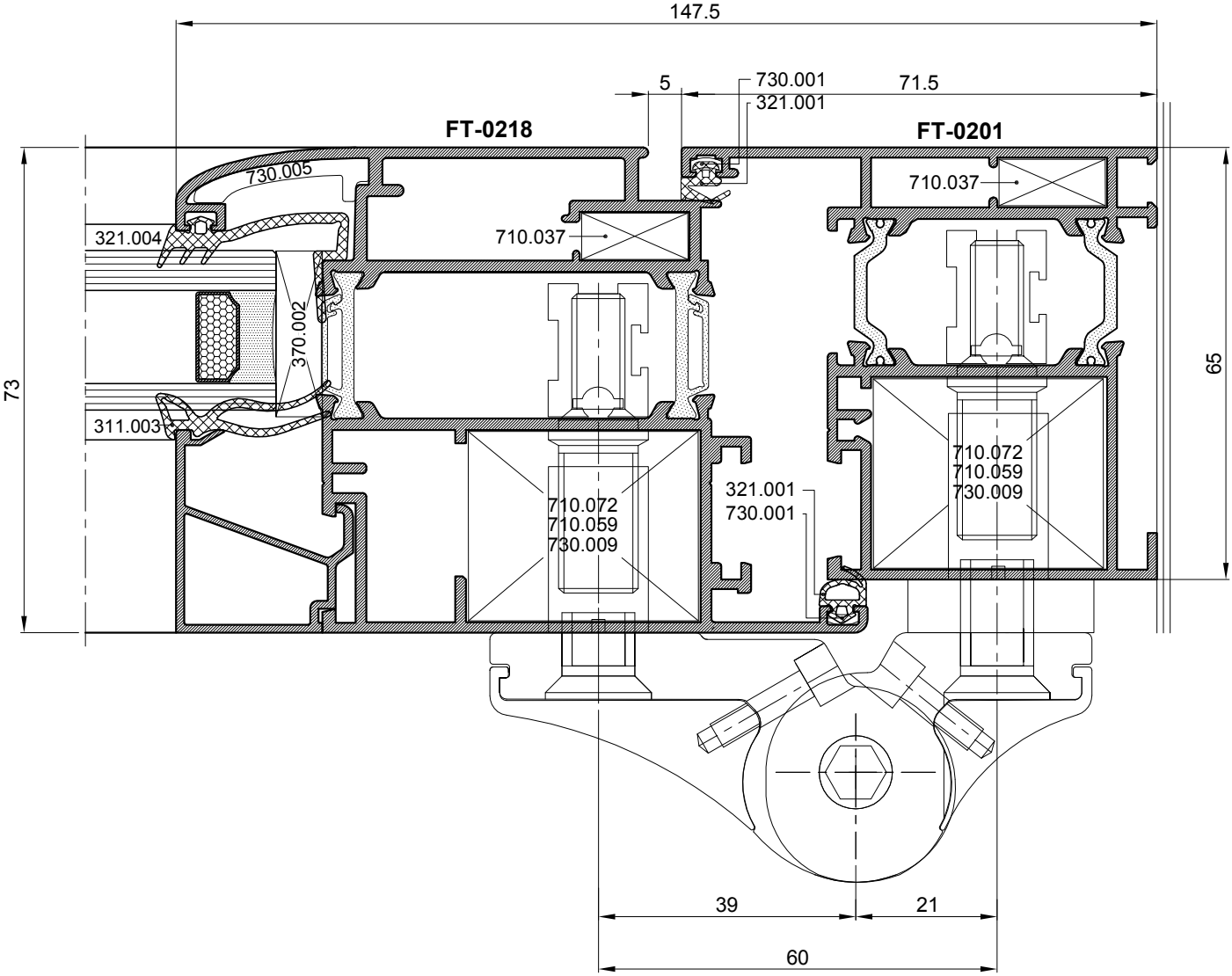

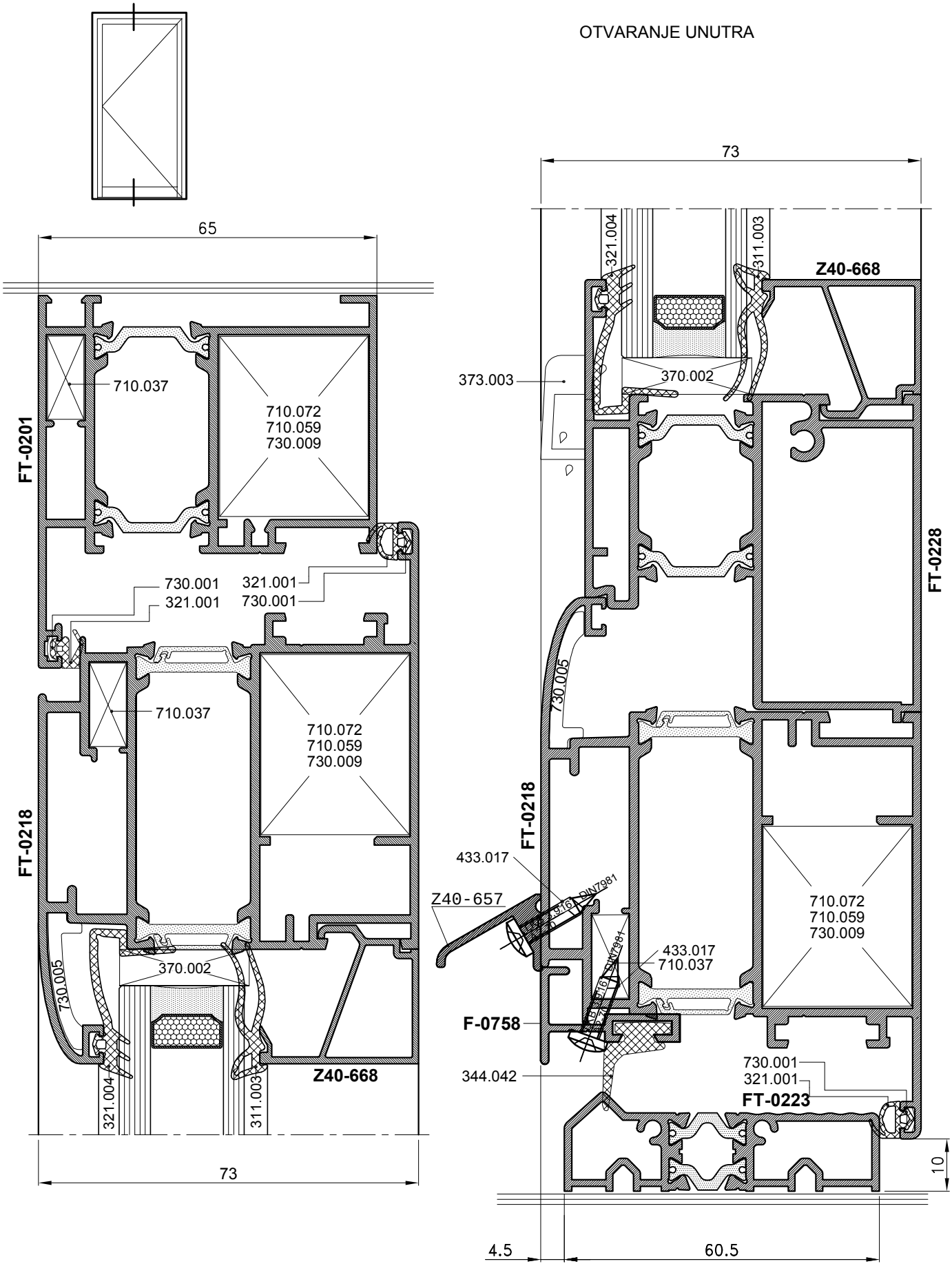
OTVARANJE UNUTRA
65
73
FT-0201
FT-0218
710.037
710.072
710.059
730.009
730.001
321.001
321.001
730.001
370.002
730.005
321.004
311.003
Z40-668
FT-0228
373.003
433.017
Z40-657
DIN7981
433.017
710.037
F-0758
344.042
FT-0223
10
4.5
60.5

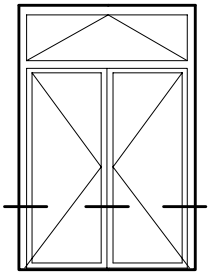

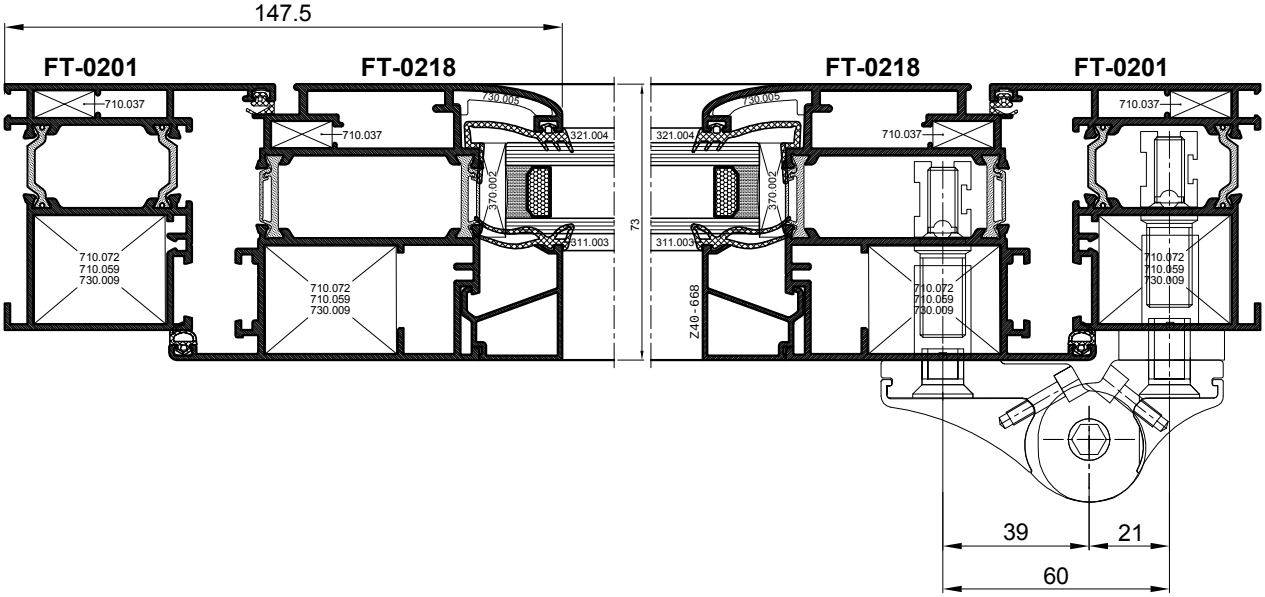
147.5
FT-0201
FT-0218
FT-0218
FT-0201
710.037
730.005
321.004
370.002
311.003
73
710.072
710.059
730.009
Z40-668
39
21
60

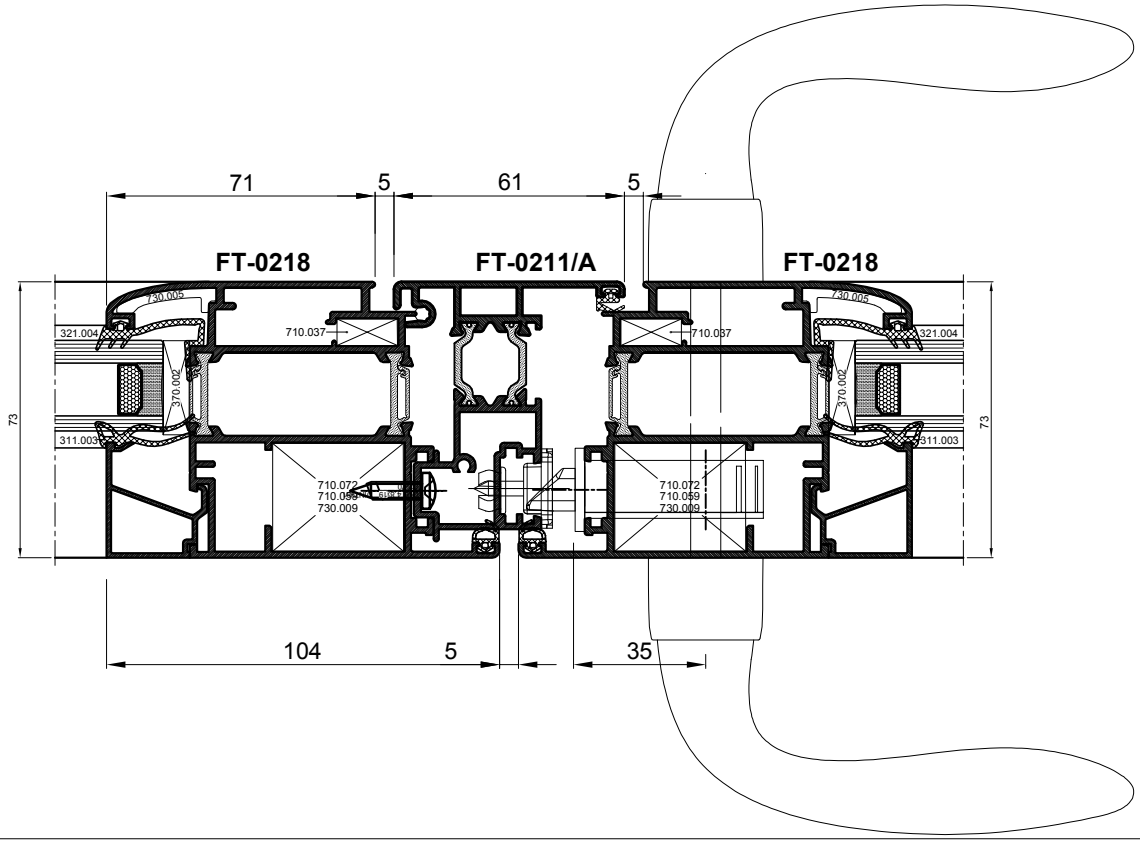
71
5
61
5
FT-0218
FT-0211/A
FT-0218
730.005
321.004
710.037
370.002
311.003
73
710.072
710.059
730.009
104
5
35



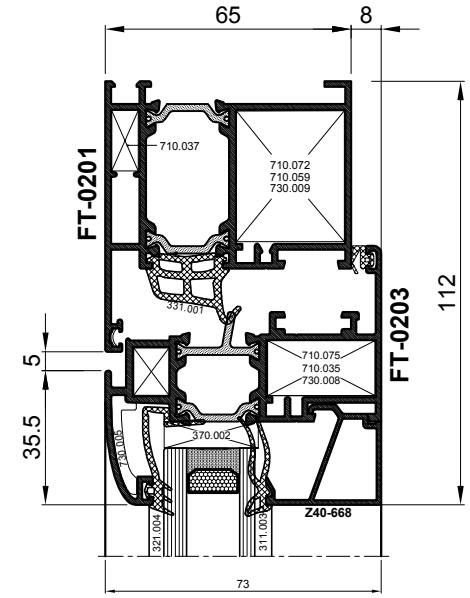
65
8
FT-0201
710.037
710.072
710.059
730.009
331.001
FT-0203
112
5
710.075
710.035
730.008
35.5
370.002
Z40-668
321.004
311.003
73

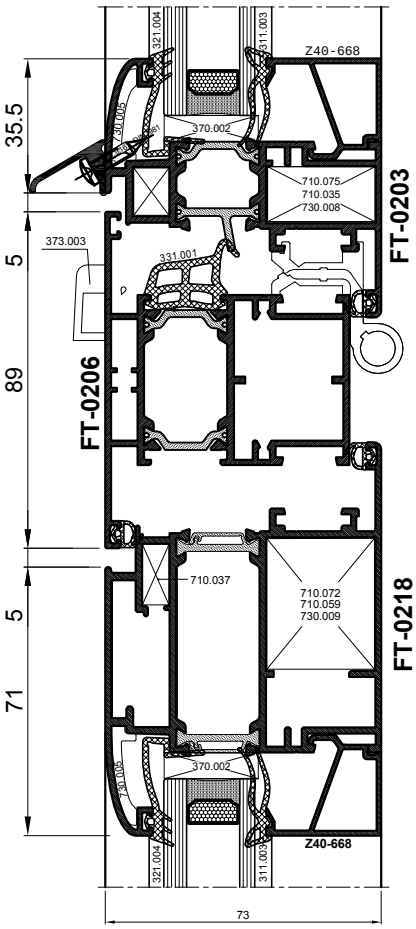
321.004
311.003
Z40-668
35.5
370.002
710.075
710.035
730.008
FT-0203
373.003
331.001
5
89
FT-0206
710.037
710.072
710.059
730.009
FT-0218
5
71
370.002
Z40-668
73

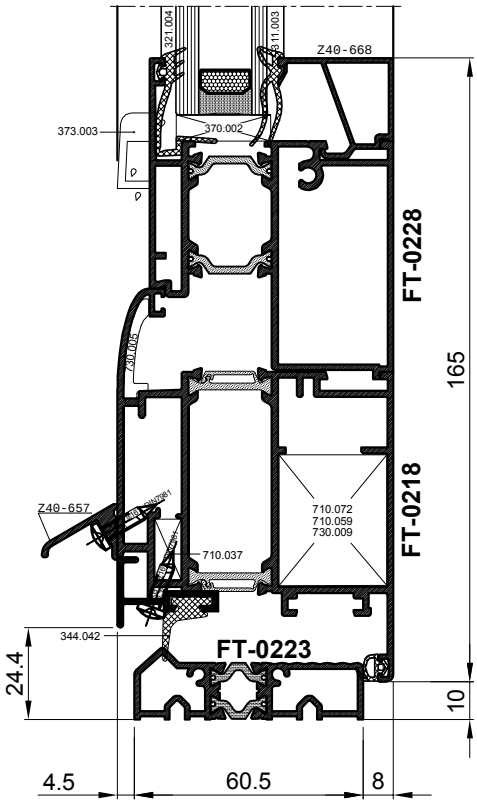
321.004
311.003
Z40-668
373.003
370.002
FT-0228
165
Z40-657
710.037
710.072
710.059
730.009
FT-0218
344.042
FT-0223
24.4
10
4.5
60.5
8

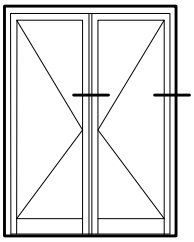

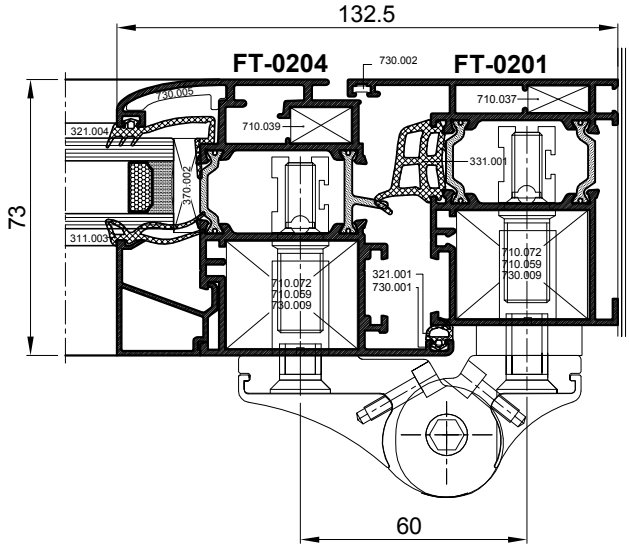
132.5
FT-0204
730.002
FT-0201
730.005
710.037
321.004
710.039
331.001
370.002
73
311.003
710.072
710.059
730.009
321.001
730.001
710.072
710.059
730.009
60

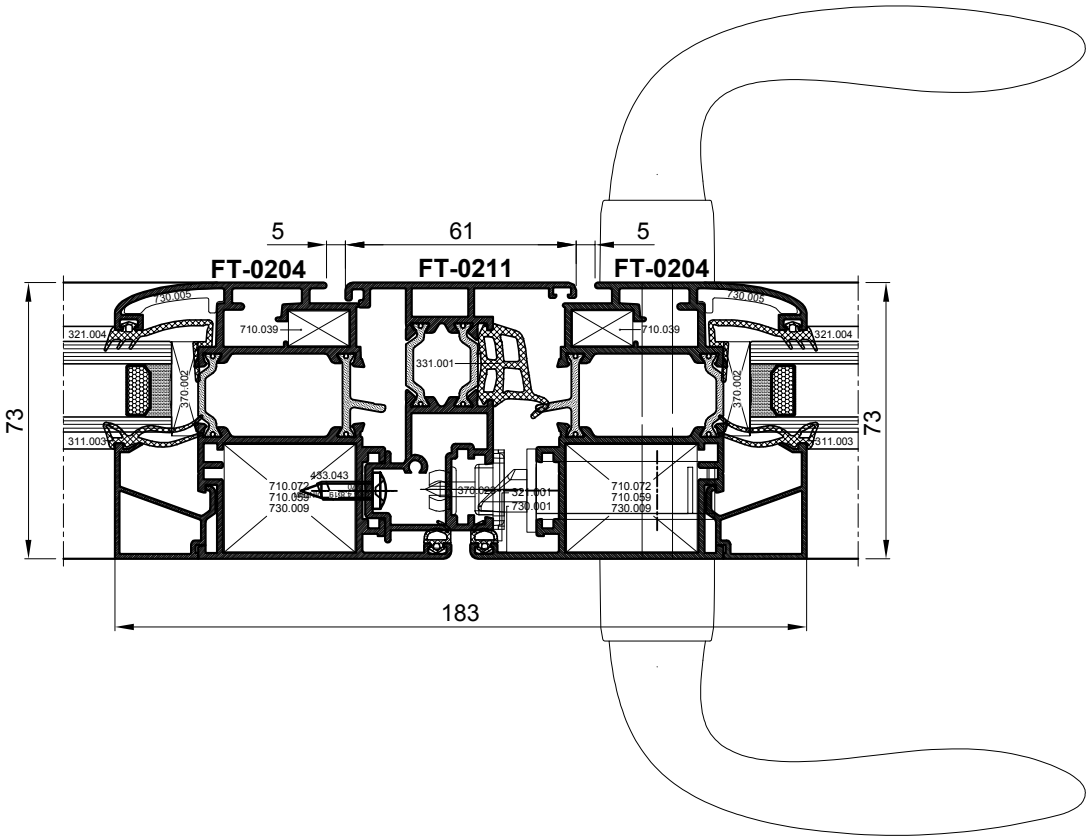
5
61
5
FT-0204
FT-0211
FT-0204
730.005
730.005
321.004
710.039
710.039
321.004
331.001
370.002
370.002
73
73
311.003
311.003
433.043
710.072
710.059
730.009
321.001
730.001
710.072
710.059
730.009
183

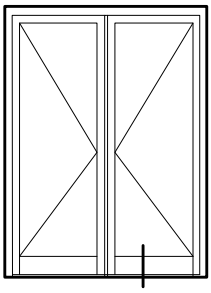

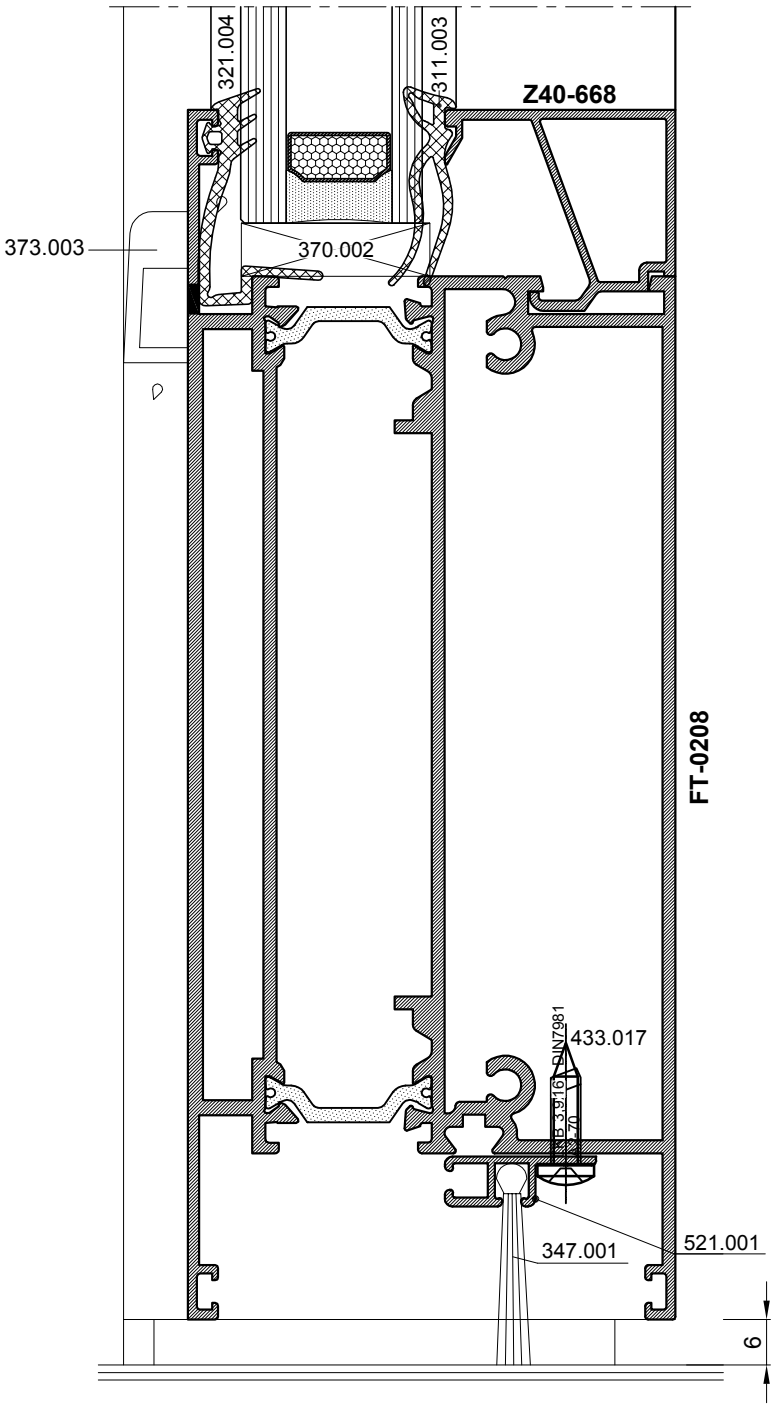
321.004
311.003
Z40-668
373.003
370.002
FT-0208
433.017
DIN7981
347.001
521.001
6

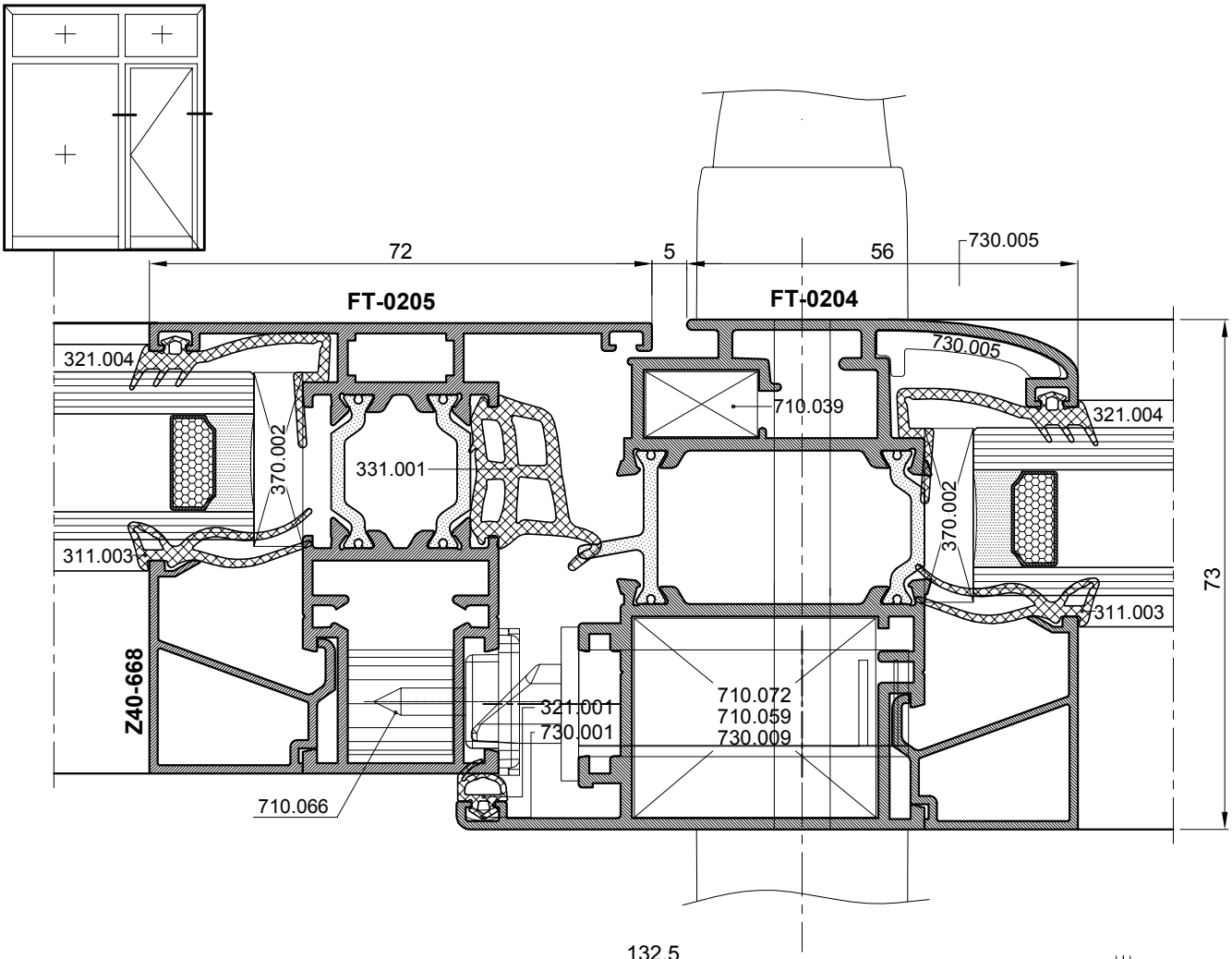
72
5
56
730.005
FT-0205
FT-0204
321.004
370.002
331.001
710.039
730.005
321.004
370.002
311.003
311.003
73
Z40-668
321.001
730.001
710.072
710.059
730.009
710.066

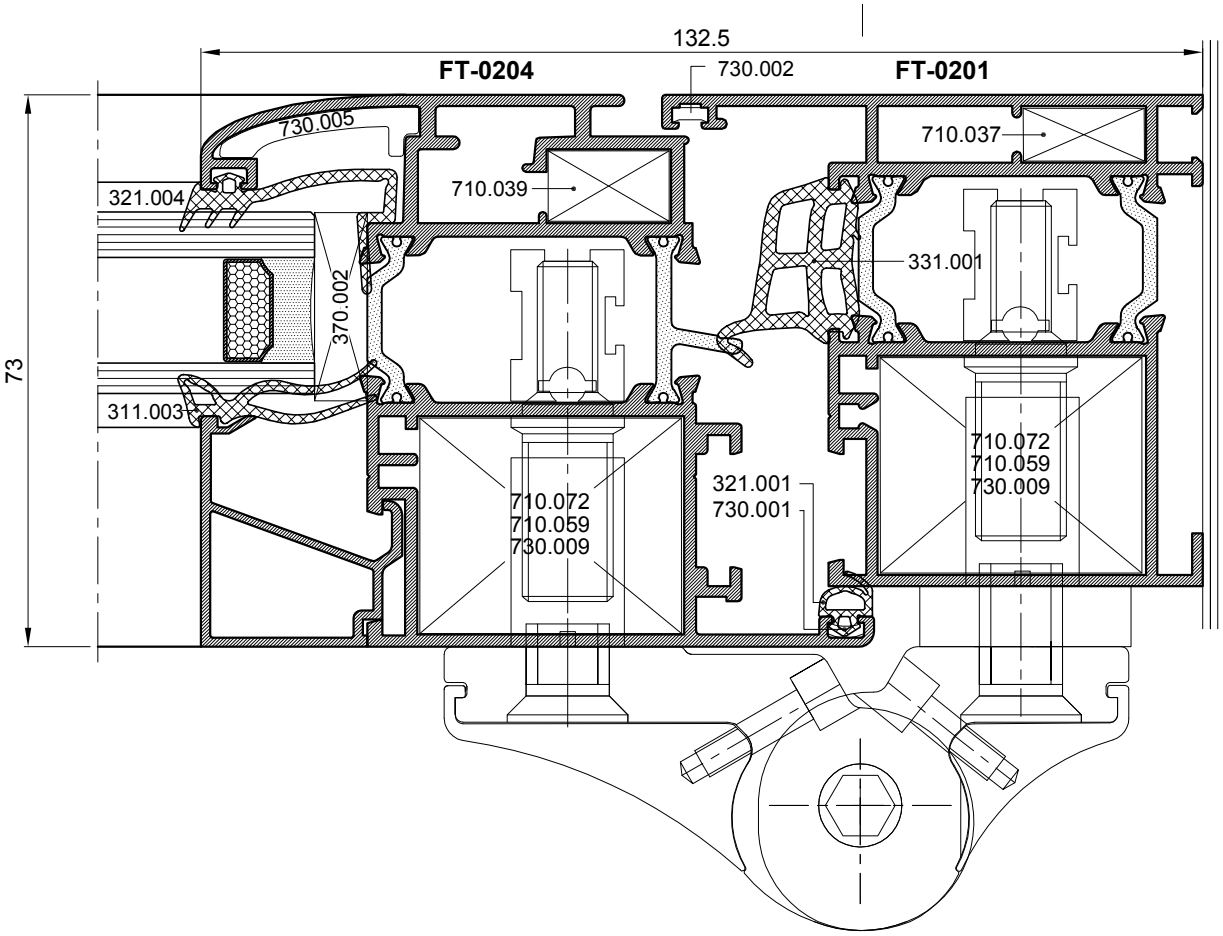
132.5
FT-0204
730.002
FT-0201
730.005
710.037
321.004
710.039
331.001
370.002
73
311.003
710.072
710.059
730.009
321.001
730.001
710.072
710.059
730.009

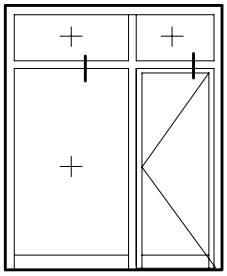

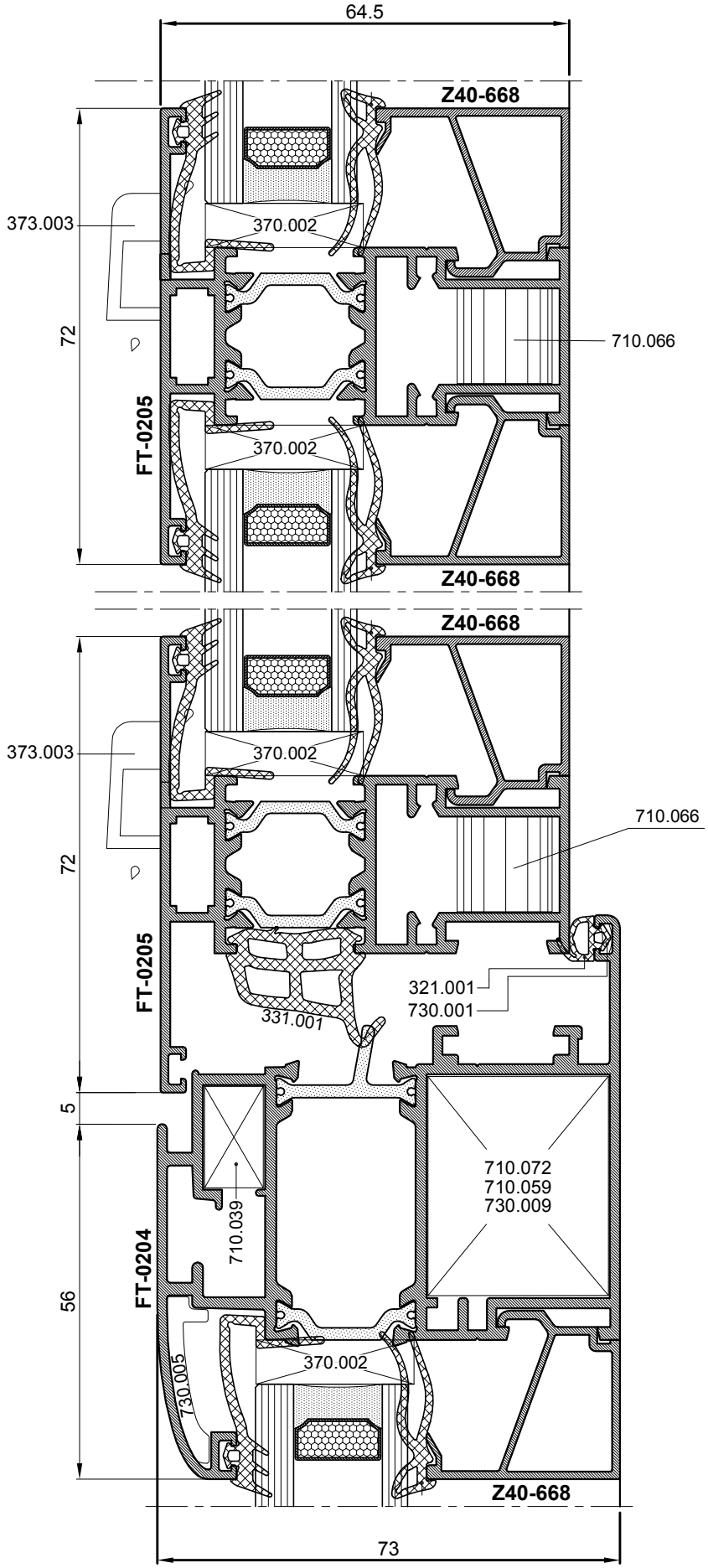
64.5
Z40-668
373.003
370.002
72
710.066
FT-0205
370.002
Z40-668
Z40-668
373.003
370.002
710.066
72
FT-0205
321.001
730.001
331.001
5
710.072
710.059
730.009
710.039
FT-0204
56
370.002
730.005
Z40-668
73

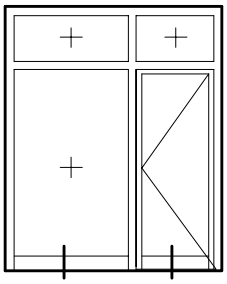

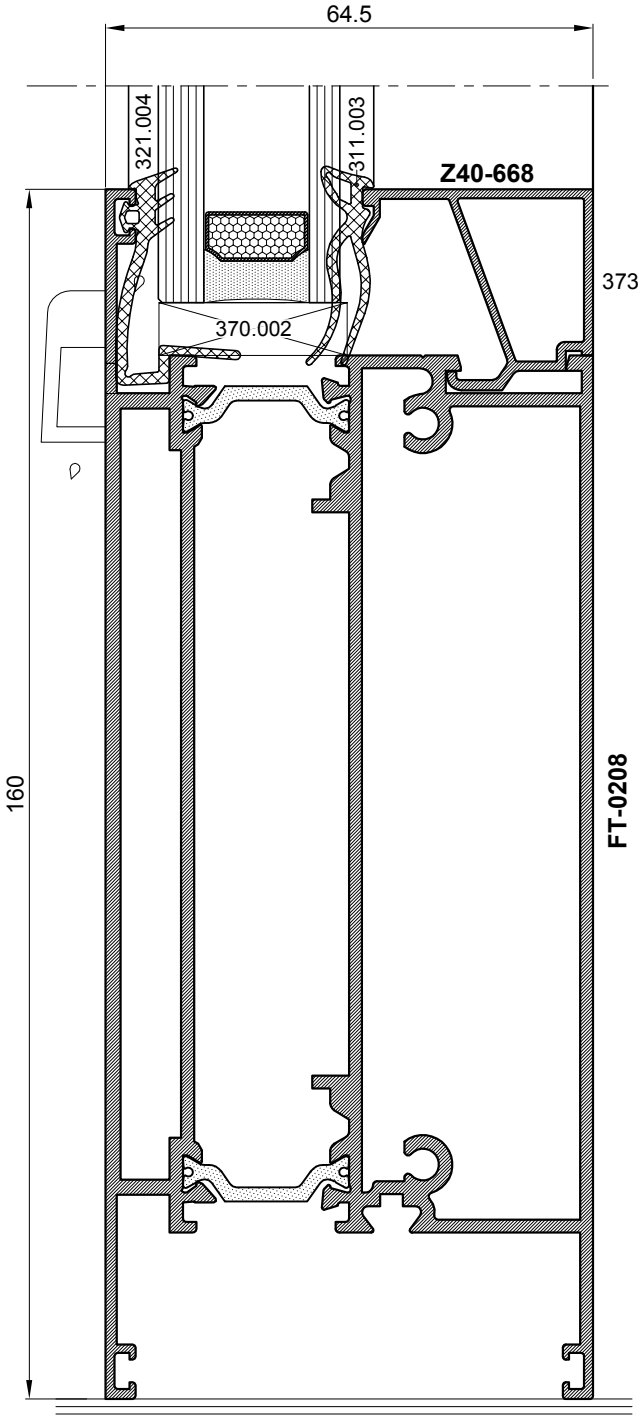
64.5
321.004
311.003
Z40-668
373.003
370.002
160
FT-0208

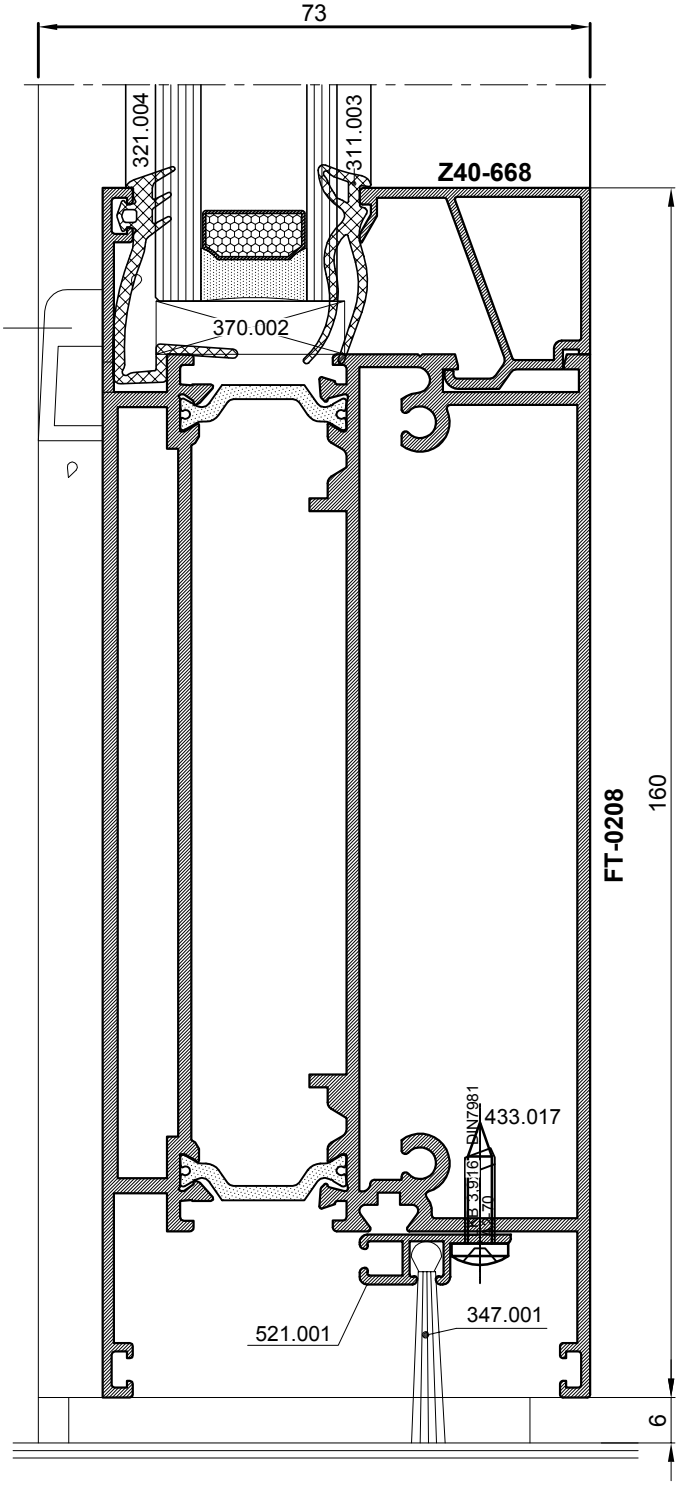
73
321.004
311.003
Z40-668
370.002
FT-0208
160
433.017
DIN7981
TIPB 3,9/16
521.001
347.001
6

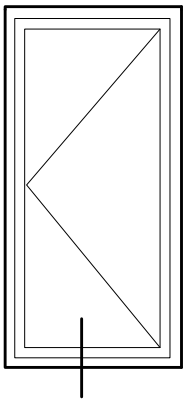

PROFIL FT-0288 U PARAPETU

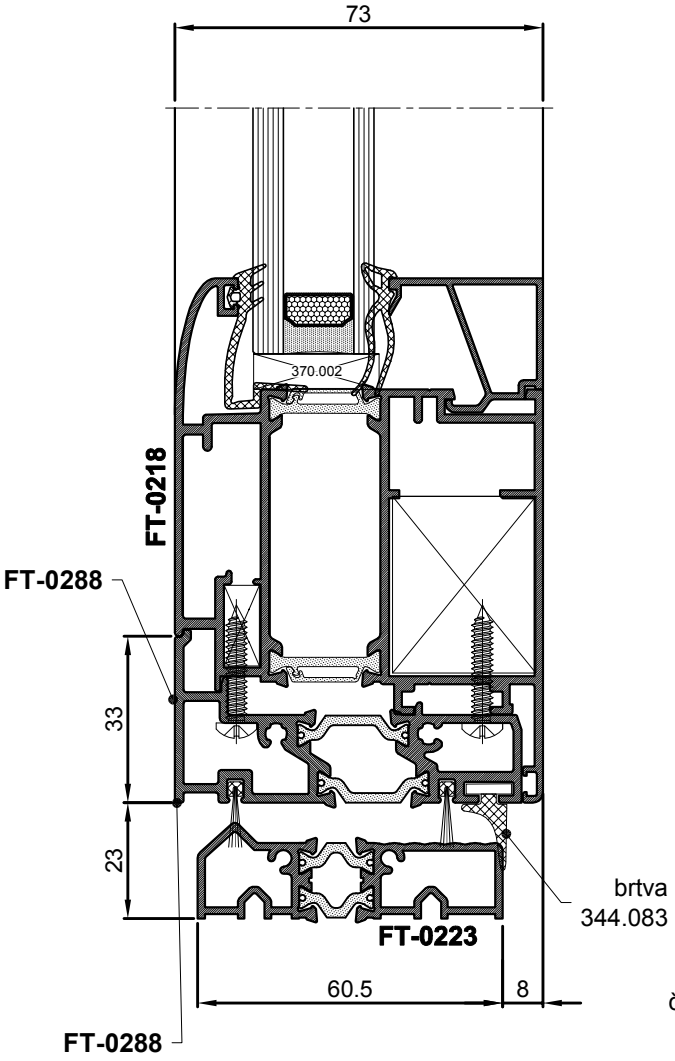

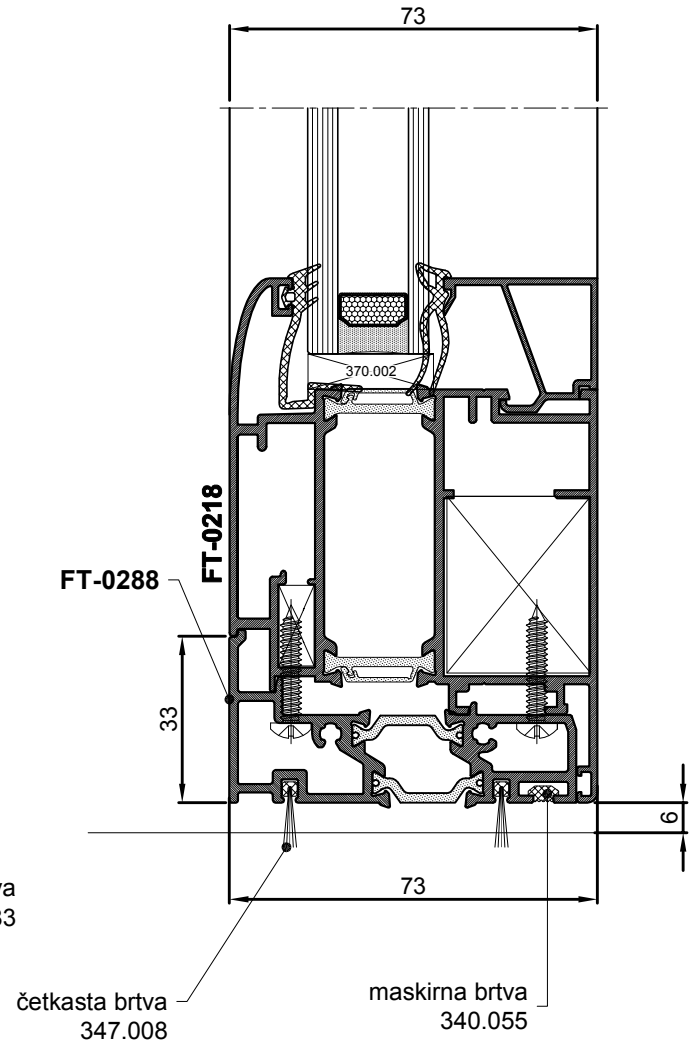

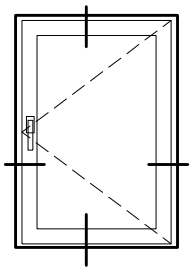

str. 905.023-2 - 905.023-8

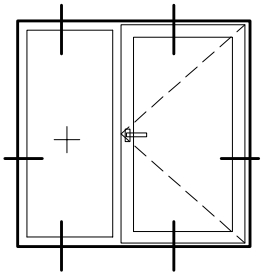

str. 905.023-2 - 905.023-8

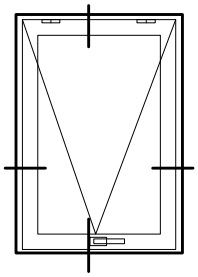

str. 905.023-2 - 905.023-8

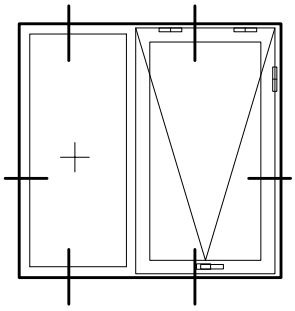

str. 905.023-2 - 905.023-8

Jednokrilni zaokretni prozor sa skrivenim okovom, otvaranje vani

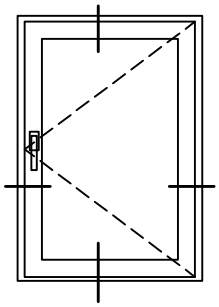

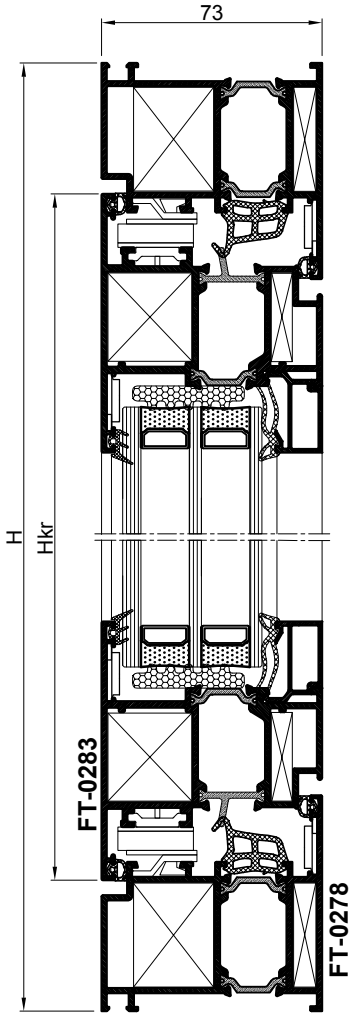

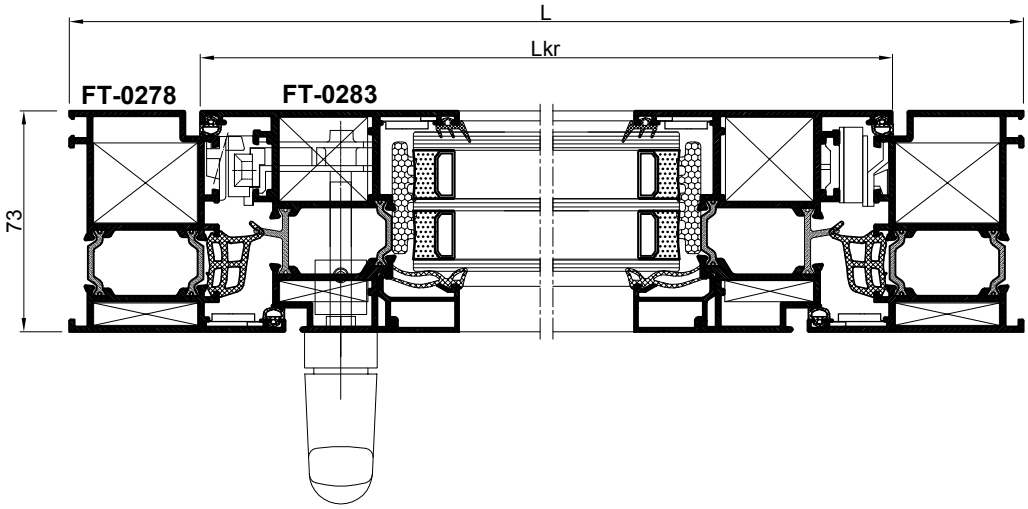

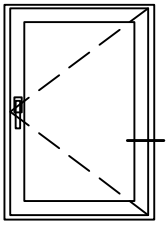

Jednokrilni zaokretni prozor sa skrivenim okovom, otvaranje vani

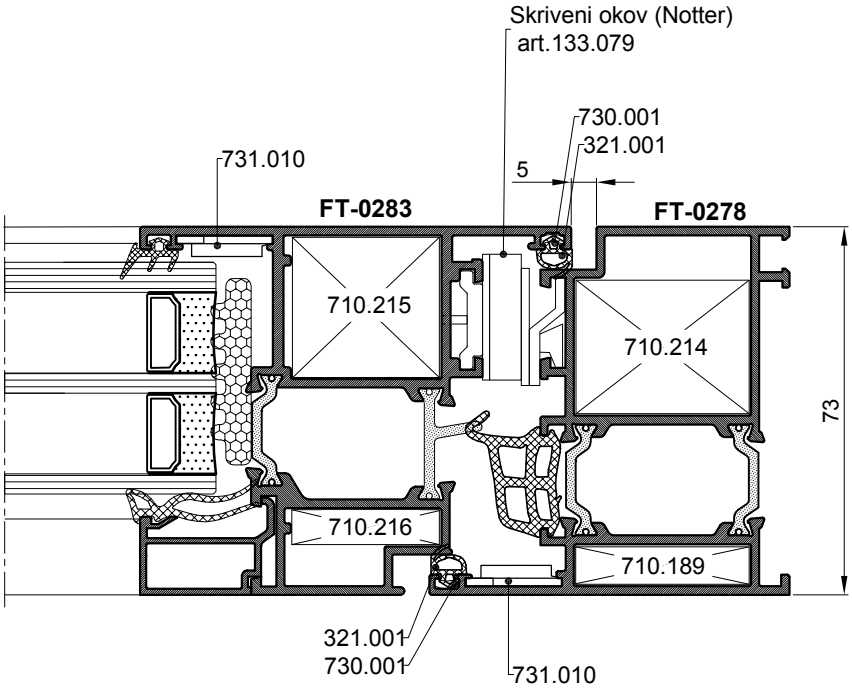

OPCIJA
-vidljiva baglama

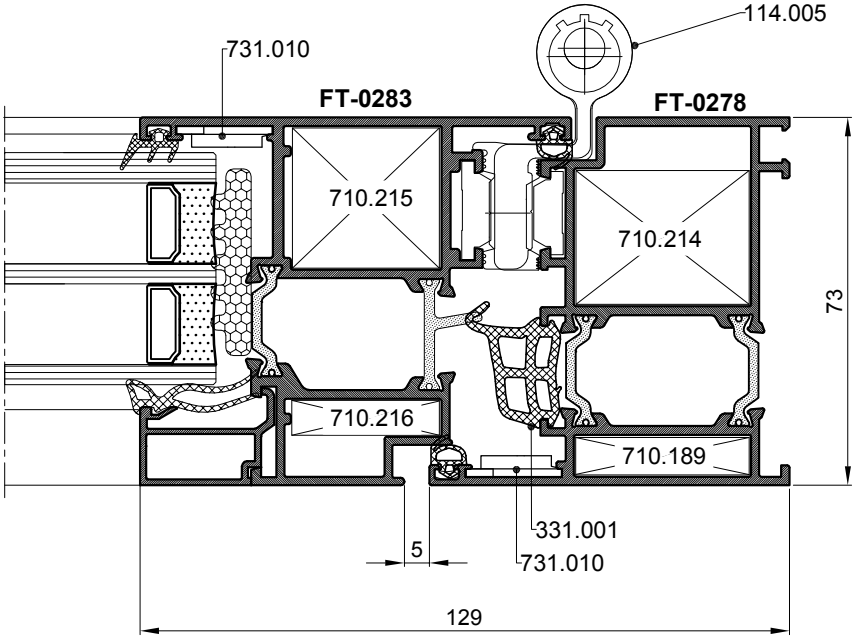

Jednokrilni zaokretni prozor s fiksnim dijelom, sa skrivenim okovom- otvaranje vani

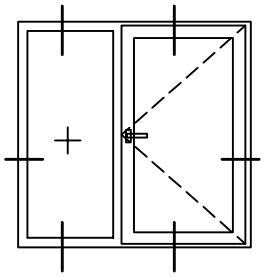

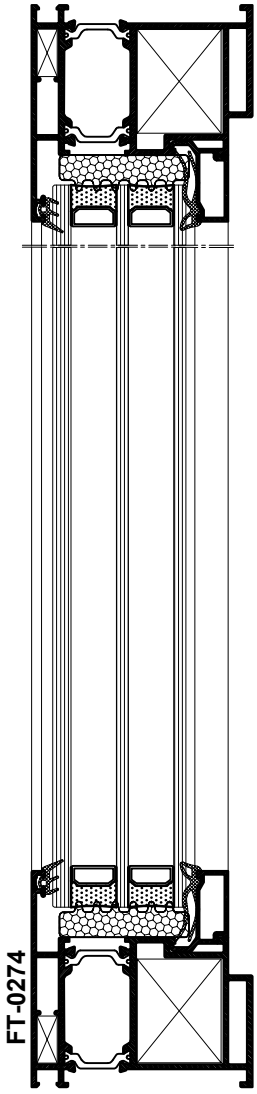

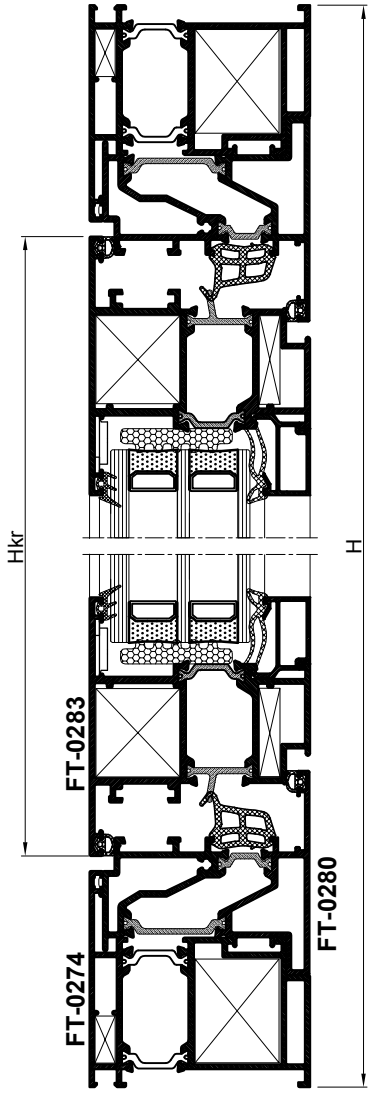

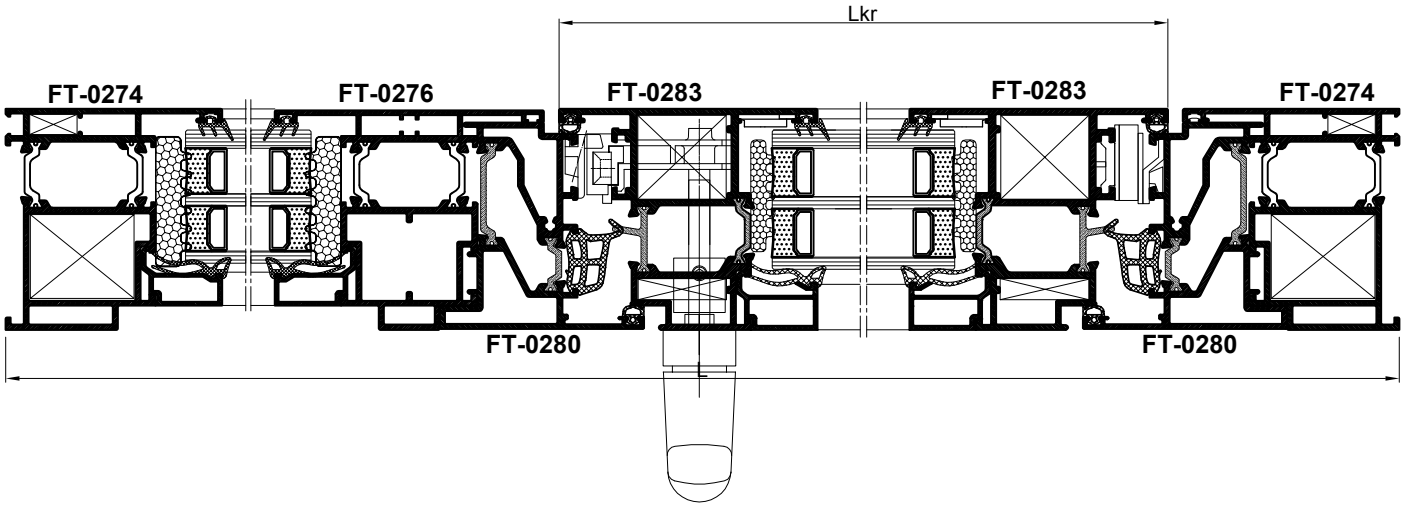

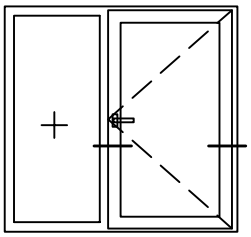

Jednokrilni zaokretni prozor s fiksnim dijelom, sa skrivenim okovom- otvaranje vani

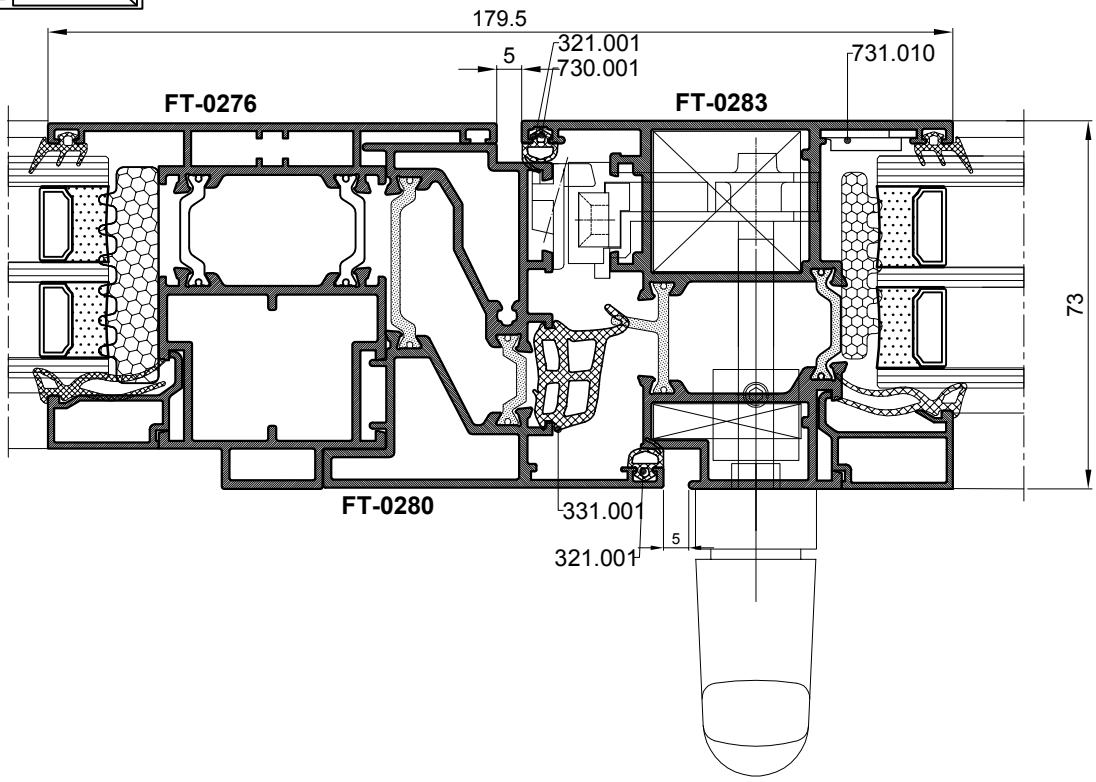

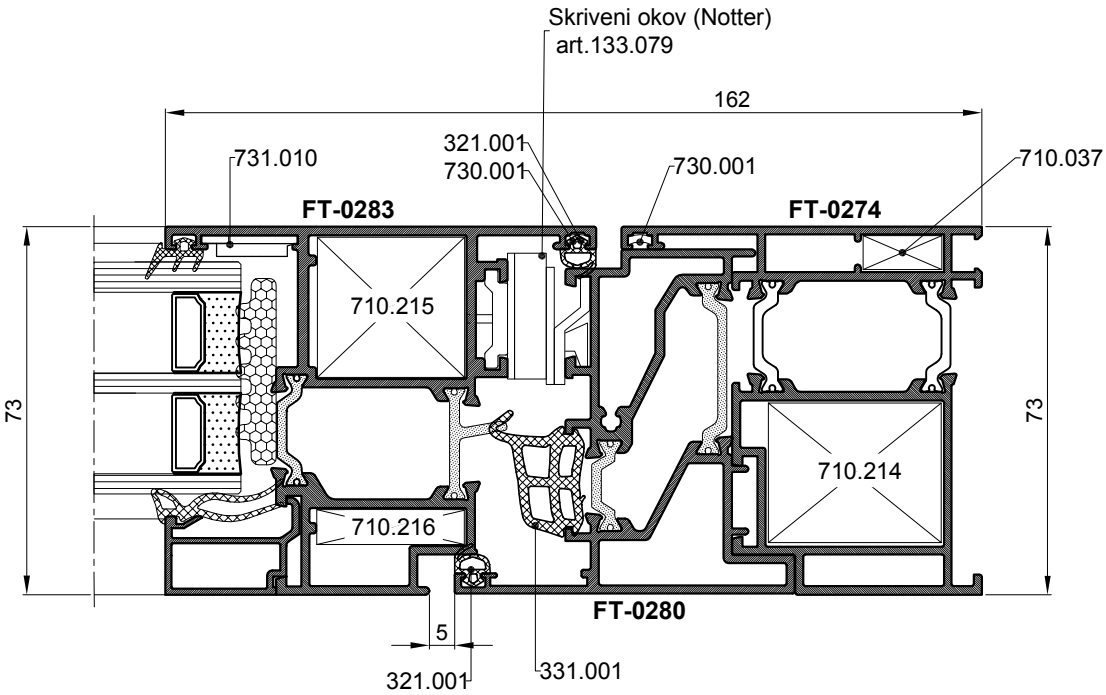

Jednokrilni zaokretni ventus prozor - otvaranje vani

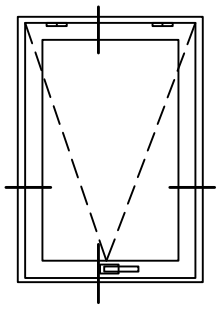

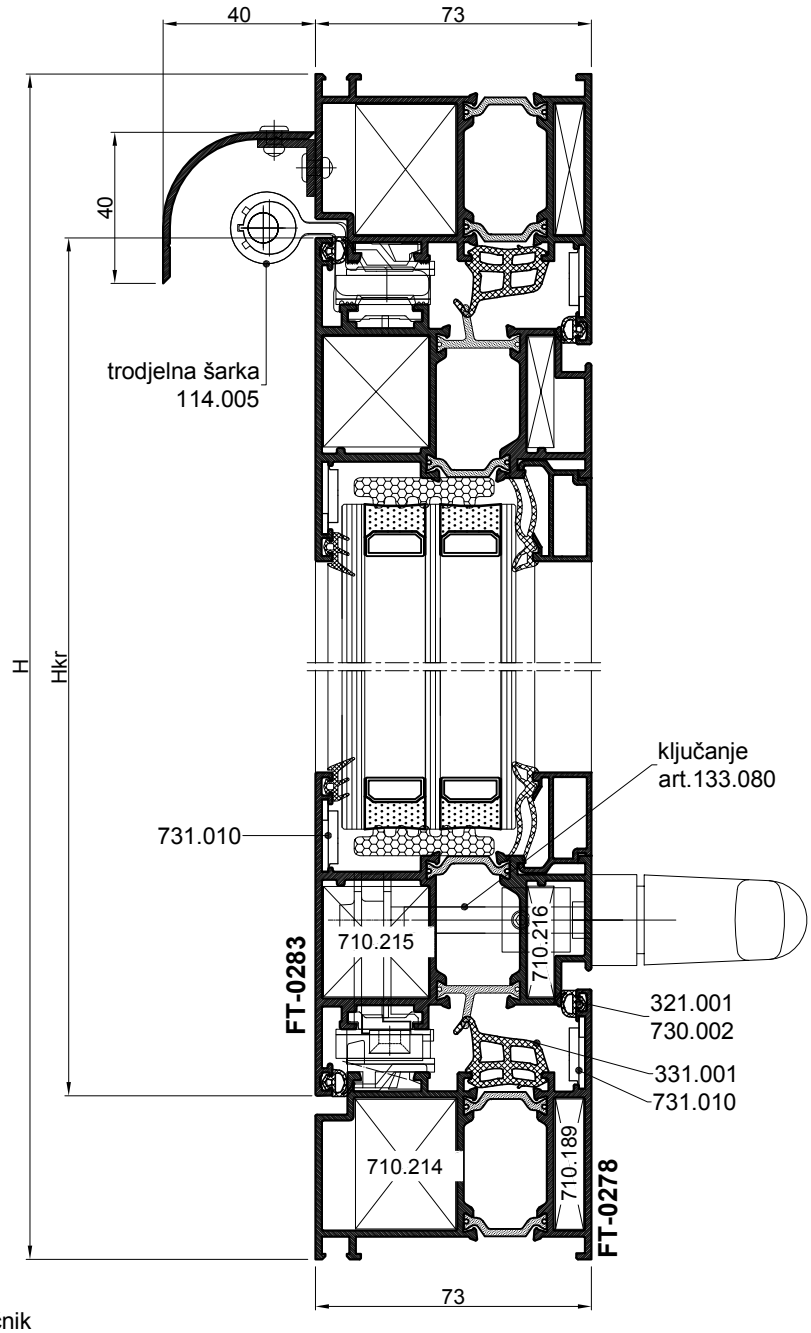

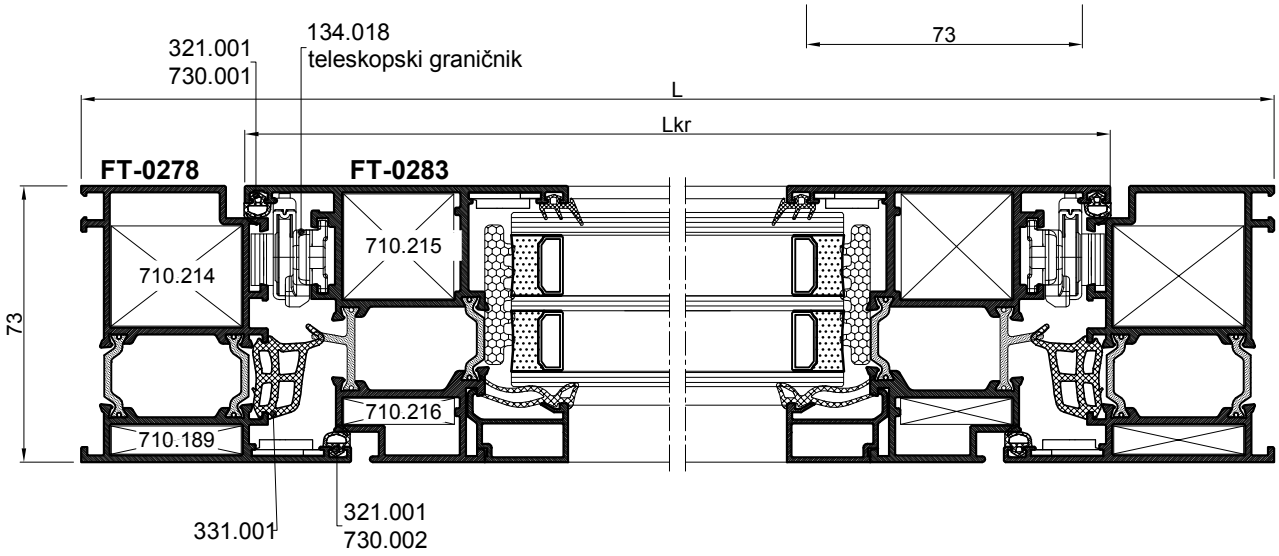

Jednokrilni zaokretni ventus prozor s fiksnim dijelom- otvaranje vani

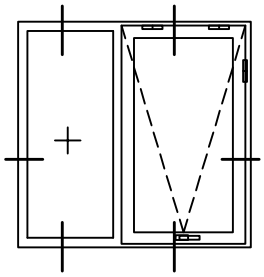

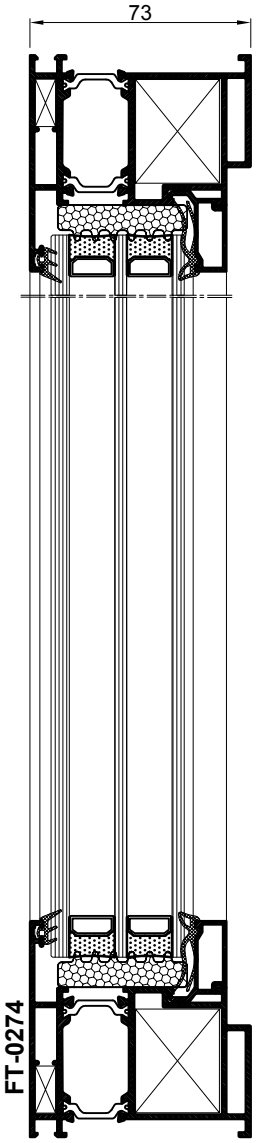

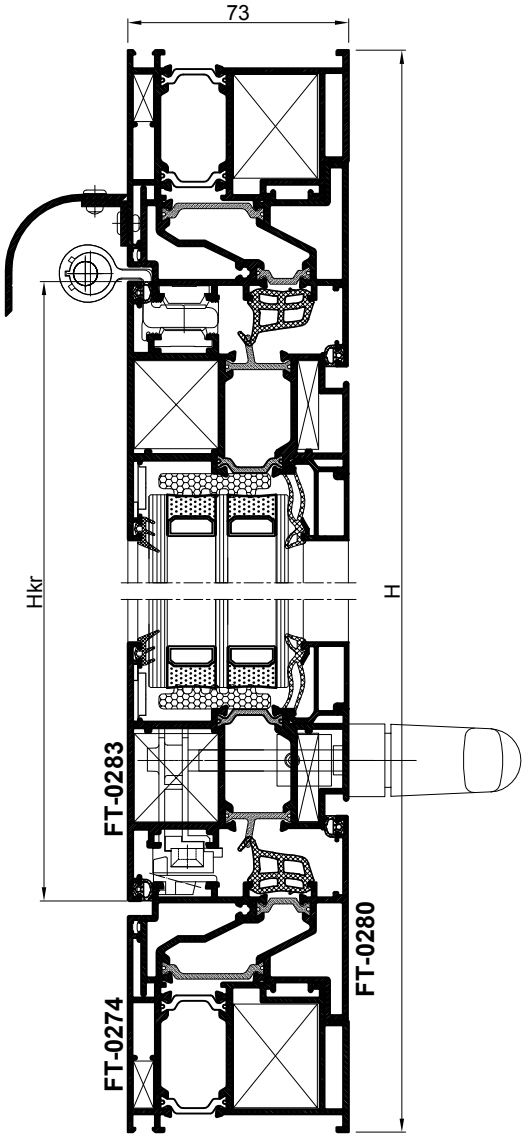

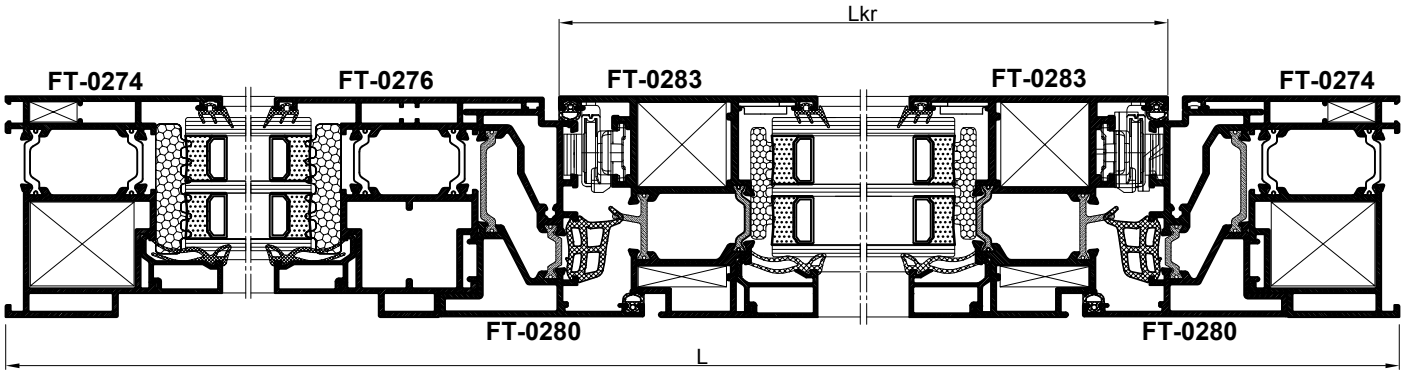

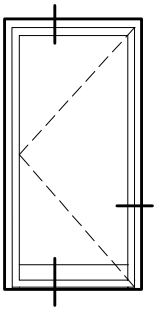

str. 905-025

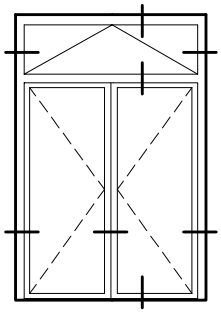

str. 905-028

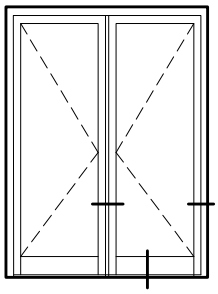

str. 905-030

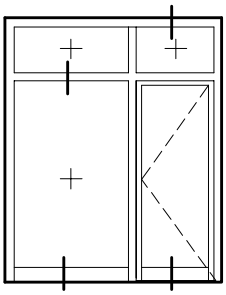

str. 905-032

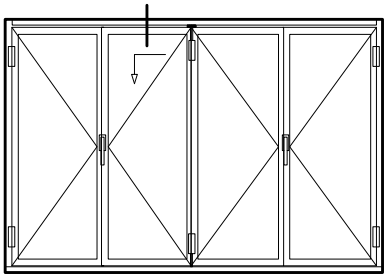

str. 905-034

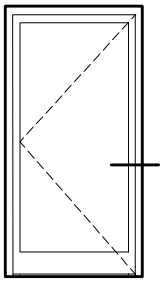

OTVARANJE VANI

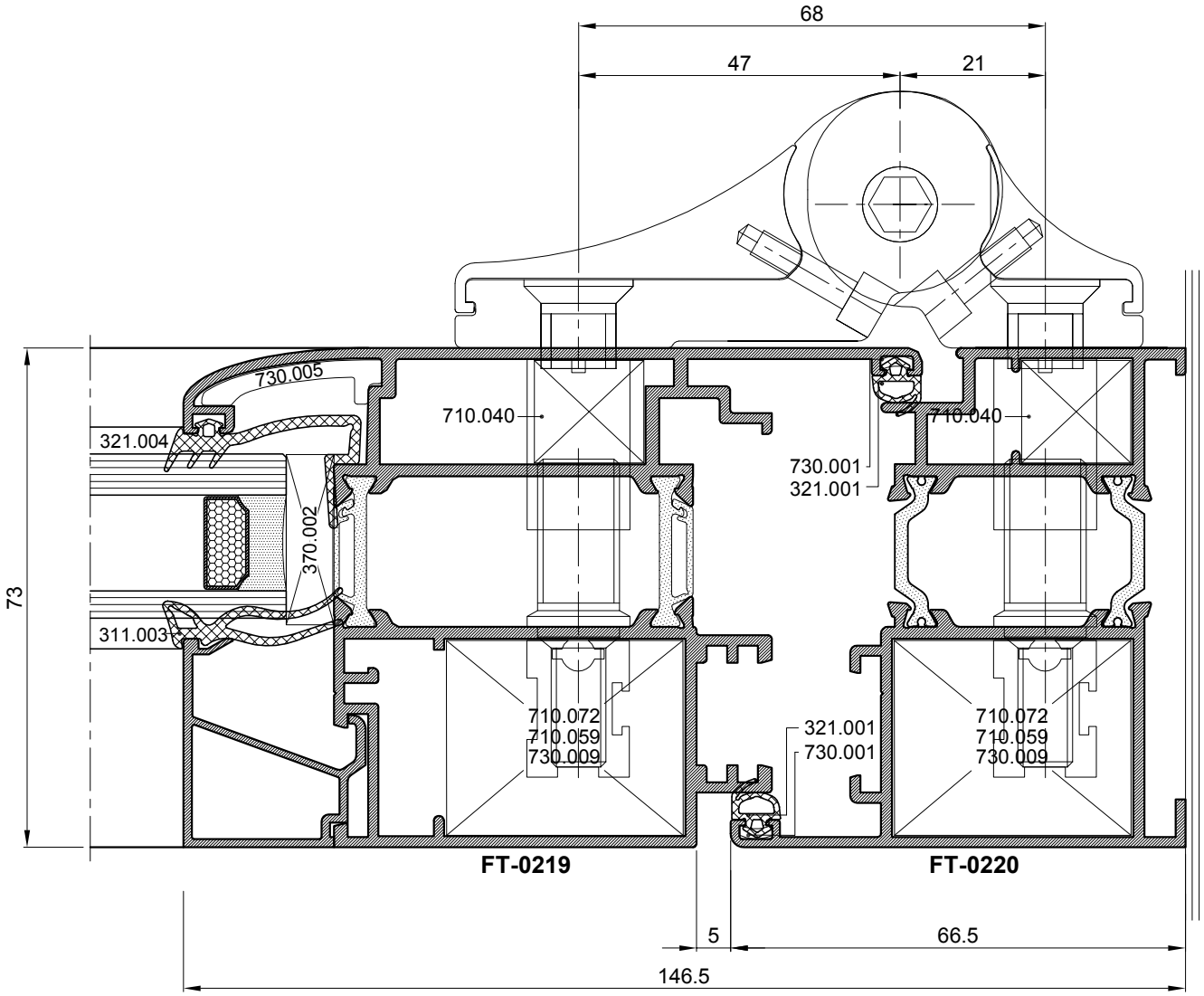

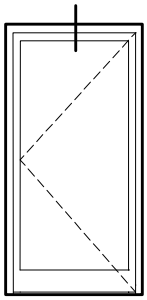

OTVARANJE VANI

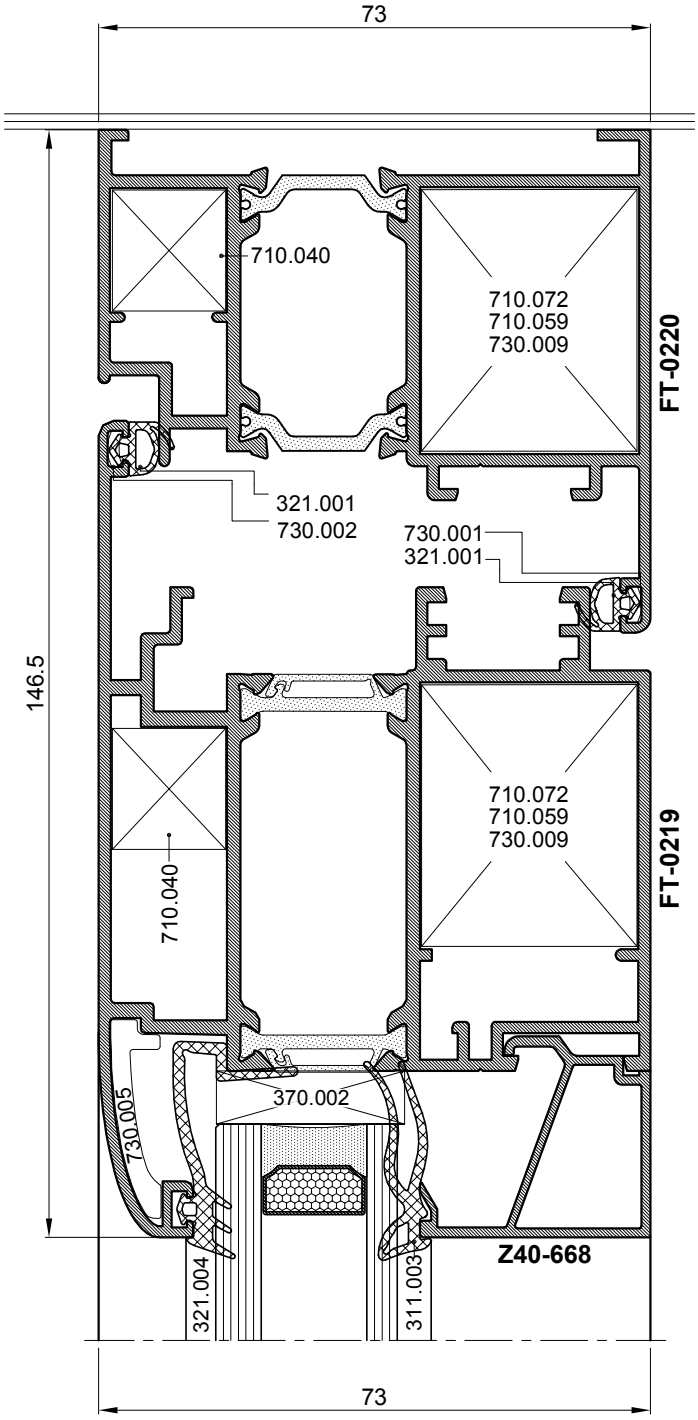

OTVARANJE VANI

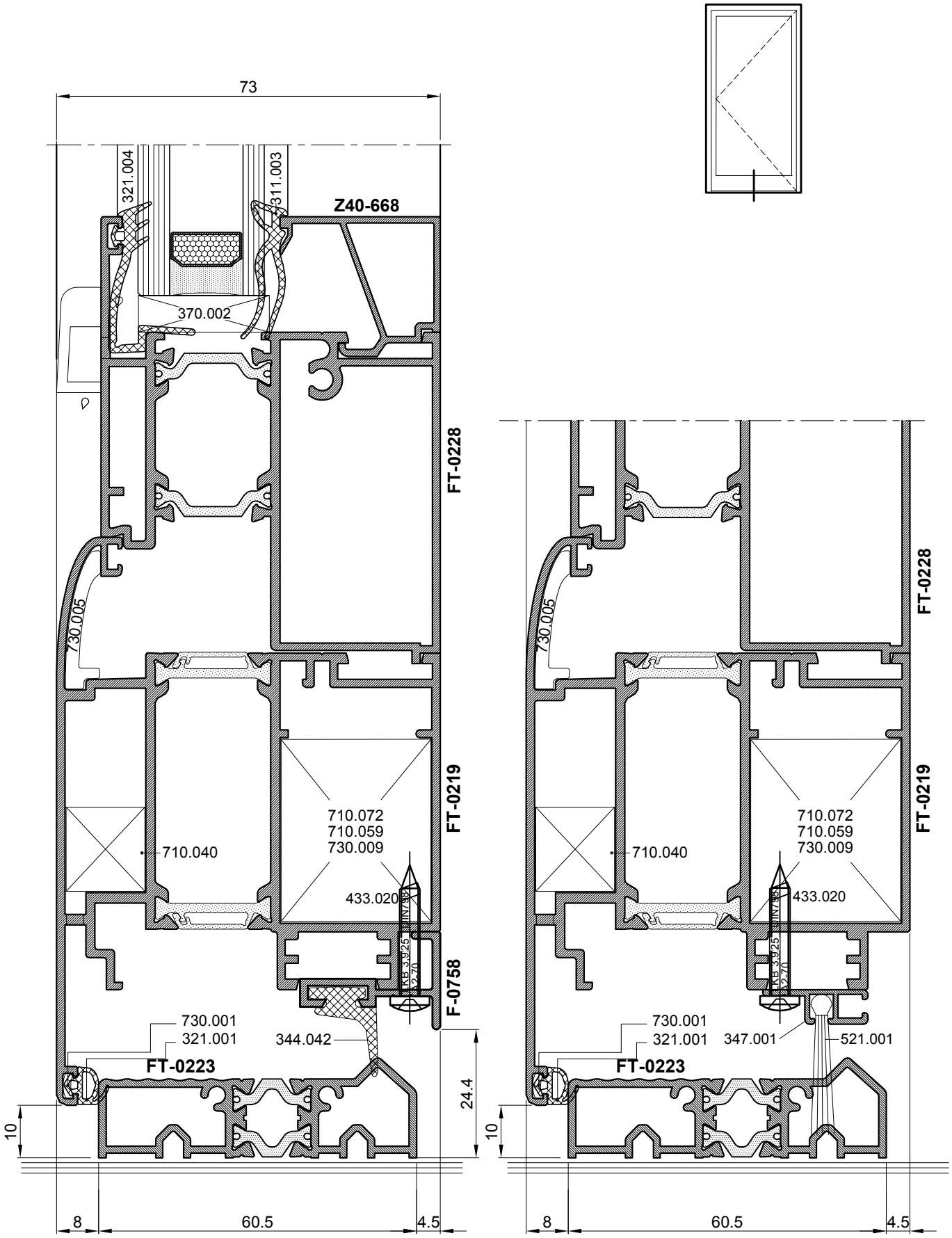

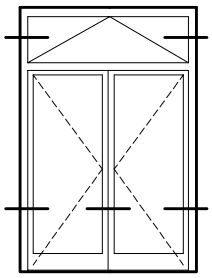

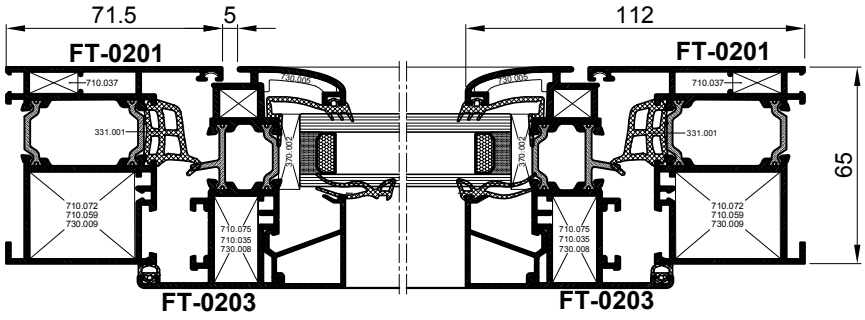
71.5
5
112
FT-0201
FT-0201
710.037
331.001
710.072
710.059
730.009
710.075
710.035
730.008
65
FT-0203
FT-0203

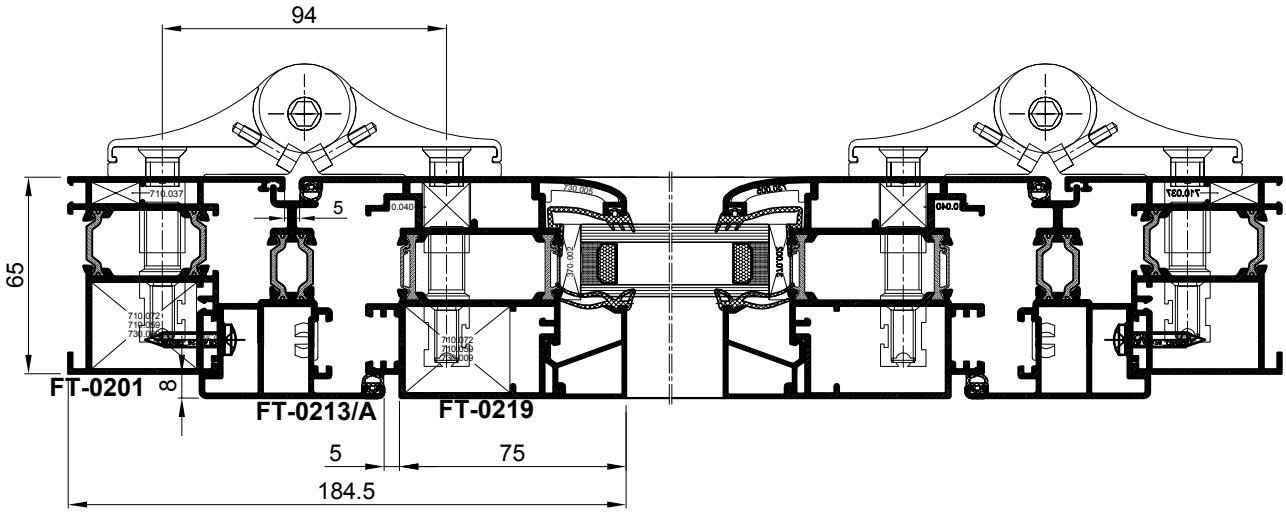
94
65
5
710.037
FT-0201
8
FT-0213/A
FT-0219
5
75
184.5

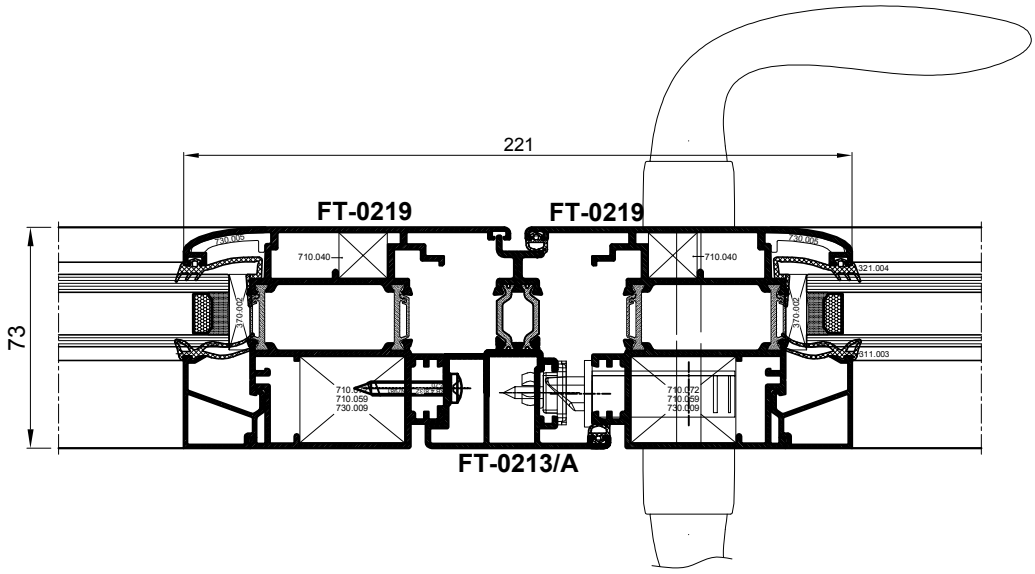
221
FT-0219
FT-0219
710.040
73
710.059
730.009
FT-0213/A

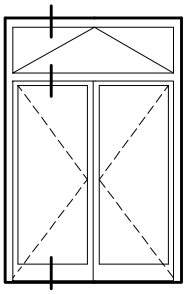

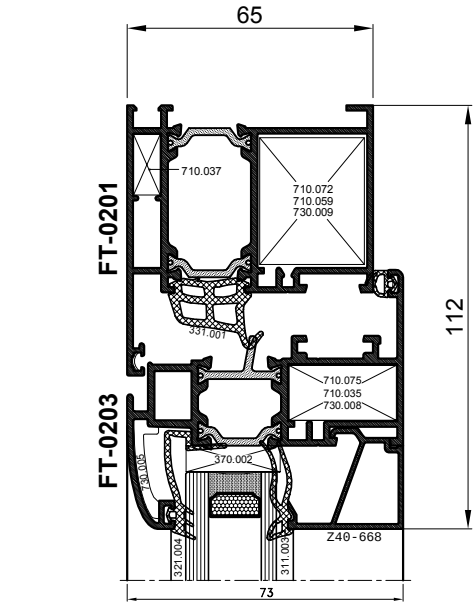
65
112
FT-0201
FT-0203
710.037
710.072
710.059
730.009
331.001
710.075
710.035
730.008
370.002
730.005
321.004
311.003
Z40-668
73

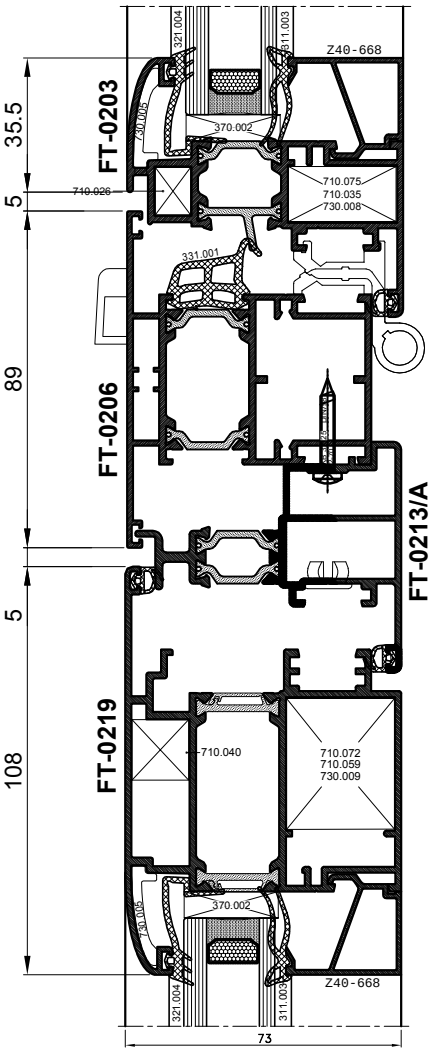
35.5
5
89
5
108
FT-0203
FT-0206
FT-0219
FT-0213/A
710.026
331.001
710.075
710.035
730.008
370.002
730.005
321.004
311.003
Z40-668
710.040
710.072
710.059
730.009
73

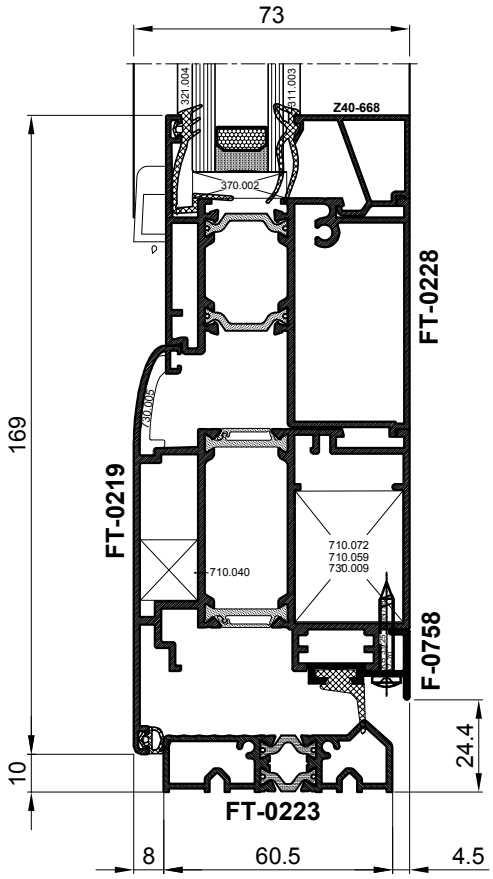
73
169
10
24.4
8
60.5
4.5
FT-0228
FT-0219
F-0758
FT-0223
321.004
311.003
Z40-668
370.002
730.005
710.040
710.072
710.059
730.009

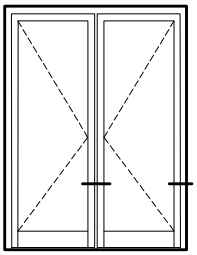

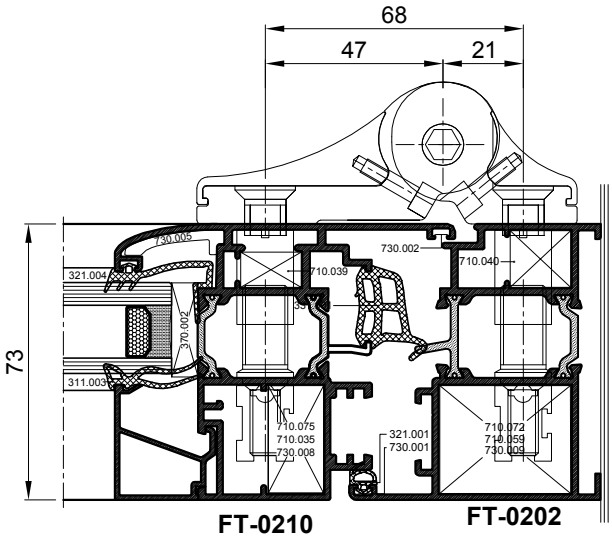
68
47
21
73
730.005
321.004
730.002
710.039
710.040
730.002
311.003
710.075
710.035
730.008
321.001
730.001
710.072
710.059
730.009
FT-0210
FT-0202

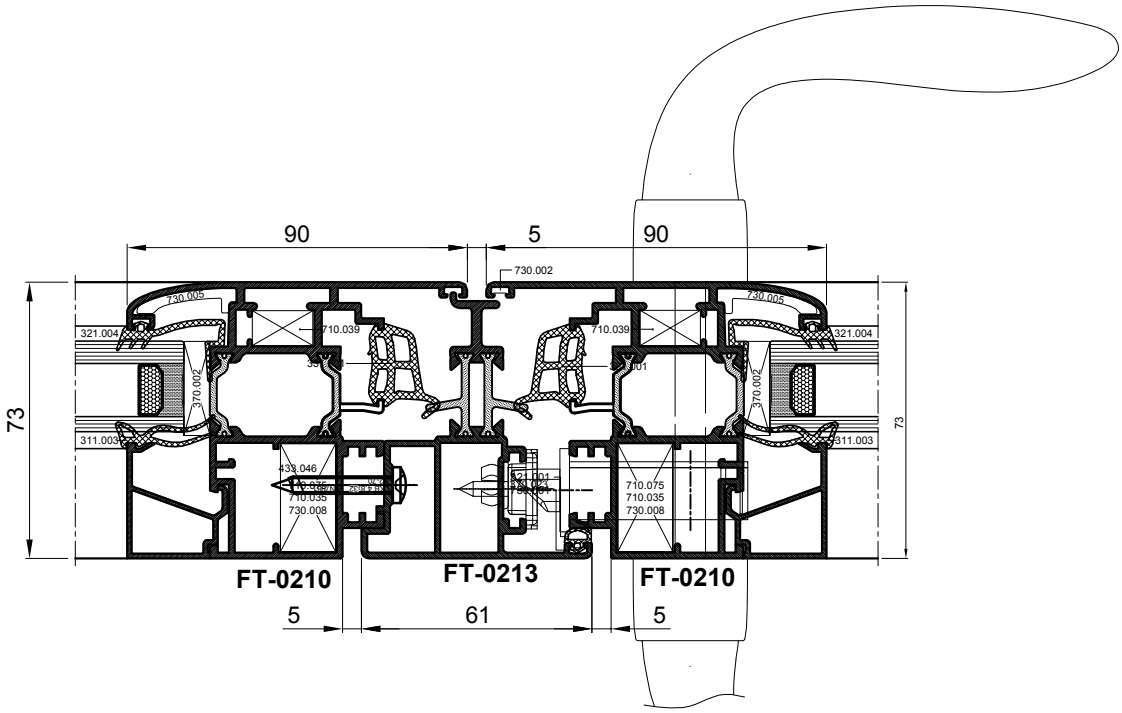
90
5
90
730.002
73
730.005
321.004
710.039
710.039
730.005
321.004
730.002
730.002
311.003
311.003
73
433.046
710.035
730.008
710.075
710.035
730.008
FT-0210
FT-0213
FT-0210
5
61
5

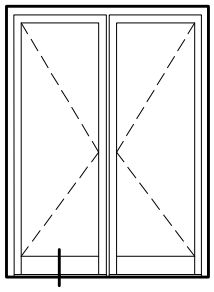

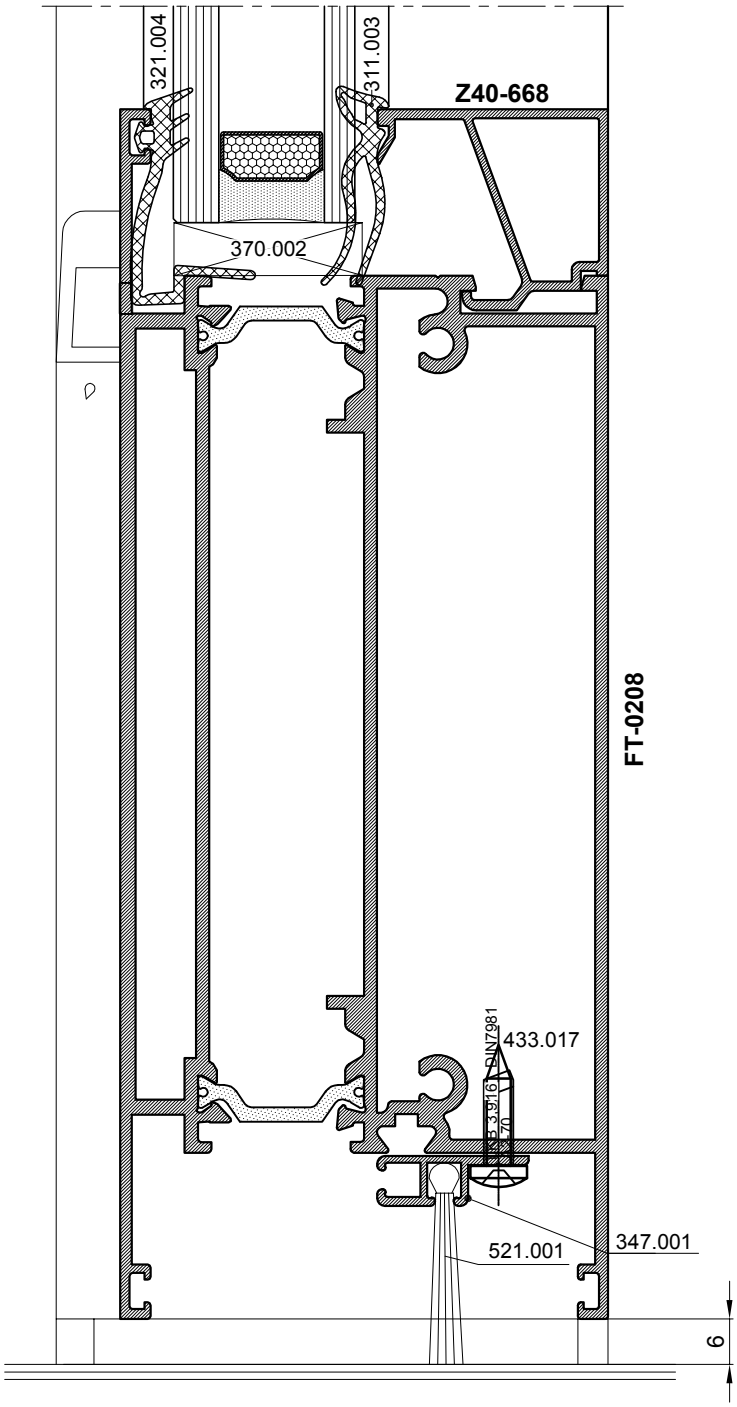
321.004
311.003
Z40-668
370.002
FT-0208
433.017
DIN7981
ISO 3916
521.001
347.001
6

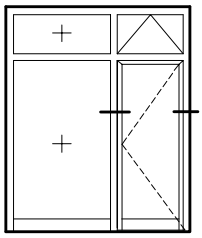

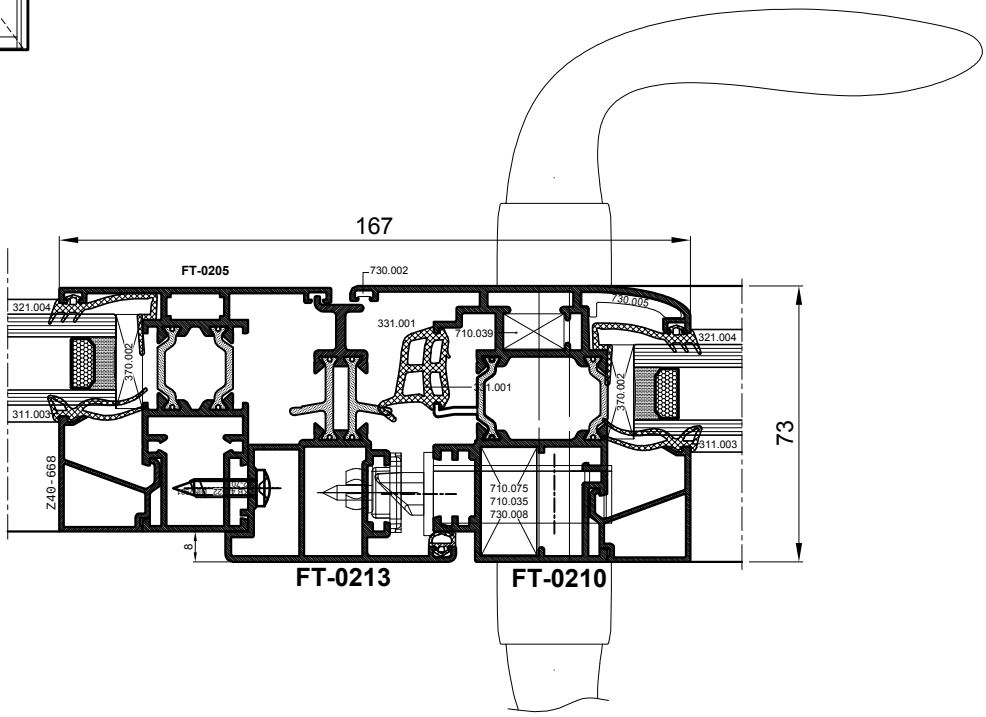
167
FT-0205
730.002
321.004
370.002
331.001
710.039
730.005
311.003
Z40-668
710.075
710.035
730.008
73
8
FT-0213
FT-0210

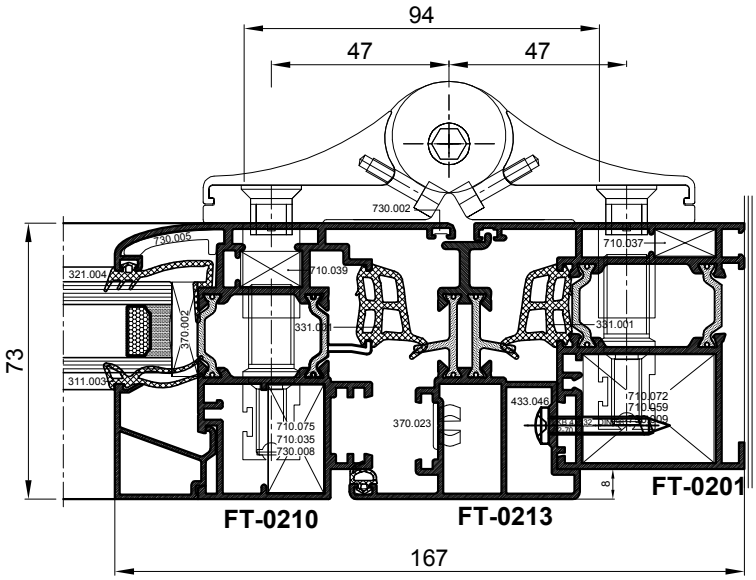
94
47
47
730.002
730.005
710.037
321.004
710.039
370.002
331.001
311.003
73
710.075
710.035
730.008
370.023
433.046
710.072
8
FT-0201
FT-0210
FT-0213
167

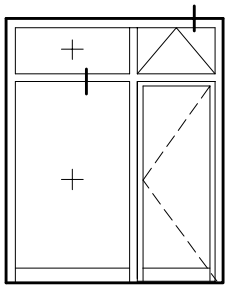

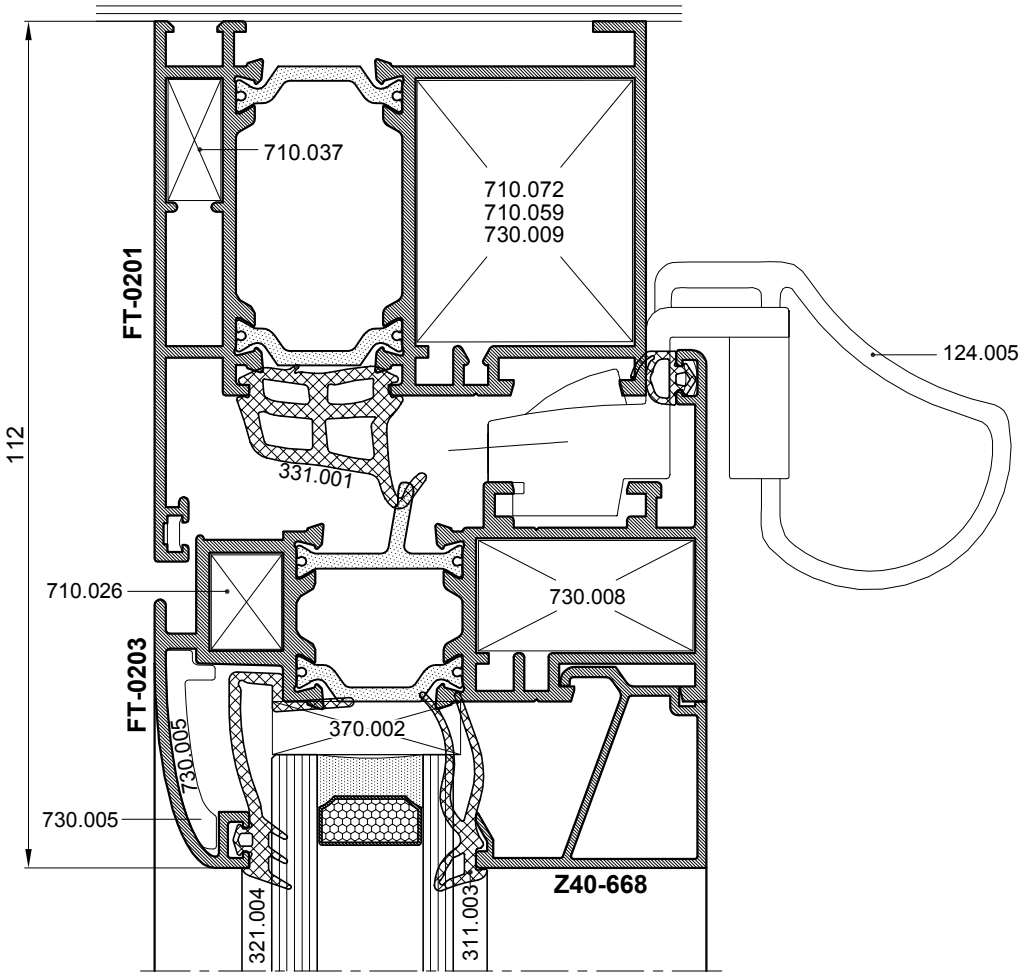
710.037
710.072
710.059
730.009
FT-0201
124.005
112
331.001
710.026
730.008
FT-0203
370.002
730.005
730.005
Z40-668
321.004
311.003

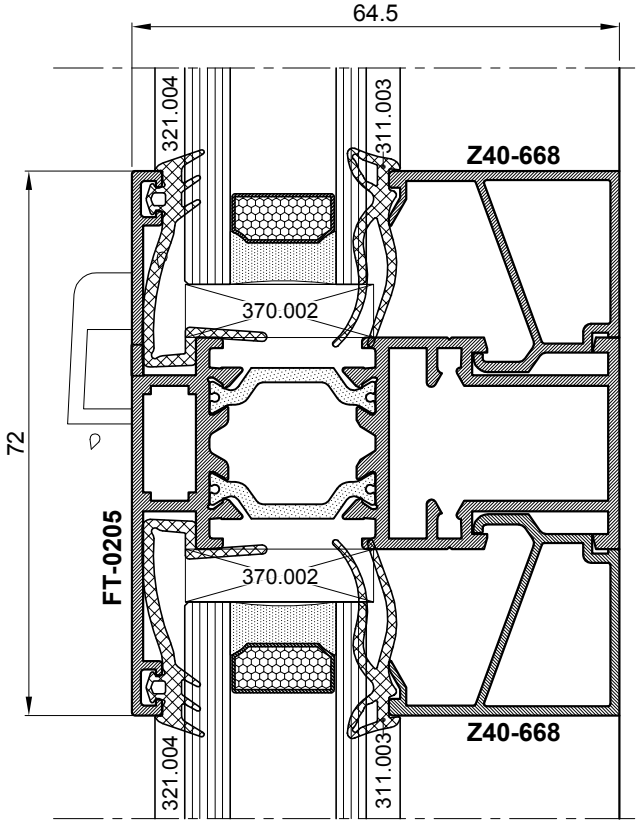
64.5
321.004
311.003
Z40-668
370.002
72
FT-0205
370.002
Z40-668
321.004
311.003

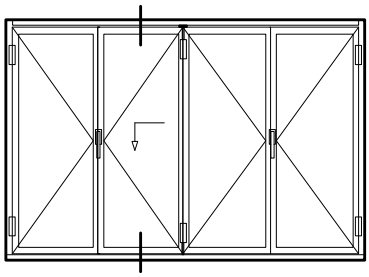

SUSTAV HARMO

NOŠENJE KRILA PREKO KOTAČIĆA I ŠARKI
Elementi za nošenje: -kotačići
-šarka
-osovina sa maticom

VOĐENJE KRILA PREKO ŠARKI I VODILICE
Elementi za vođenje: -šar a
-osovina sa oblogom i ukrasnom maticom

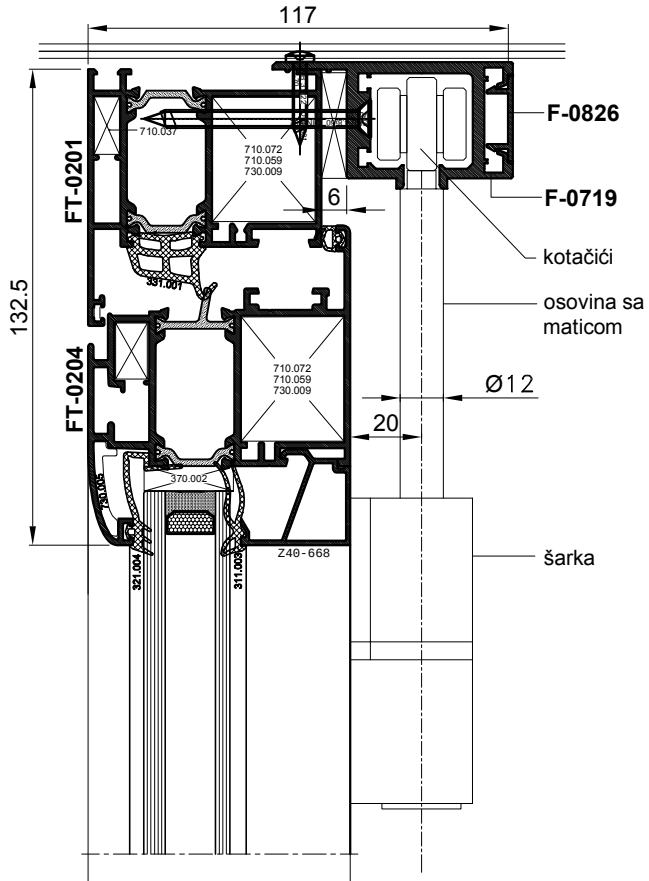

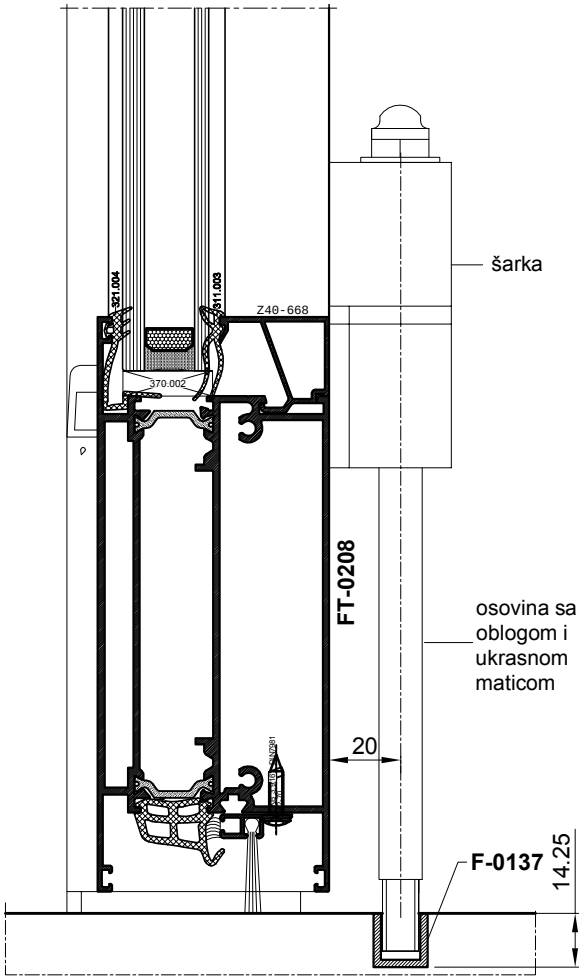

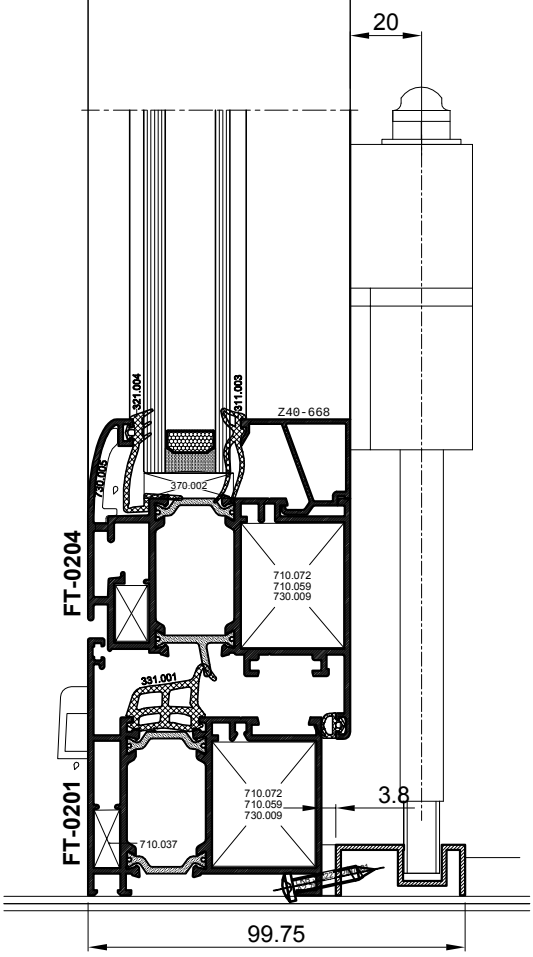

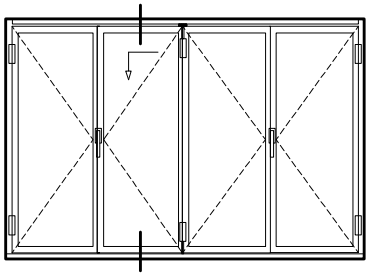

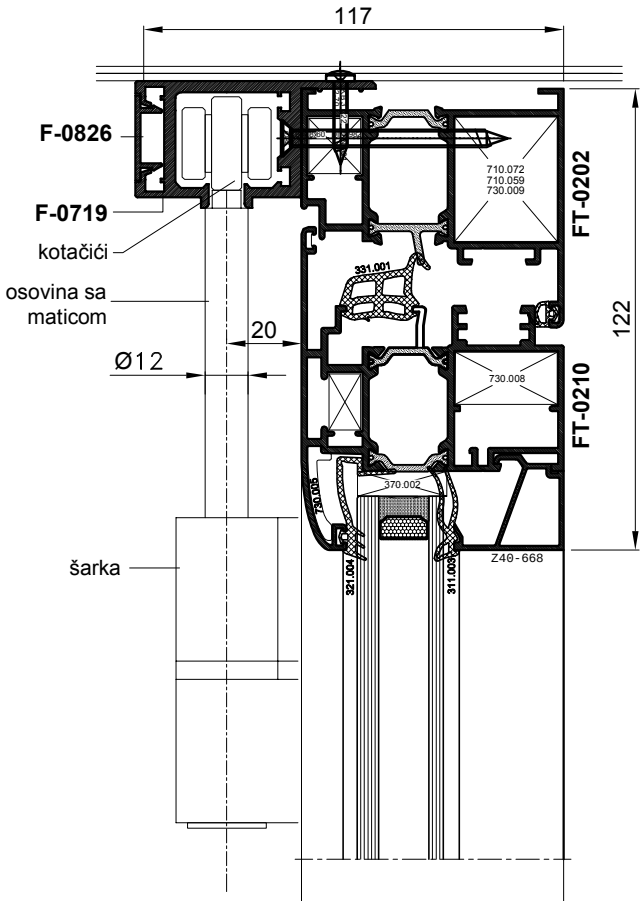

SUSTAV HARMO

NOŠENJE KRILA PREKO KOTAČIĆA I ŠARKI
Elementi za nošenje: -kotačići
-šarka
-osovina sa maticom
VOĐENJE KRILA PREKO ŠARKI I VODILICE
Elementi za vođenje: -šar a
-osovina sa oblogom
ukrasnom maticom

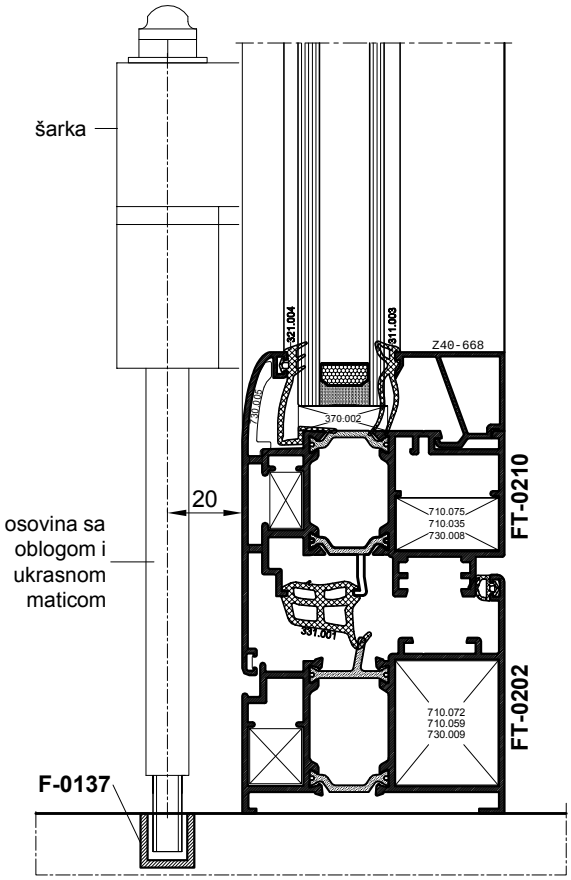

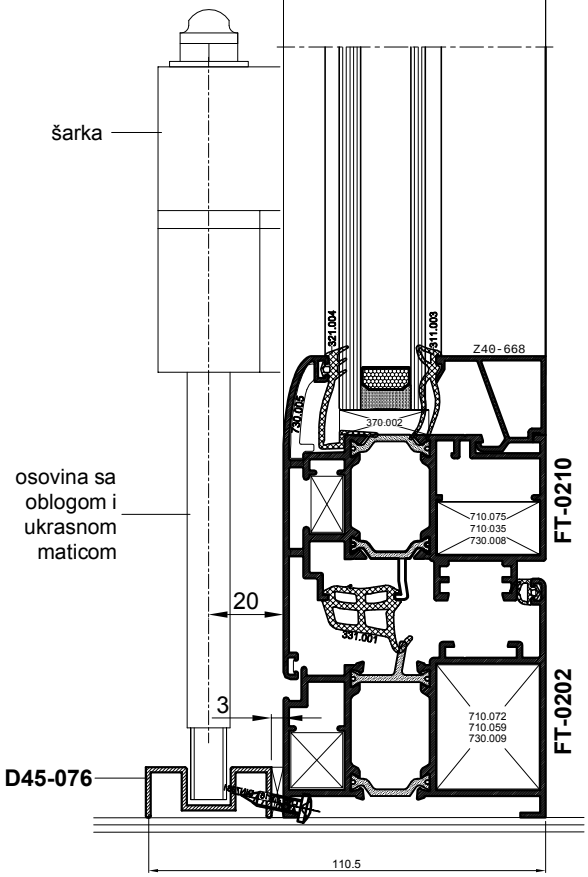

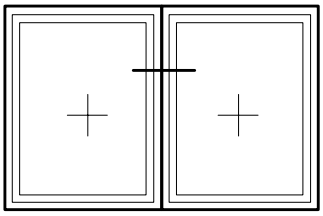

str. 905.037

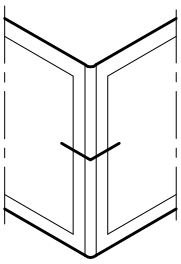

str. 905.038
str. 905.039
str. 905.040

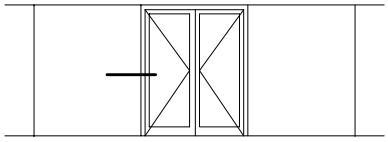

str. 905.041

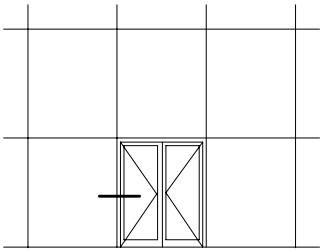

str. 905.042

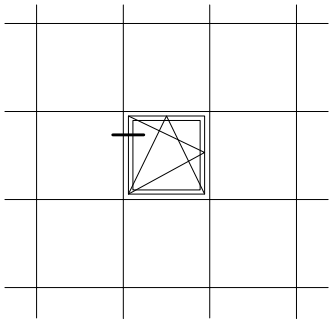

str. 905.043

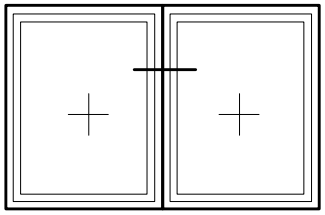

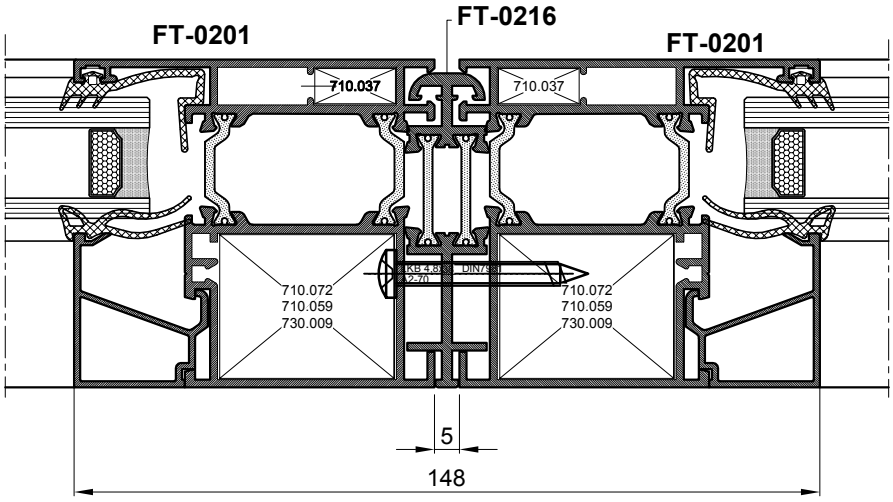
FT-0201
FT-0216
FT-0201
710.037
710.037
710.072
710.059
730.009
710.072
710.059
730.009
5
148

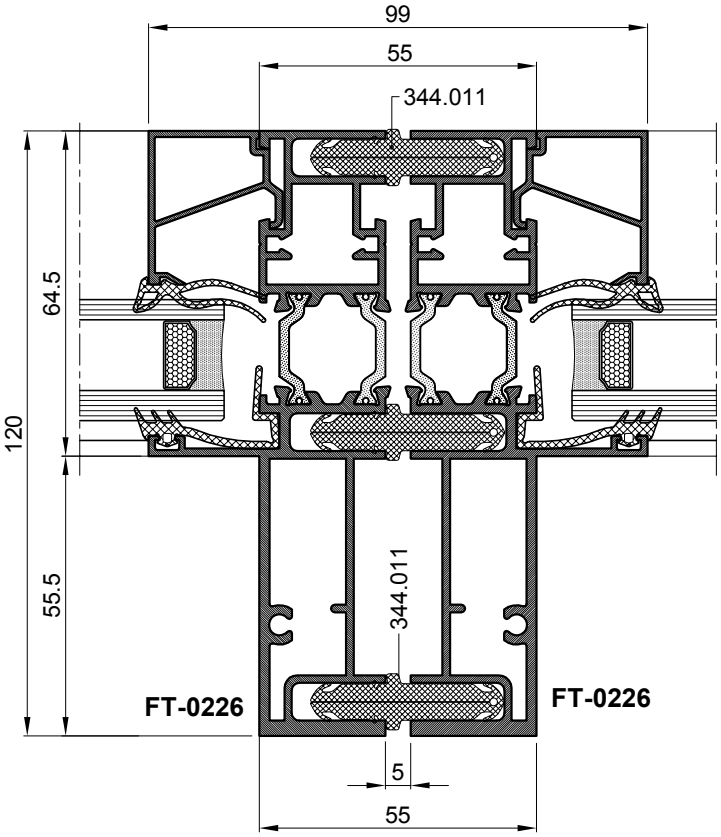
99
55
344.011
64.5
120
55.5
344.011
FT-0226
FT-0226
5
55

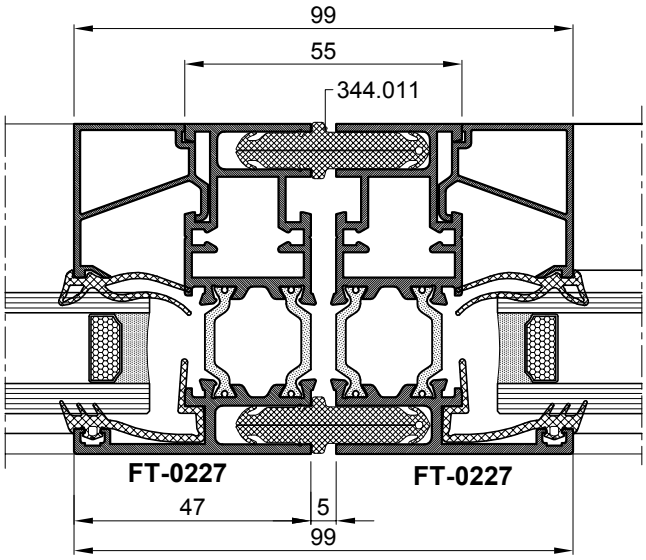
99
55
344.011
FT-0227
FT-0227
47
5
99

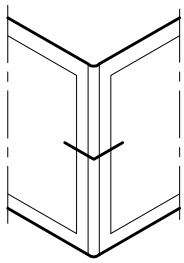

KUT PREMA VANI

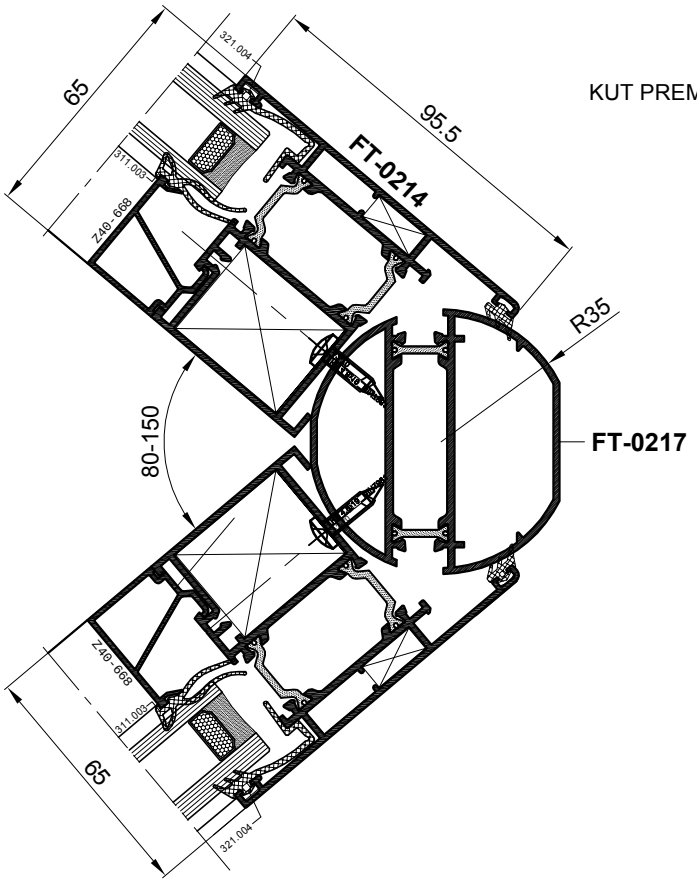

KUT PREMA UNUTRA

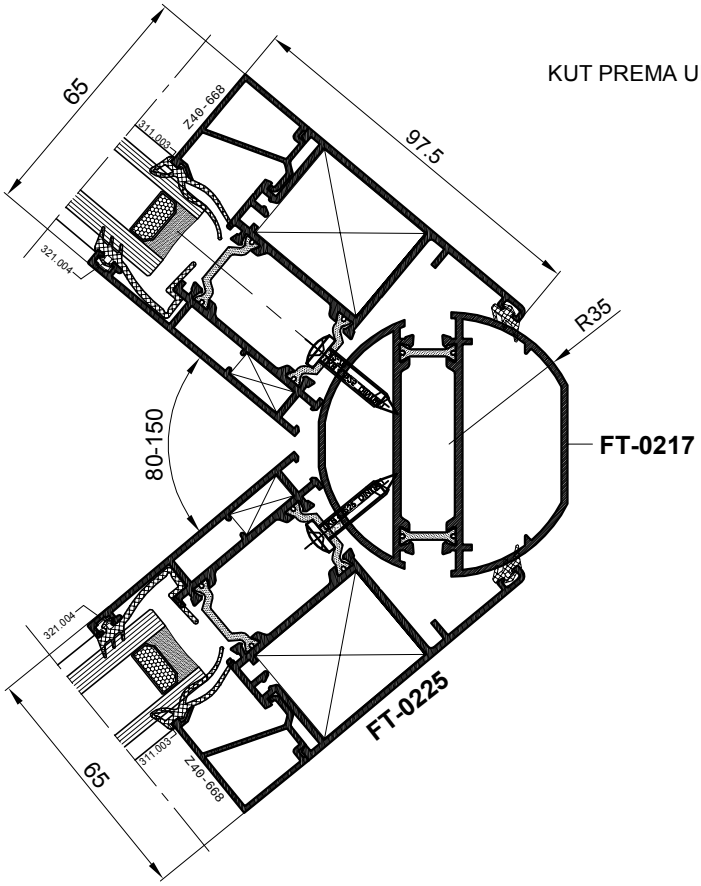

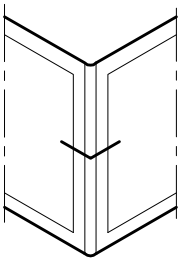

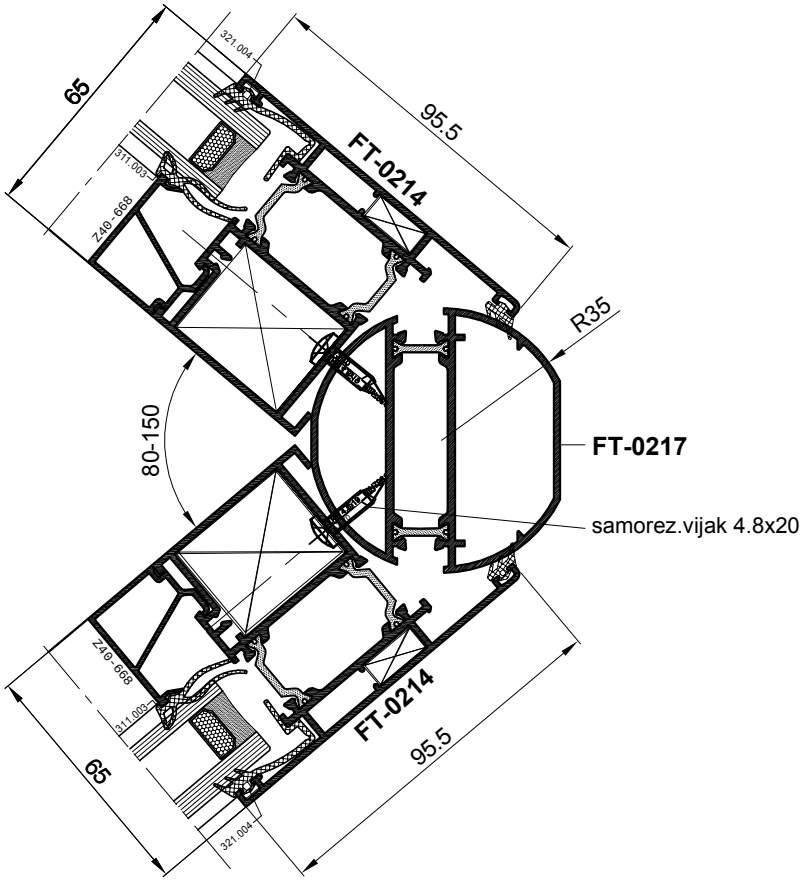
65
321.004
311.003
Z40-668
95.5
FT-0214
R35
80-150
FT-0217
samorez.vijak 4.8x20
Z40-668
311.003
FT-0214
95.5
65
321.004

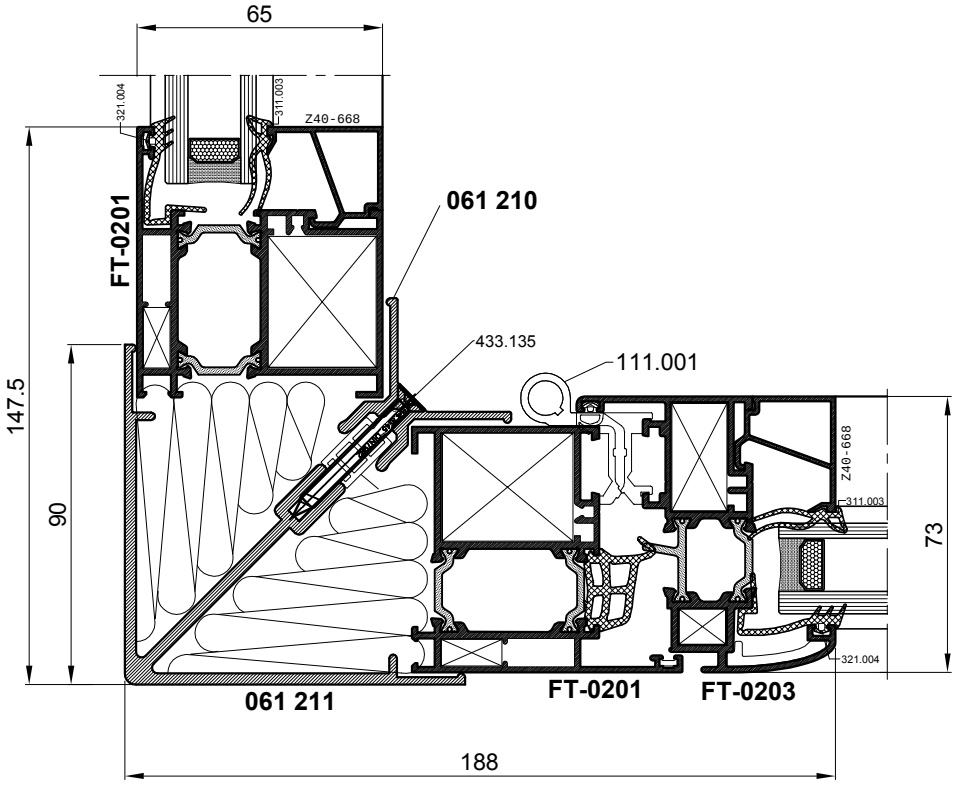
65
321.004
311.003
Z40-668
FT-0201
061 210
433.135
111.001
147.5
90
Z40-668
311.003
73
321.004
061 211
FT-0201
FT-0203
188

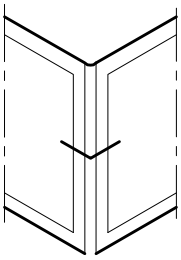

KUT PREMA VANI

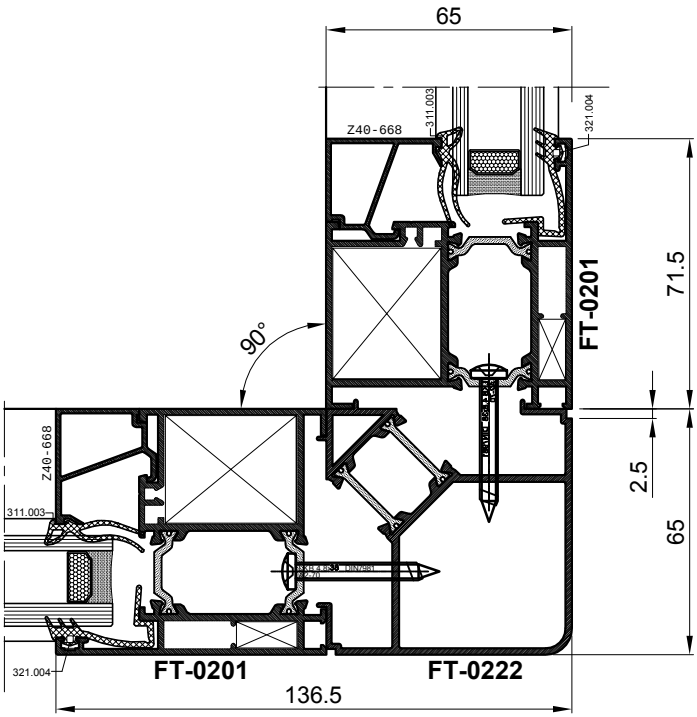

KUT PREMA UNUTRA

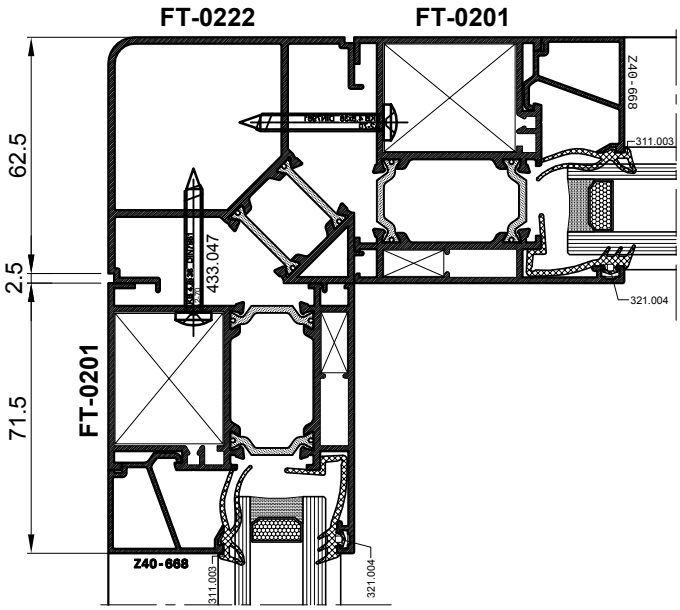

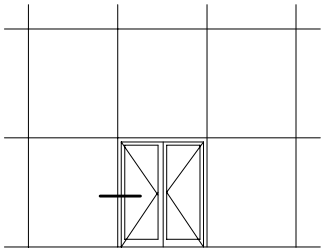

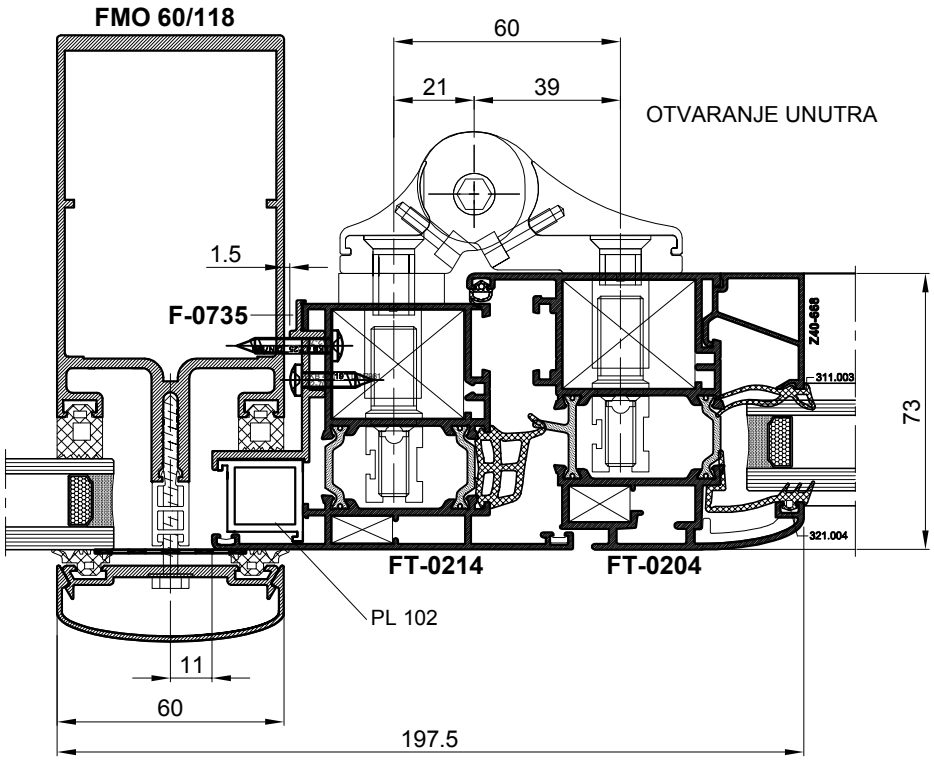
FMO 60/118
60
21
39
OTVARANJE UNUTRA
1.5
F-0735
Z40-668
311.003
73
321.004
FT-0214
FT-0204
PL 102
11
60
197.5

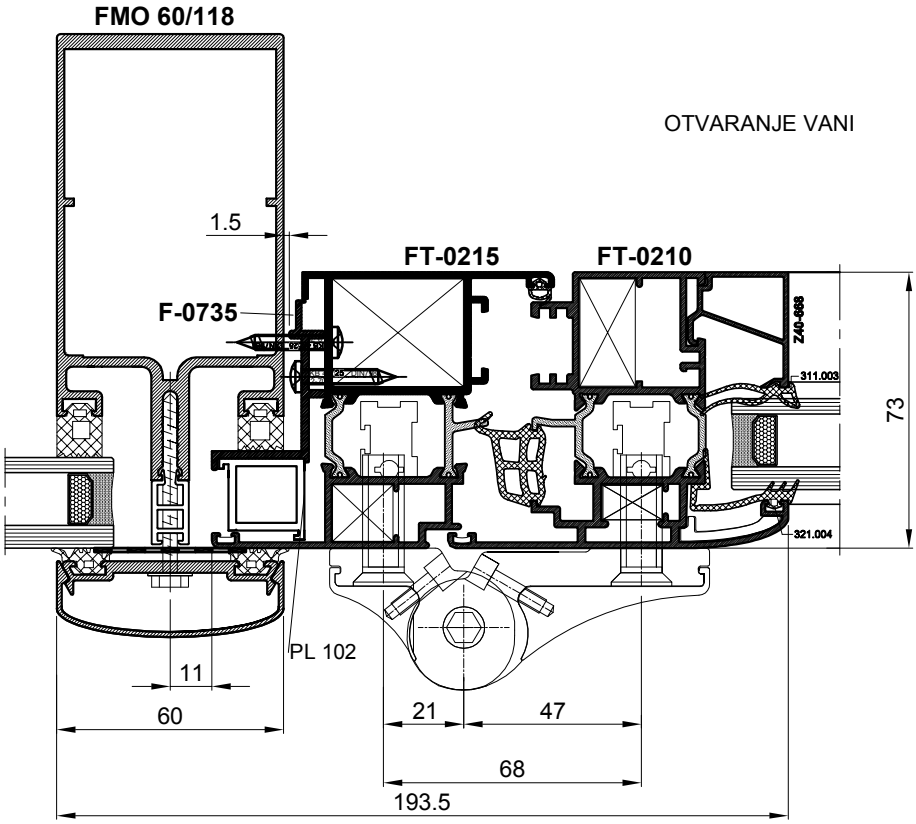
FMO 60/118
OTVARANJE VANI
1.5
FT-0215
FT-0210
F-0735
Z40-668
311.003
73
321.004
PL 102
11
60
21
47
68
193.5

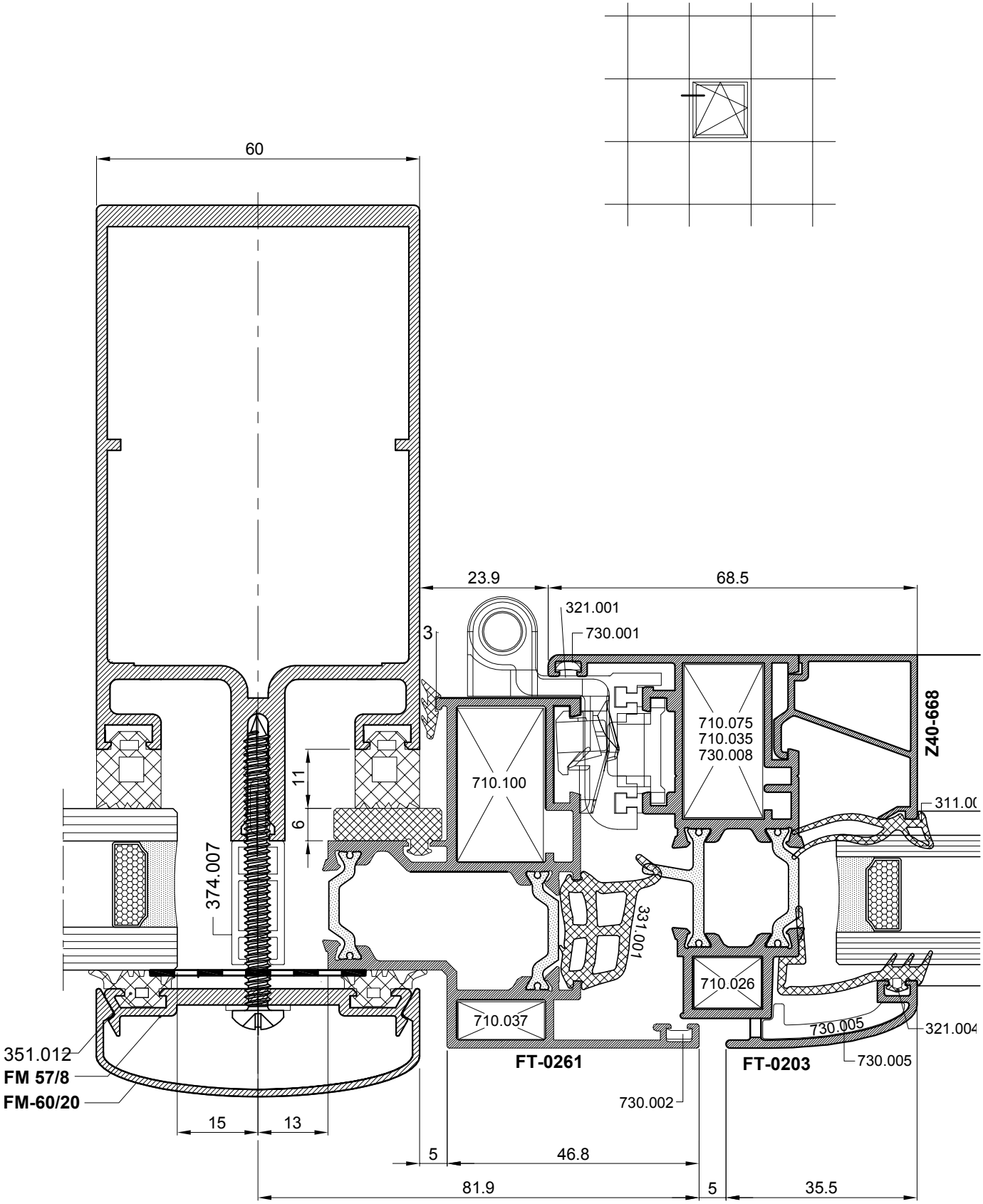
60
23.9
68.5
321.001
730.001
3
710.075
710.035
730.008
Z40-668
710.100
11
6
374.007
331.001
710.026
710.037
730.005
321.004
351.012
FM 57/8
FM-60/20
FT-0261
FT-0203
730.005
730.002
15
13
5
46.8
81.9
5
35.5

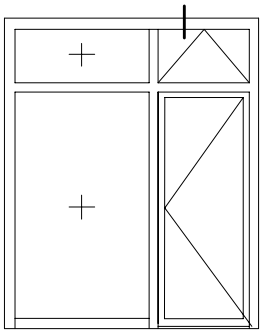

PROFIL ZA UGRADNJU

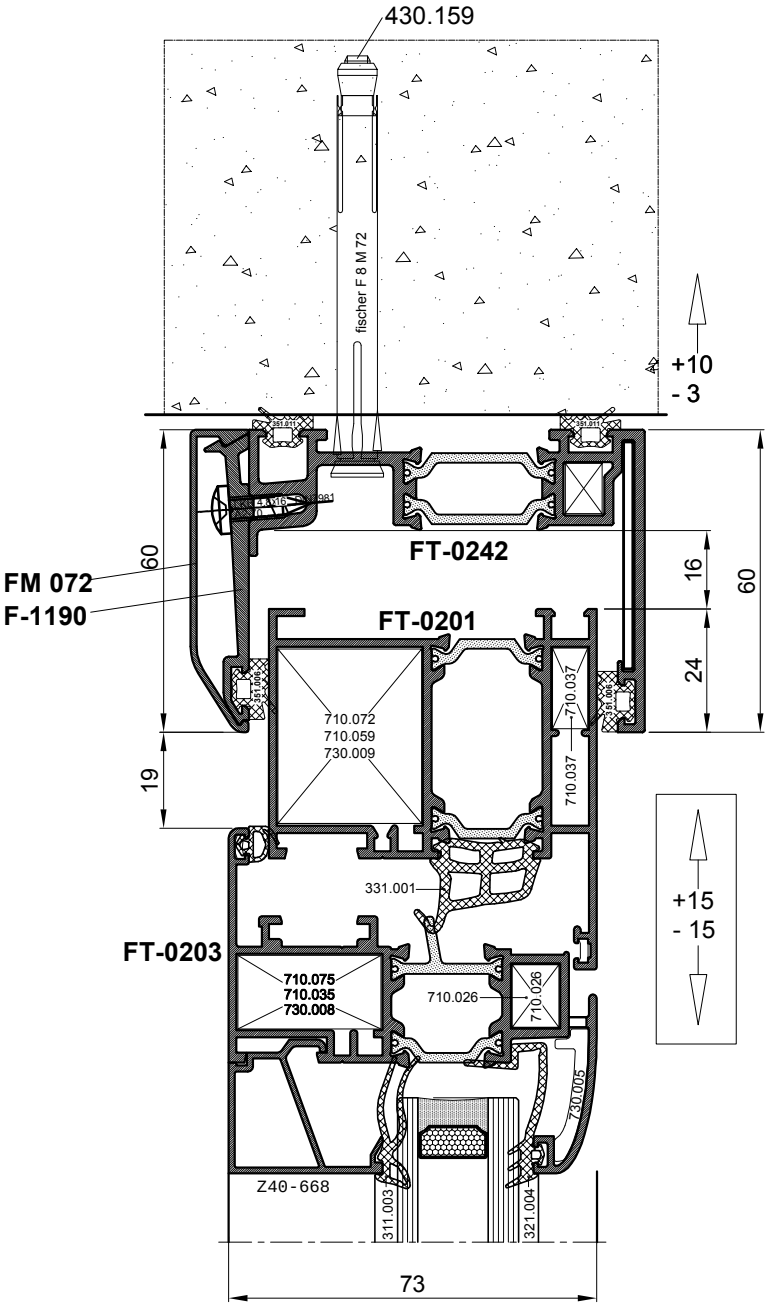

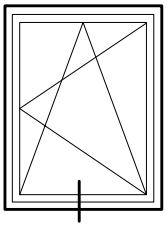

Ispitivanje prozora na protuprovalnost-WK2 (RC2) i WK3 (RC3)

-Korištenje protuprovalnog umetka 374.049 po opsegu stakla

-Lijepiti brtvu za staklo (vanjsku)

-Korištenje otklopno-kliznog mehnizma sa gljivastim ključanjima

-Povećan broj ključanja kod WK3 u odnosu na WK2

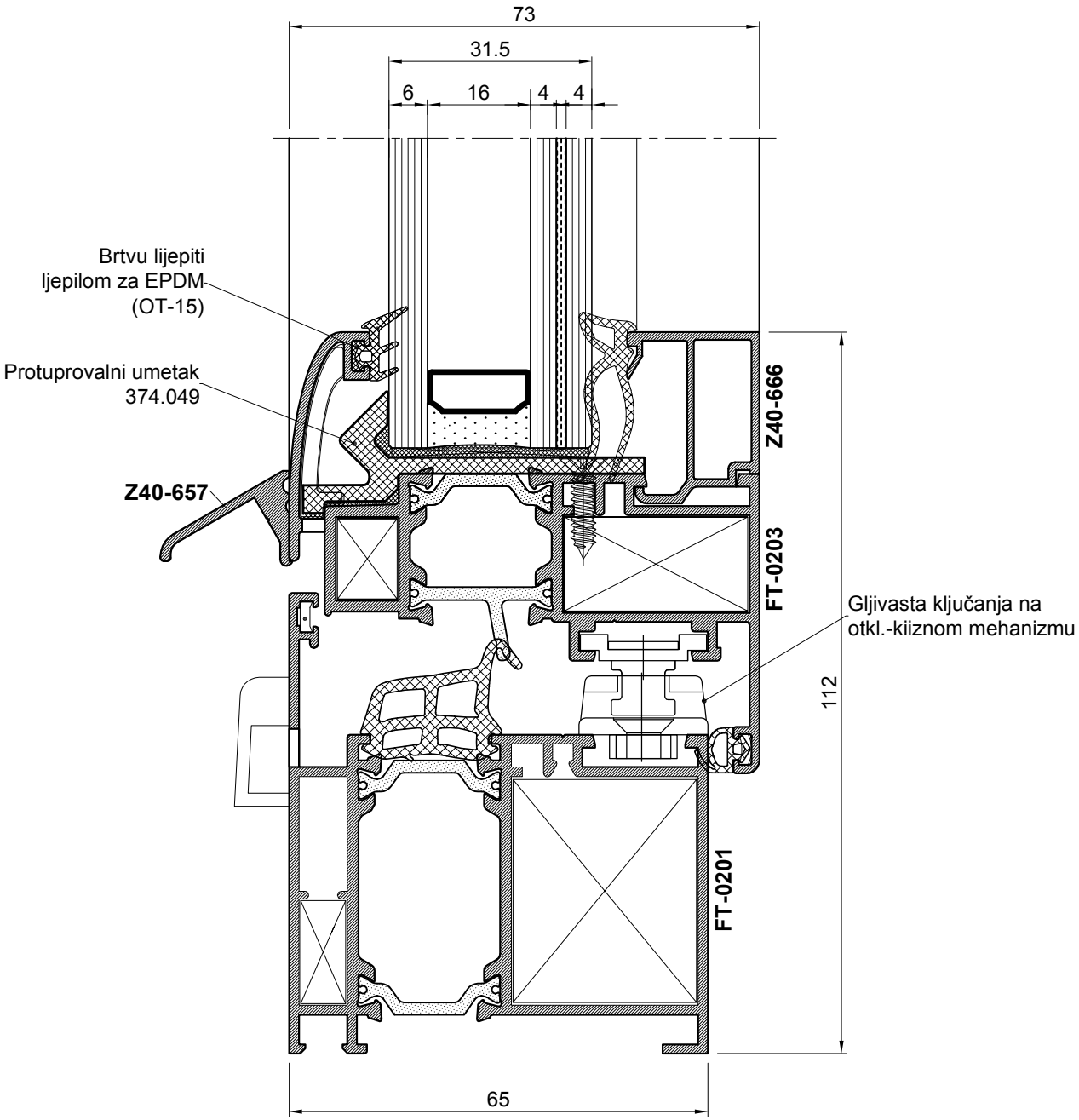

PROZOR - OTVARANJE OKO SREDNJE VODORAVNE OSE

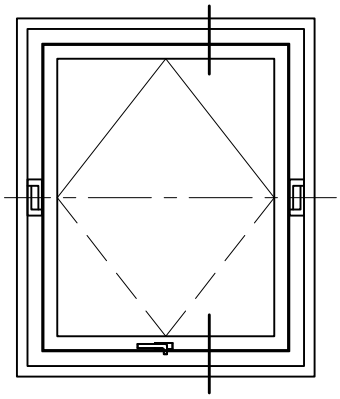

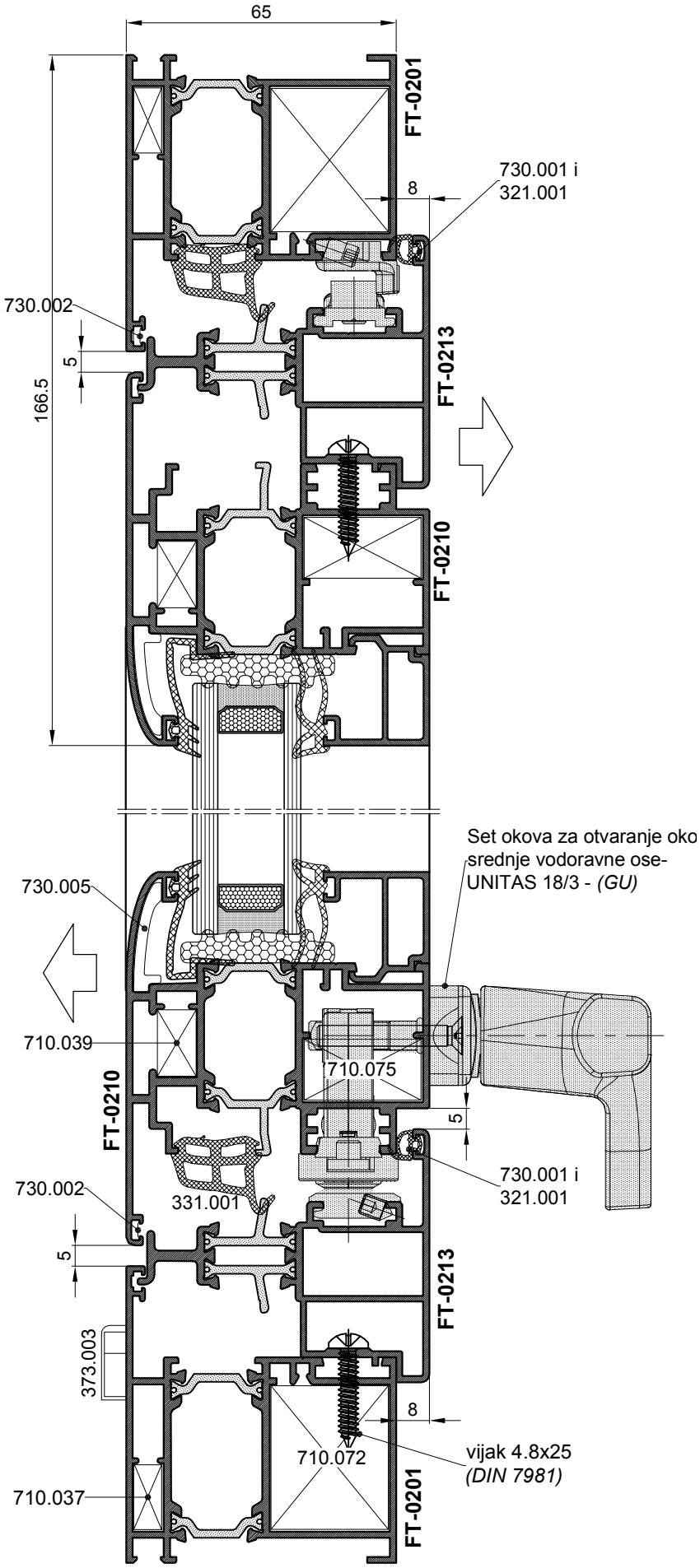

PROZOR - OTVARANJE OKO SREDNJE VODORAVNE OSE

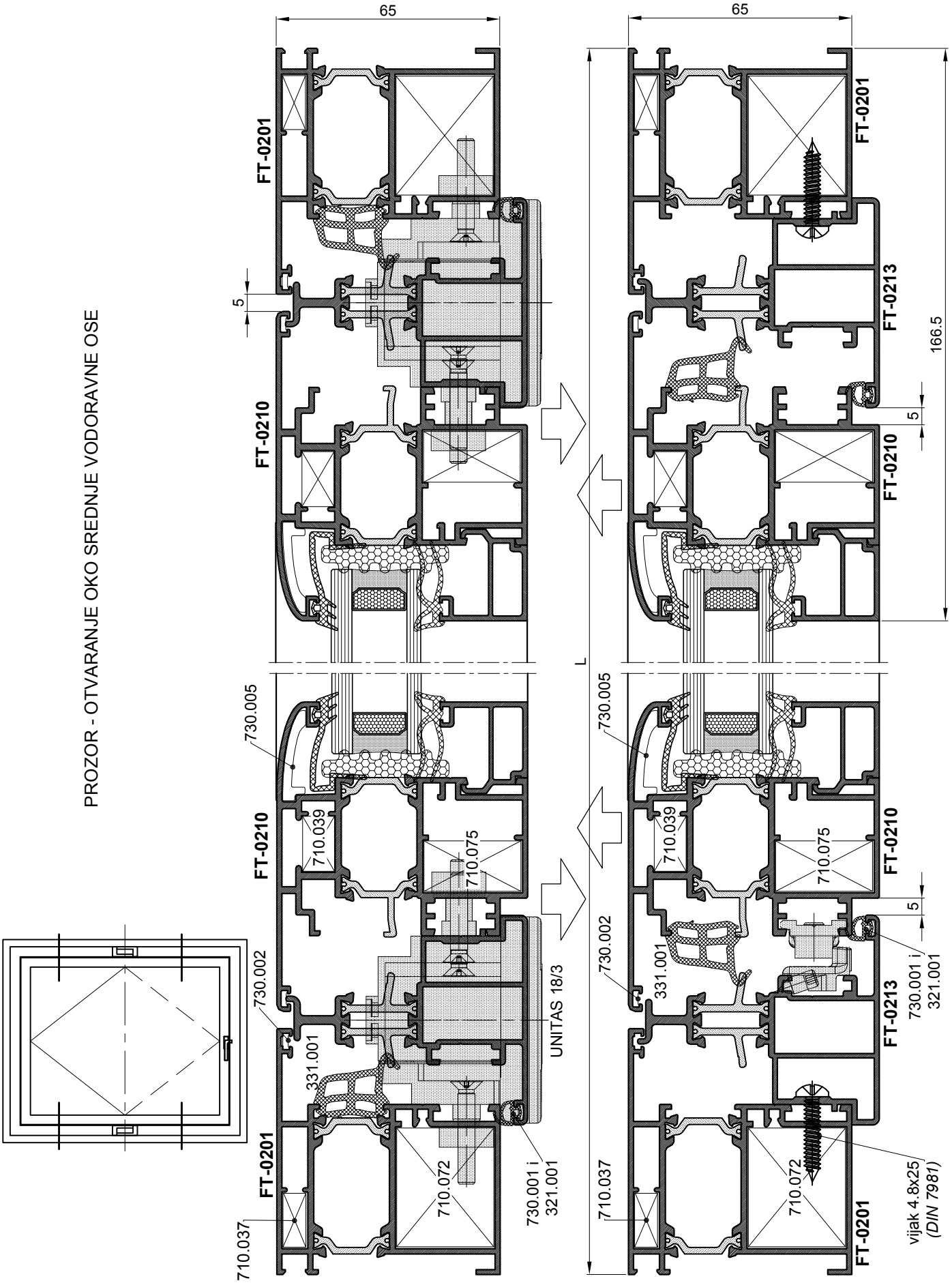

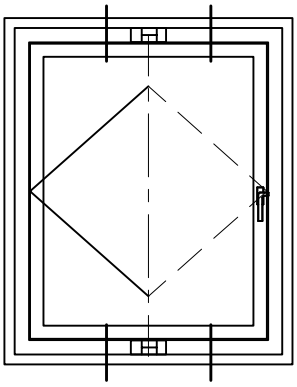

PROZOR - OTVARANJE OKO
SREDNJE OKOMITE OSE

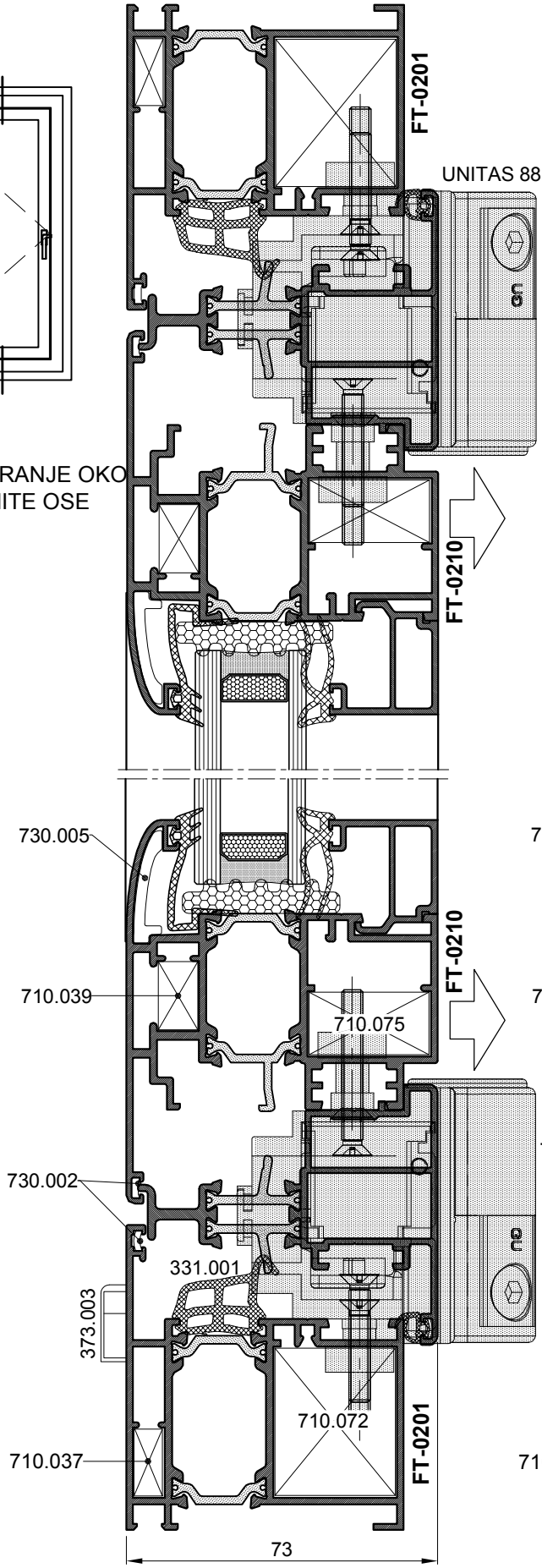

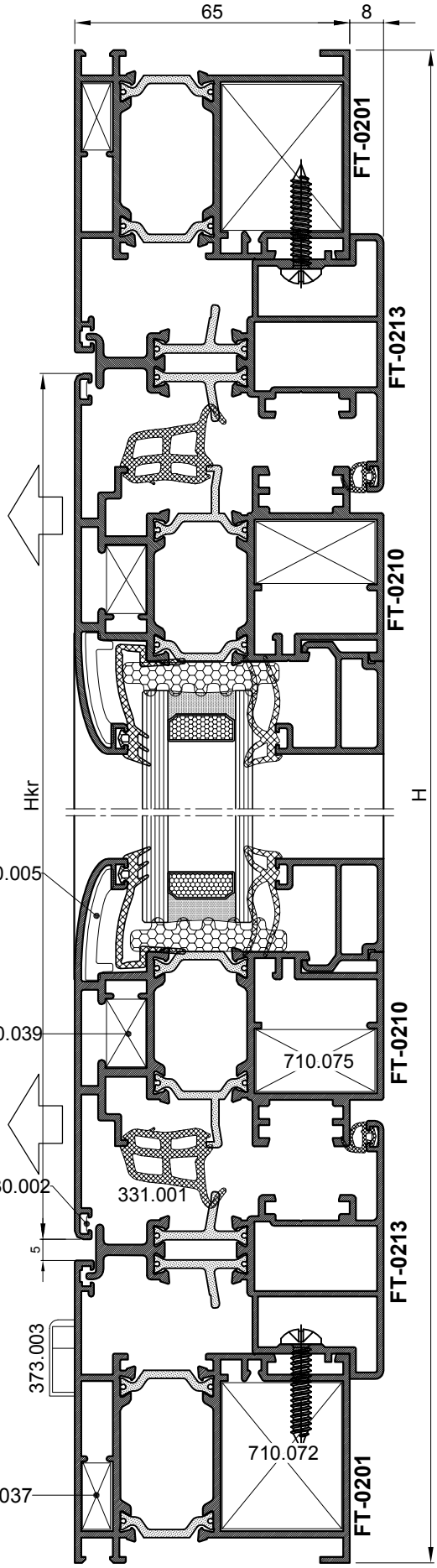

PROZOR - OTVARANJE OKO SREDNJE OKOMITE OSE

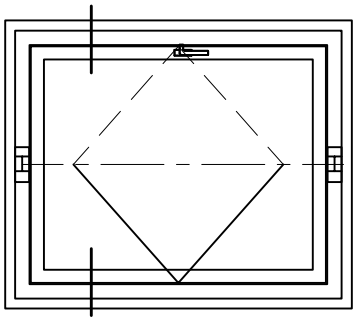

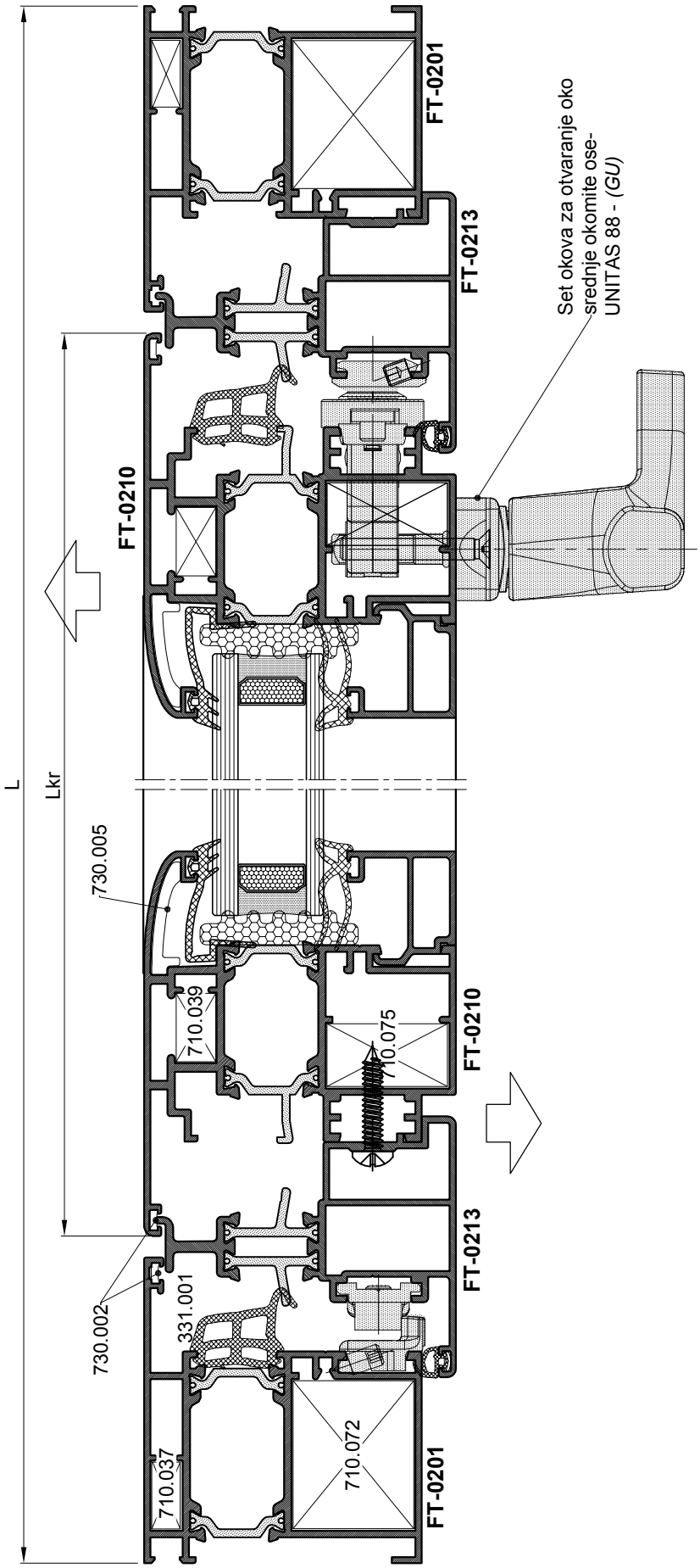

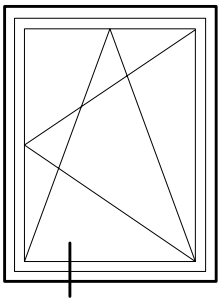

Ugradnja prema RAL smjernicama

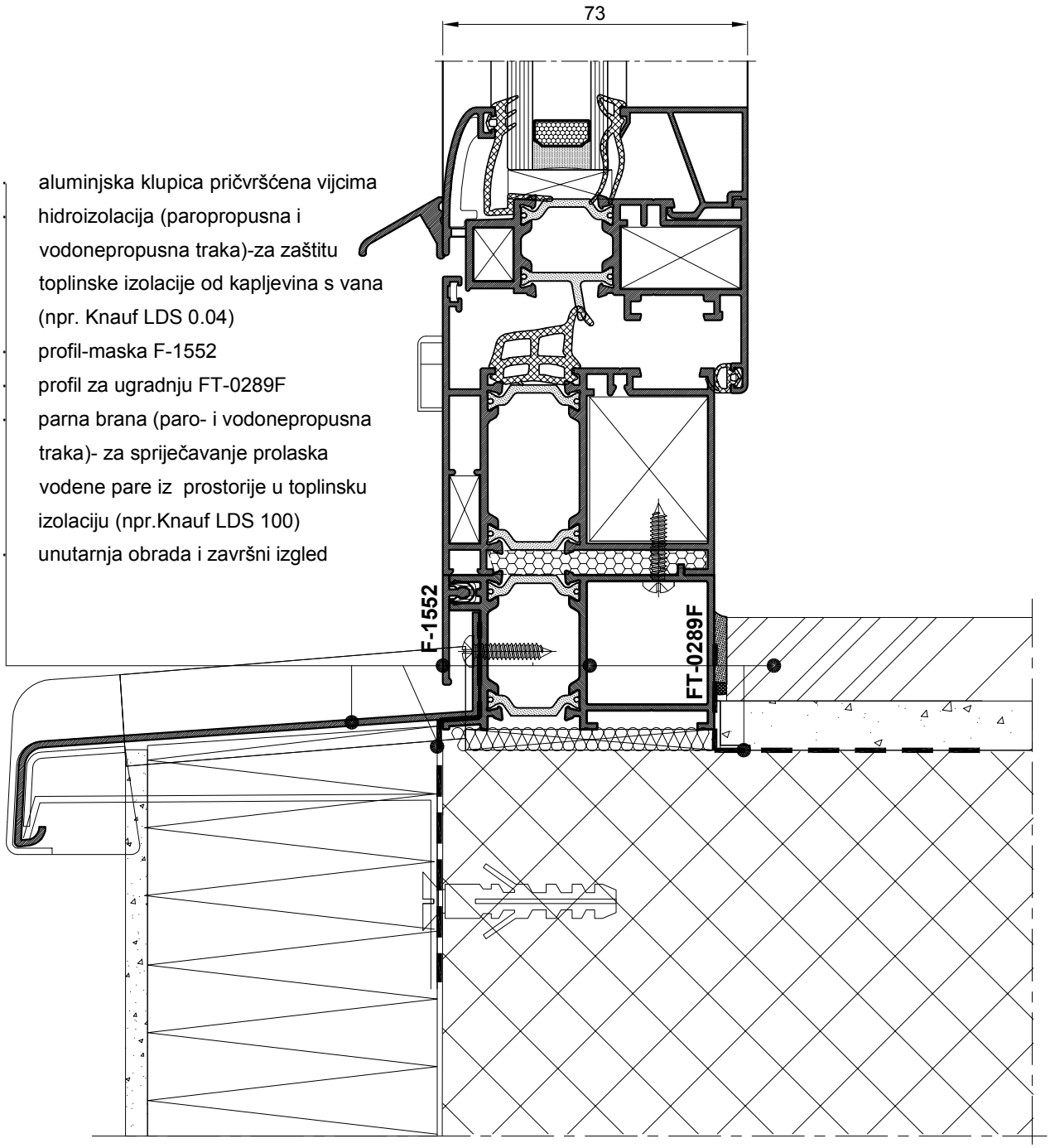

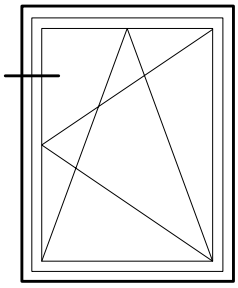

Ugradnja prema RAL smjernicama

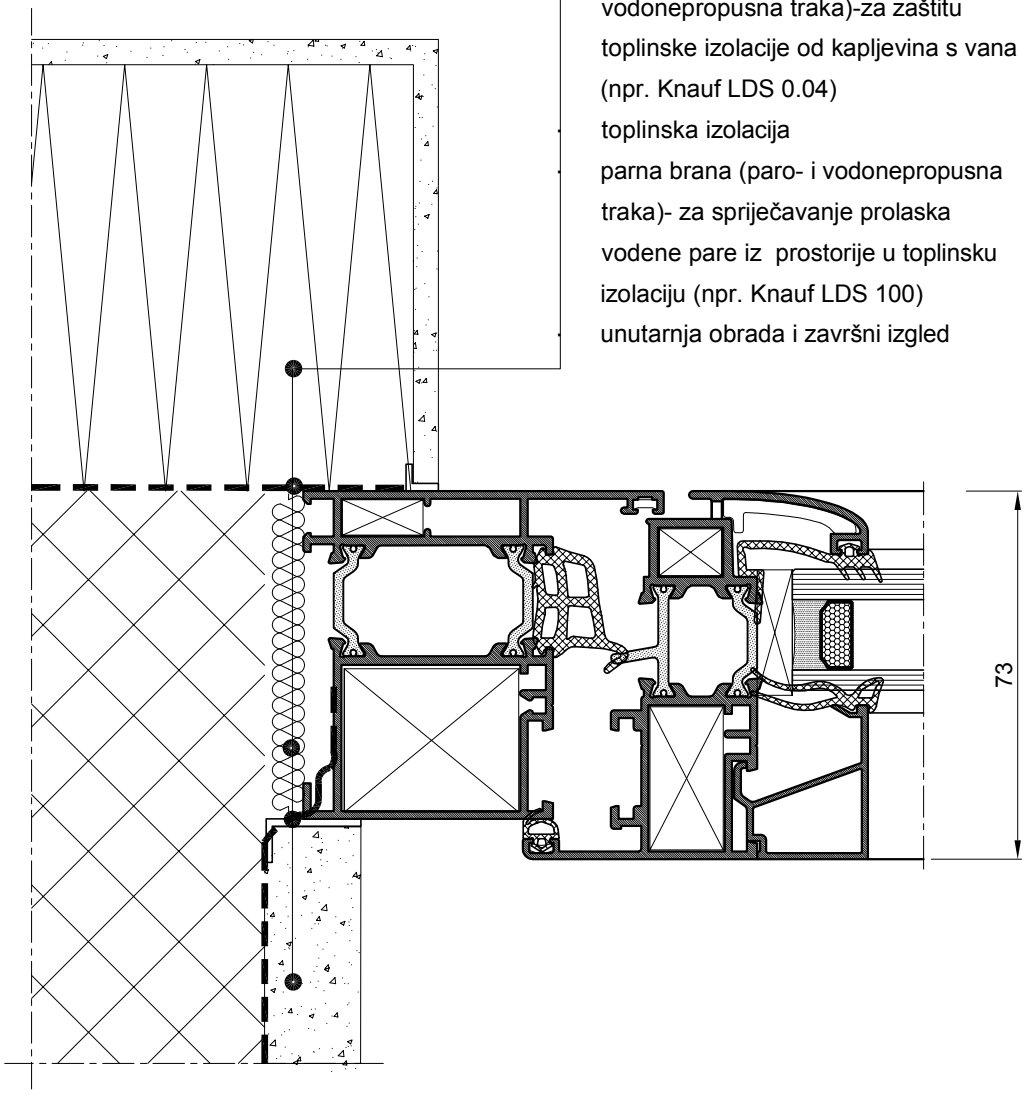

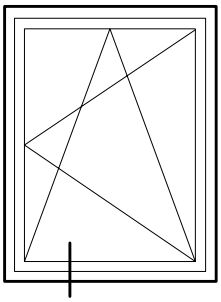

Ugradnja prema RAL smjernicama

- aluminjska klupica pričvršćena vijcima za profil rama
- maskirni profil NP-3466
- hidroizolacija (paropropusna i vodonepropusna traka)-za zaštitu toplinske izolacije od kapljevina s vana (npr. Knauf LDS 0.04)
- toplinska izolacija
- parna brana (paro- i vodonepropusna traka)- za sprječavanje prolaska vodene pare iz prostorije u toplinsku izolaciju (npr.Knauf LDS 100)
- unutarnja obrada i završni izgled

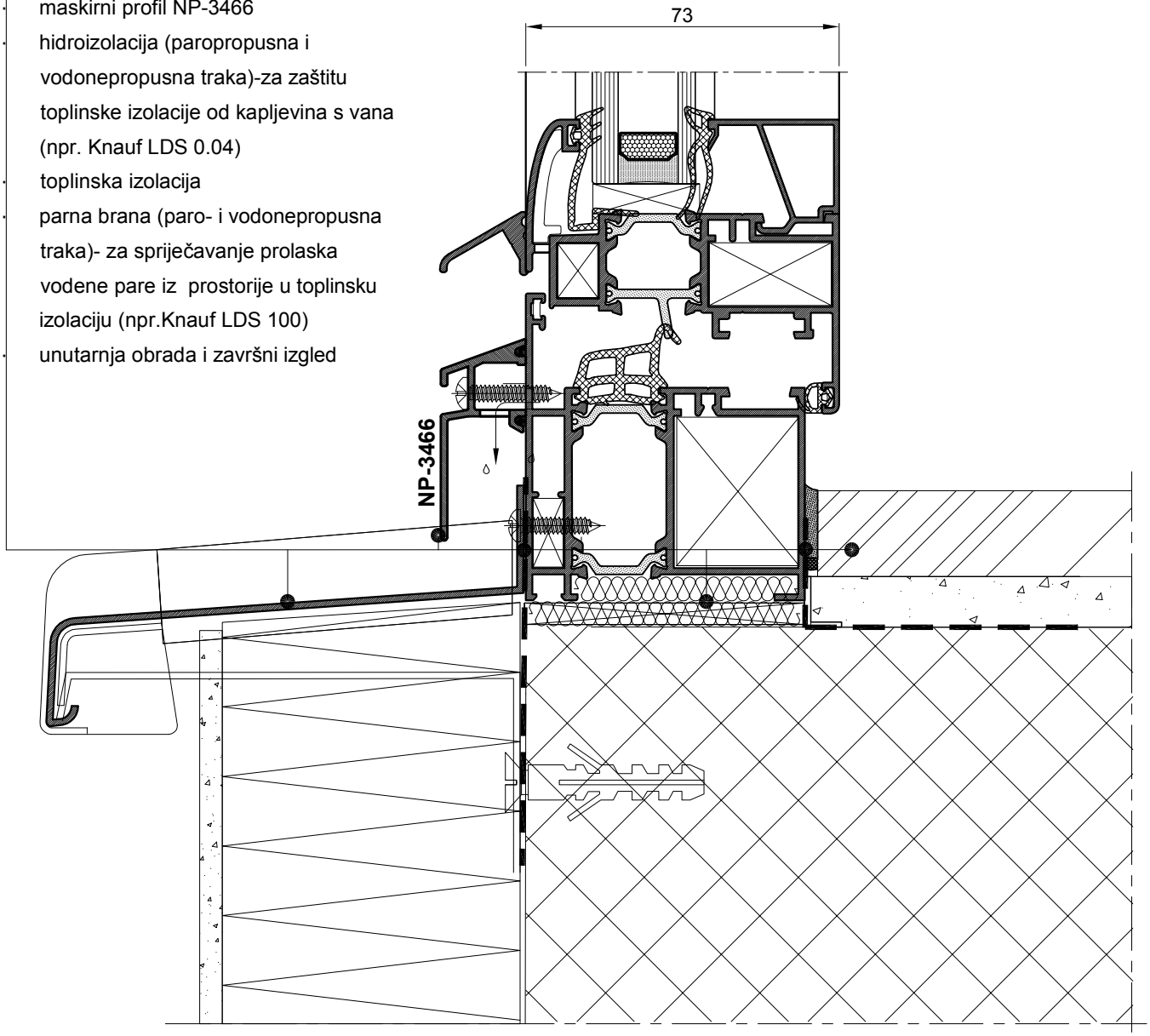

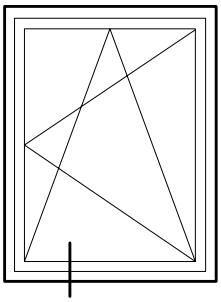

Ugradnja prema RAL smjernicama

- aluminjska klupica pričvršćena vijcima
- maskirni profil NP-3466
- hidroizolacija (paropropusna i vodonepropusna traka)-za zaštitu toplinske izolacije od kapljevina s vana (npr. Knauf LDS 0.04)
- pvc profil za ugradnju 374.037(PI-110)
- al. ili pocinčani profil 30x40
- pvc profil za ugradnju art.374.037
- parna brana (paro- i vodonepropusna traka)- za spriječavanje prolaska vodene pare iz prostorije u toplinsku izolaciju (npr.Knauf LDS 100)
- unutarnja obrada i završni izgled

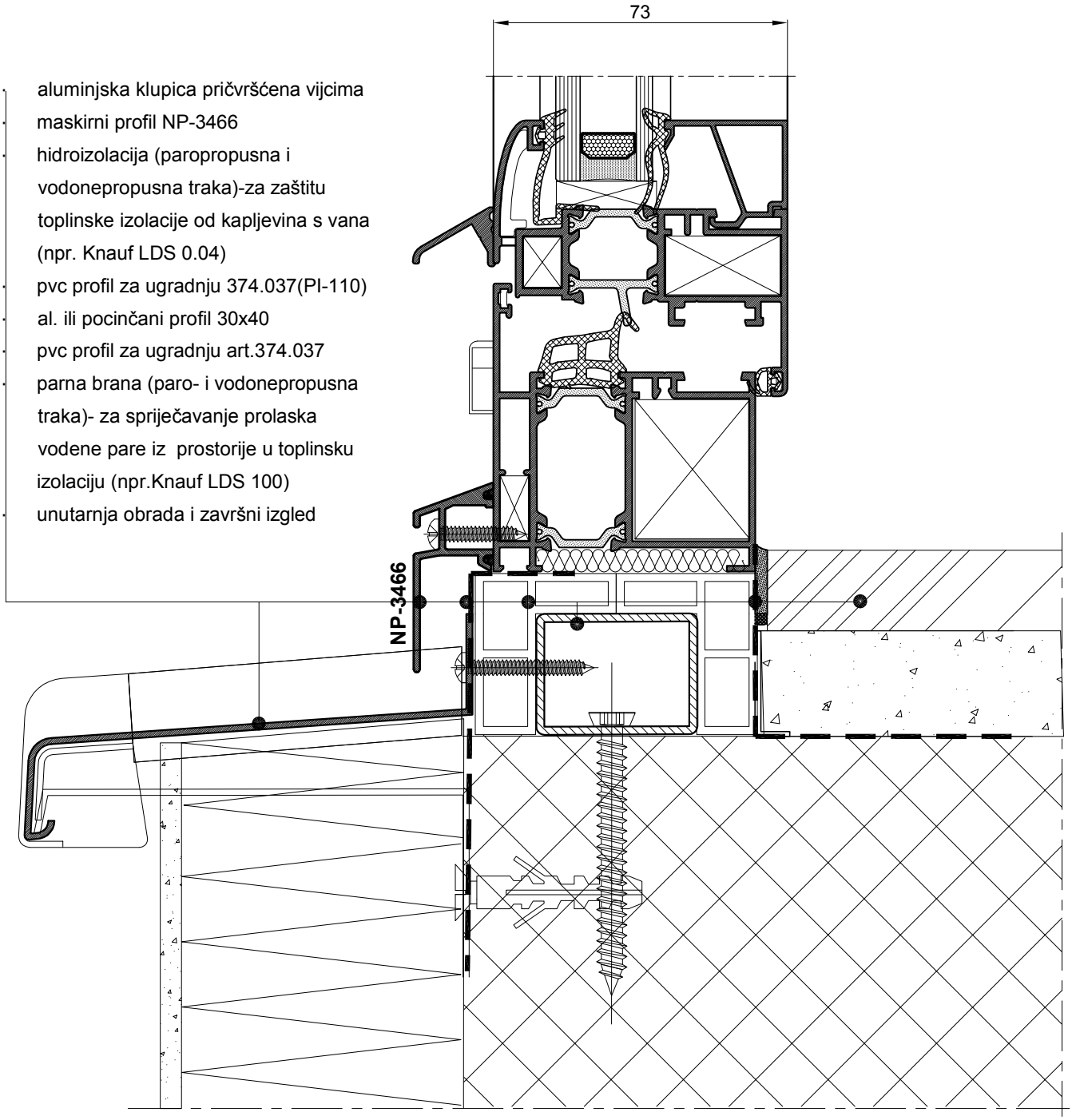

UPORABA BRTVE **Z 10**

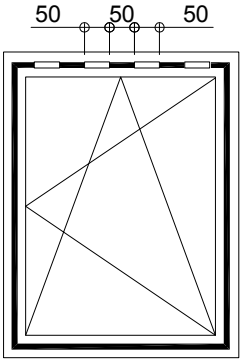

- Ako je prozor izložen većoj količini padalina, postoji mogućnost da dođe do "zagušenja" /otvori za kondenzat na profilu rama nemogu da odvedu sve kapljevine koje uđu u za to predviđeni prostor u profilu rama/, te postoji mogućnost ulaska vode u unutarnji dio profila tj. u objekt.
  Da bi se ovo spriječilo preporučuje se uporaba brtve **314.001** kao i uporaba profila okapnice **Z40-657**
- Brtvu 314.001 umetnuti po opsegu prozora osim u gornjem pojasu gdje se prekida radi omogućavanja ventilacije prozora /vidjeti skicu/.
- Korištenje brtve 314.001 zahtjeva uporabu kutnika 730.001 umjesto kutnika 730.002

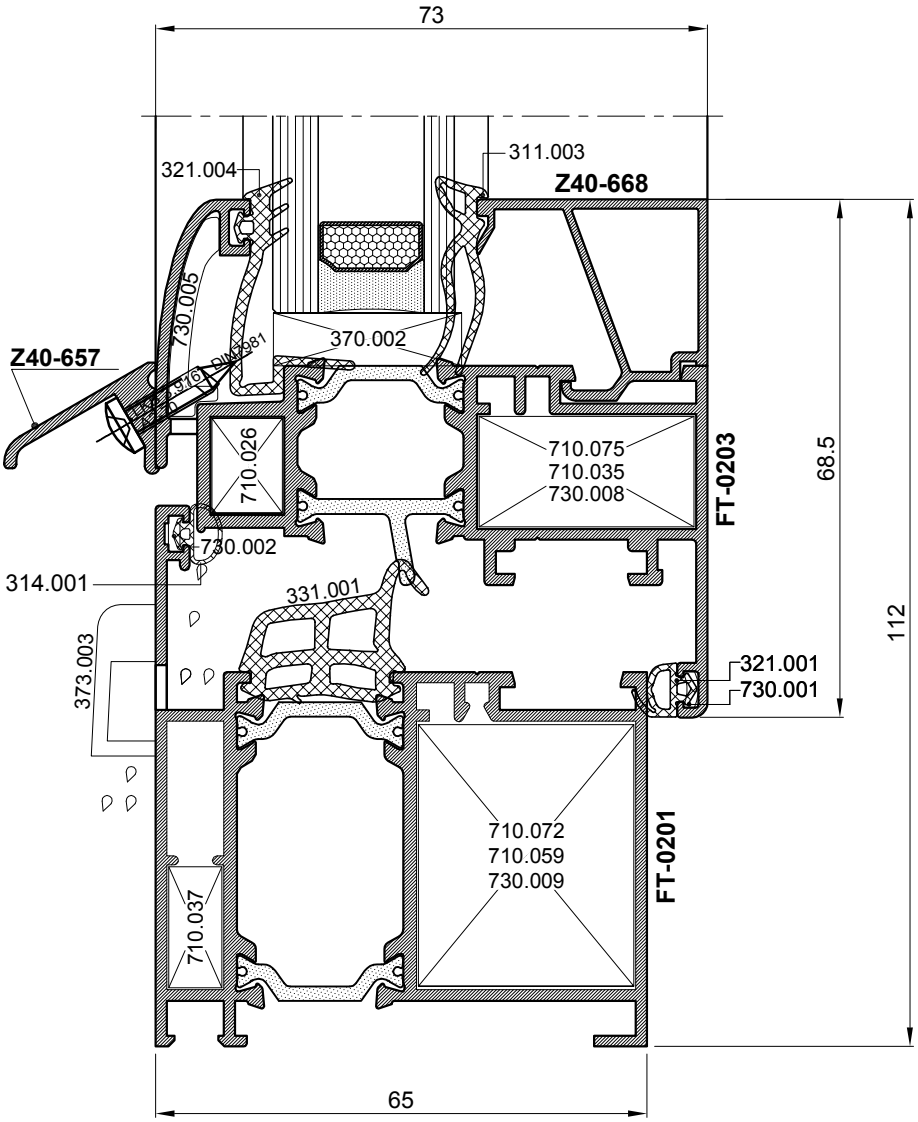

ODVOD KAPLJEVINA IZ PROZORA

Kapljevine koje uđu u krilo prozora između brtve i ispune vode se kroz otvor na brtvi i profilu krila prema vani. Dio kapljevina iz krila i kapljevine s vana ulaze u predviđeni prostor u profilu rama te ga napuštaju kroz otvore u profilu koji se maskiraju čepom 373.003.
Napomena: Otvore na profilu rama I krila držati prohodnim.

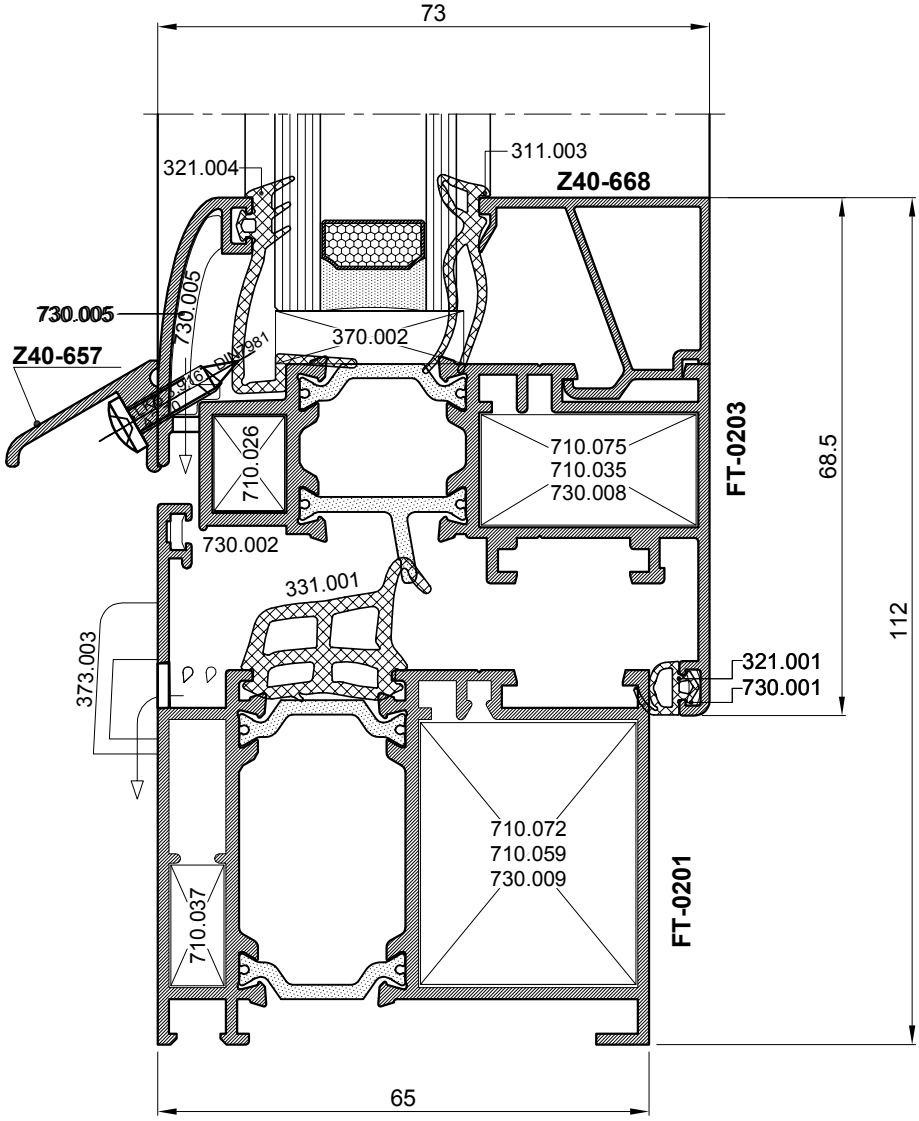

ODVOD KAPLJEVINA IZ PROZORA

Kapljevine koje uđu u krilo prozora između brtve i ispune vode se kroz otvor na brtvi i profilu krila prema vani. Dio kapljevina iz krila i kapljevine s vana ulaze u predviđeni prostor u profilu rama te ga napuštaju kroz otvore u profilu koji se maskiraju čepom 373.002.
Napomena: Otvore na profilu rama I krila držati prohodnim.

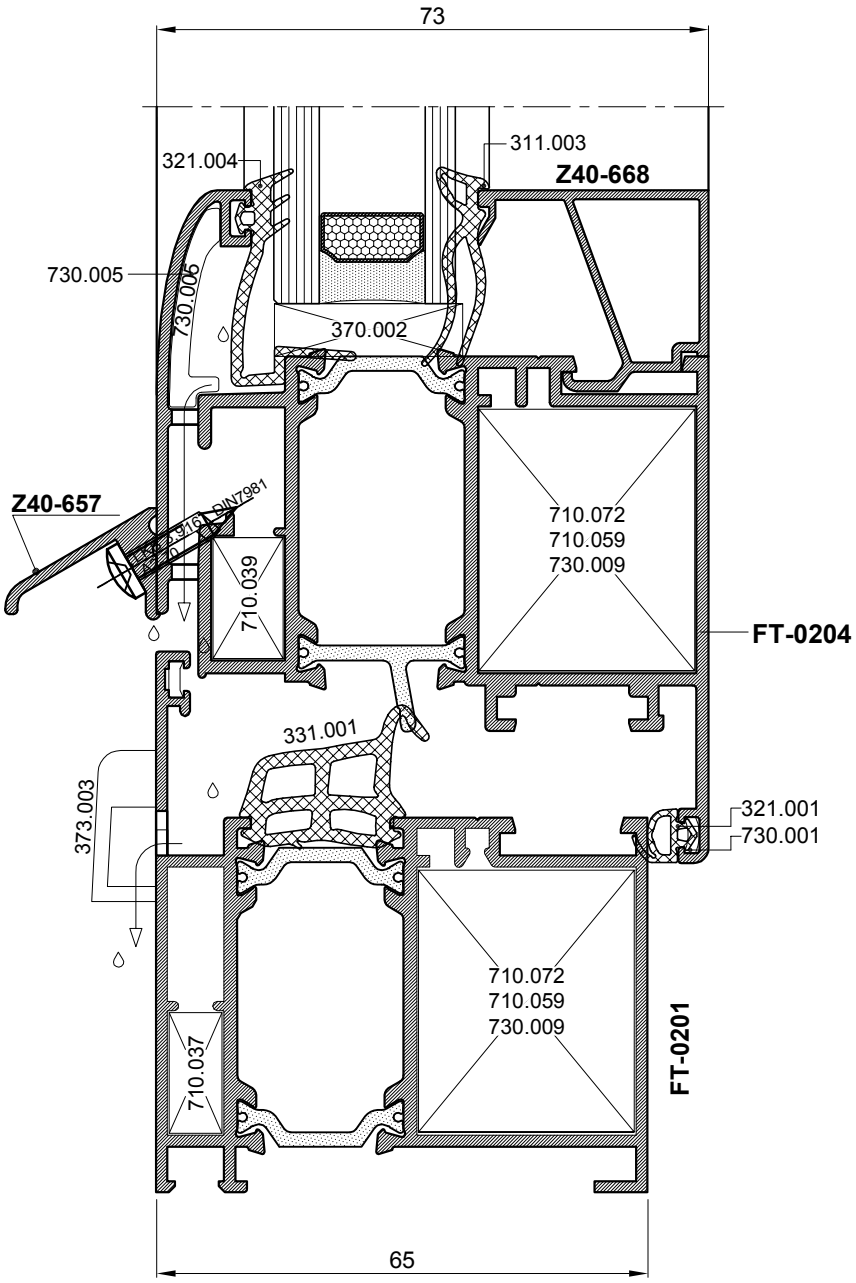

SPAJANJE PROFILA KUTNICIMA POD 90°

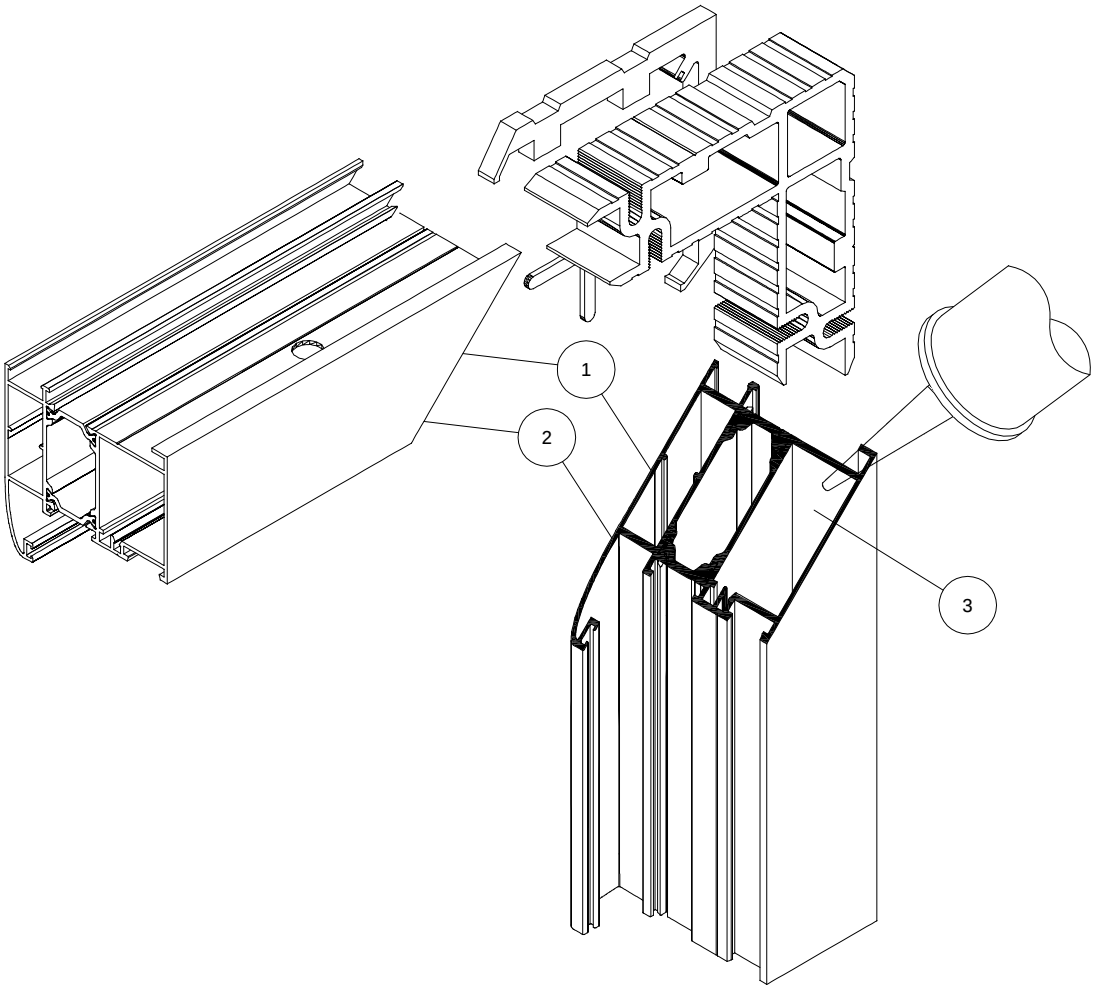

POSTUPAK SPAJANJA PROFILA:

1. Površine koje se spajaju-rezove očistiti i odmastiti prikladnim sredstvom */npr.Sika Remover 208; Wurth-kat.br.:892 130 30/.*

2. Premazati površine koje se spajaju ljepilom za metal */npr. Sika Force 7851; Wurth-kat.br.:892 130 010/.*

3. Ljepilo za metal ušpricati u komoru za kutnik - po opsegu komore

4. Profile s kutnikom izravnati i spojiti

5. Dio ljepila koji iscuri između rezova očistiti sredstvom za čišćenje i odmašćivanje */npr.Sika Remover 208; Wurth-kat.br.:892 130 30/.*

NAPOMENA:

Ovaj postupak spajanja profila primjenjiv je za sve *Feal-ove* kutnike i njima odgovarajuće komore:

Lijepljenjem rezova i kutnika ljepilima za metal osigurava se potrebna zrako- i vodonepropusnosti spoja kao i dodatna mehanička čvrstoća spoja.

Ugradnja (sa umetkom) profila kombatute FT-0211



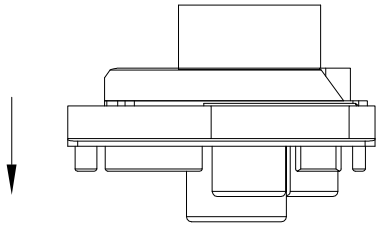

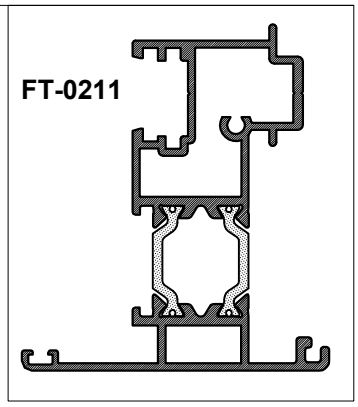

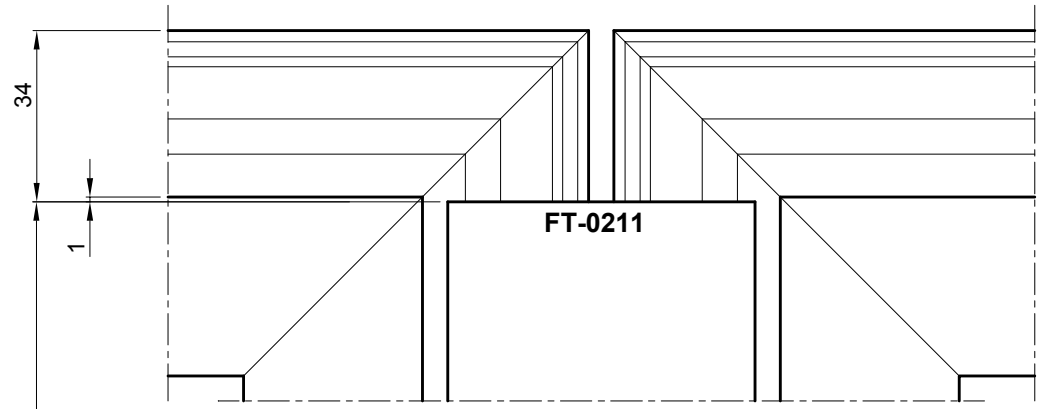

Obrada profila FT-0211
prema profilu krila

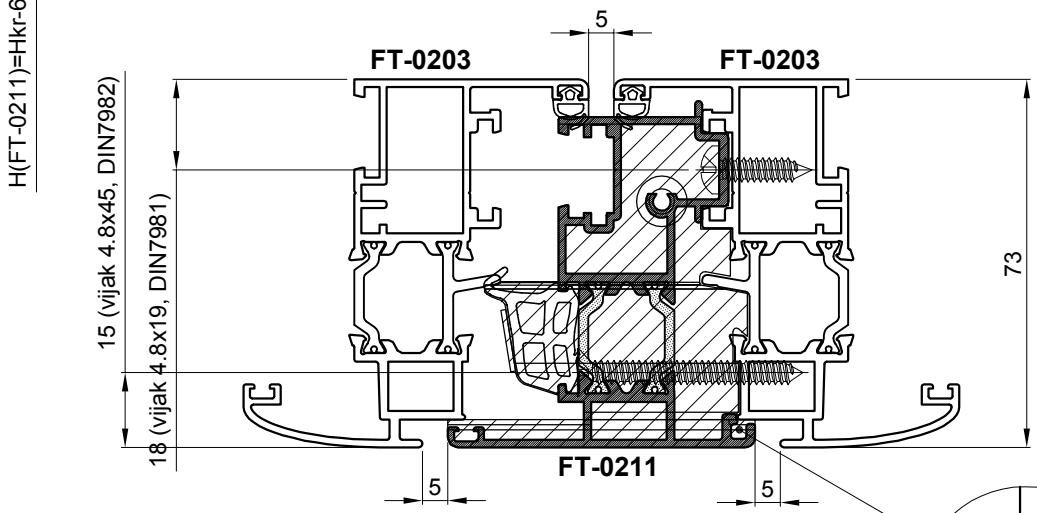

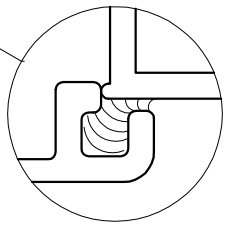

ispuniti silikonskim kitom

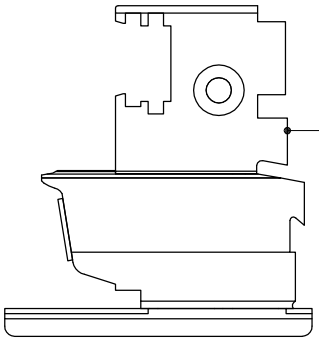

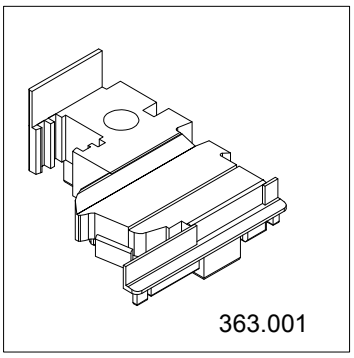

Ugradnja (sa umetkom) profila kombatute FT-0286



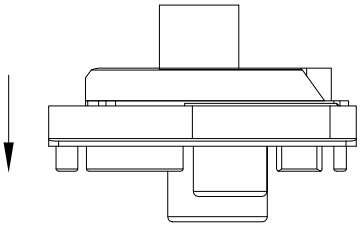

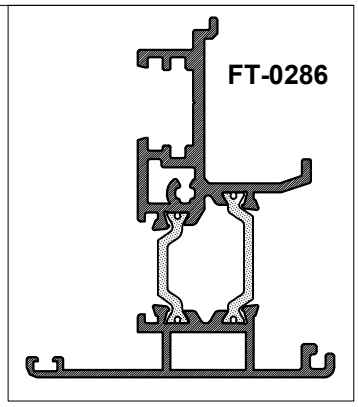

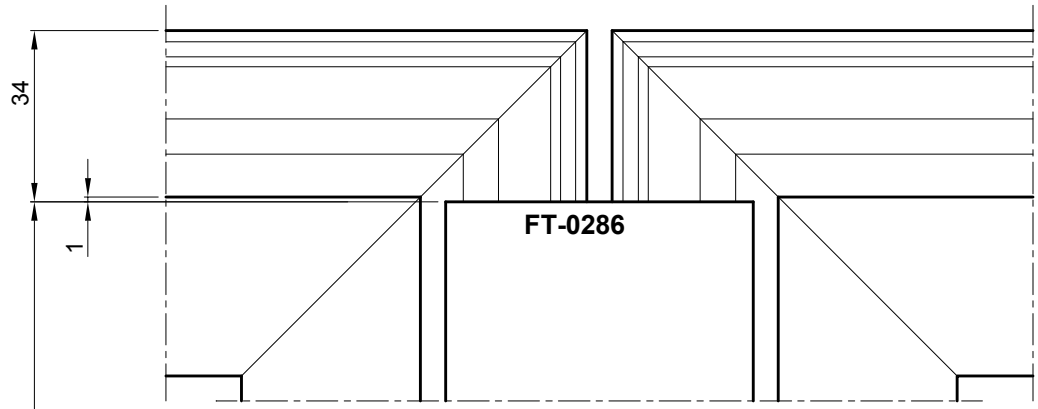

Obrada profila FT-0286
prema profilu krila

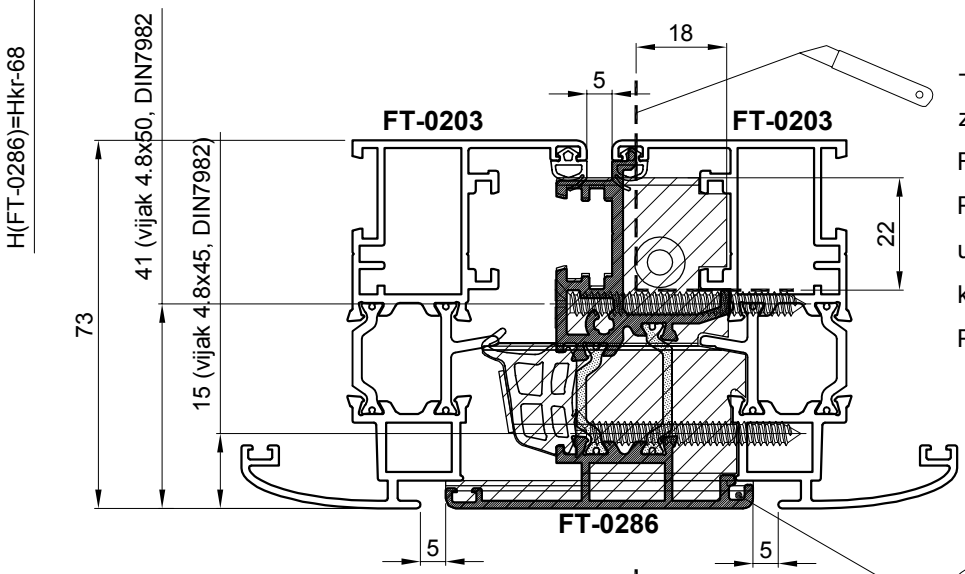

-Ključanje pomoćnog krila u više točaka zahtijeva uporabu profila kombatute FT-0286.

Pvc umetak 363.001 se isjeca te se dobije umetak art.361.033 (potrebno za smještaj kutne pogonske spojnice)

PIlanje profila kombatute:

H(FT-0286) = Hkr - 68

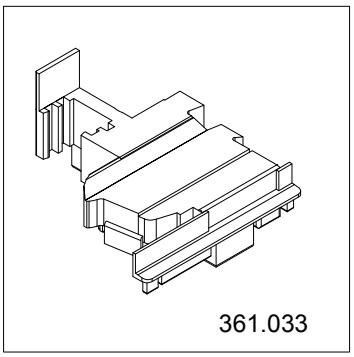

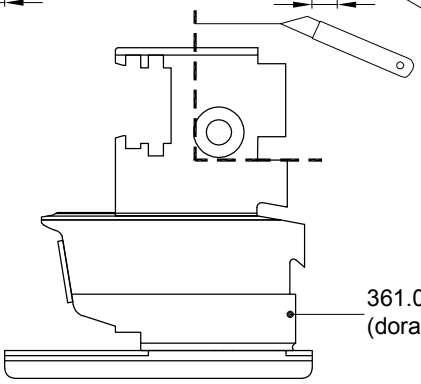

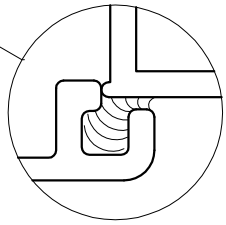

ispuniti silikonskim kitom

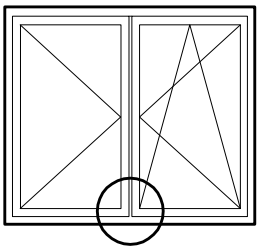

U slučaju korištenja prozora u nepovoljnim vremenskim uvjetima, radi onemogućavanja prodora vode u unutrašnjost, preporučuje se :

1. silikonirati spoj profila krila FT-0203 i profila komb. FT-0211
2. prije ugradnje donjeg čepa;
   - uraditi otvor na čepu Ø10 (A) te izrezati dio na čepu (B), da se spoje komore
   -čep silikonirati po rubovima, zapuniti rupu za vijak na njemu te silikonirati dio na al. profilu u koji ulazi čep, od srednje brtve prema unutra
   - nakon ugradnje čepa i vijka ponovno silikonirati otvor za vijak

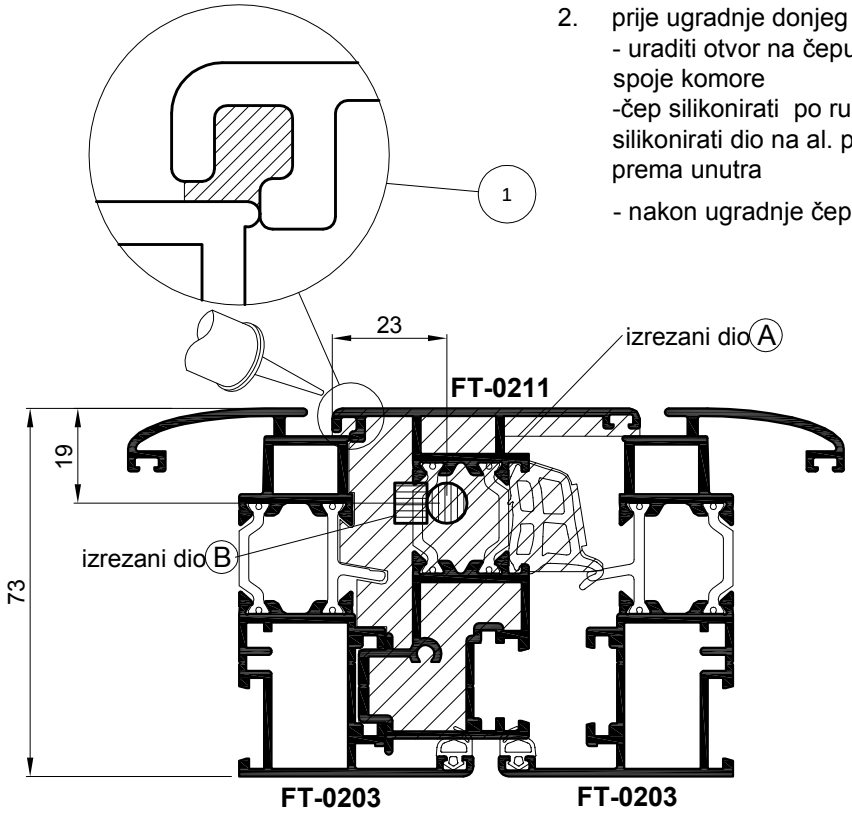

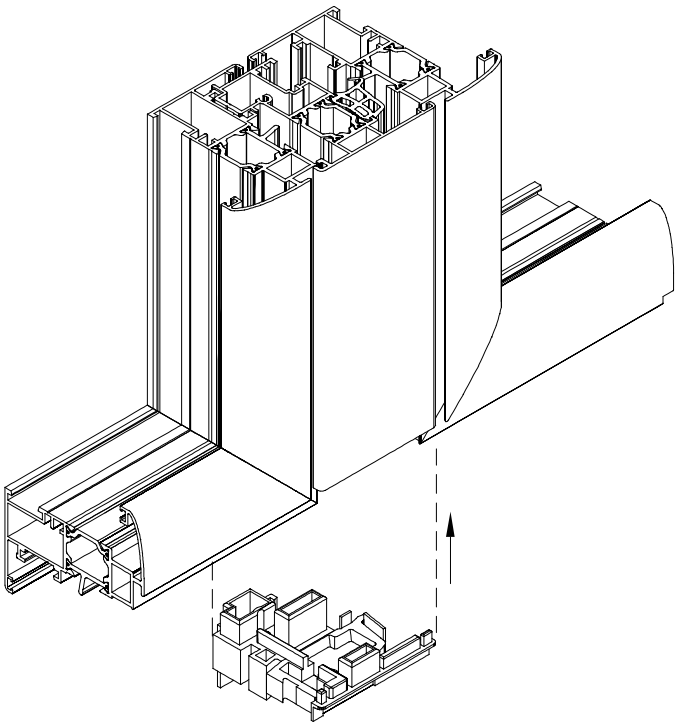

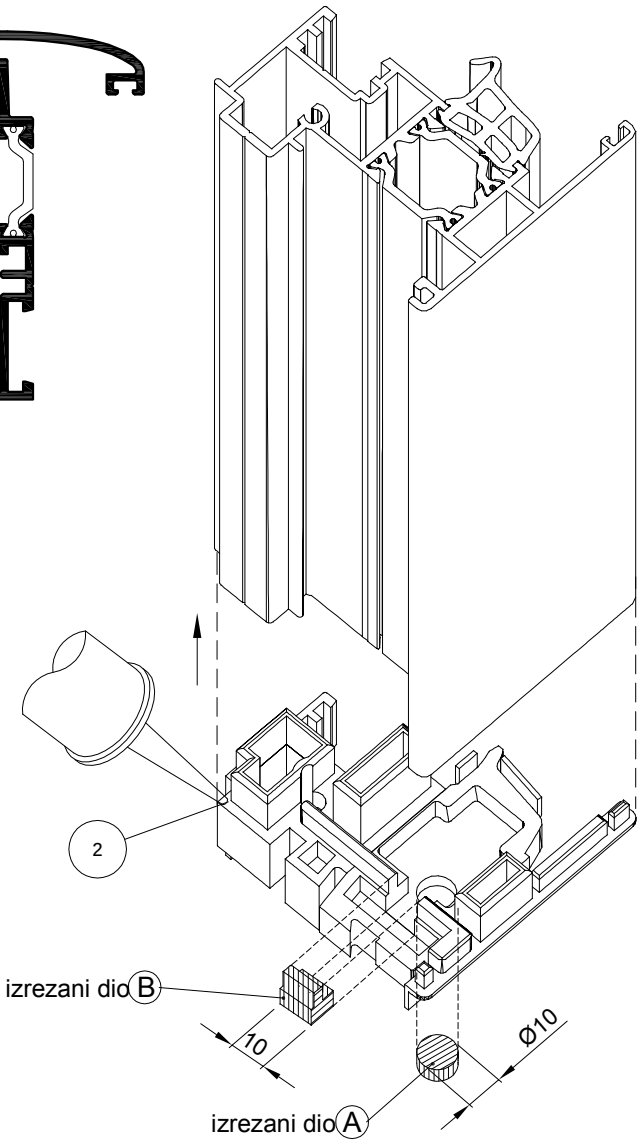

363.020 - UMETAK ZA PROFIL FT-0211/A KAOD DVOKRILNOG OTVARANJA

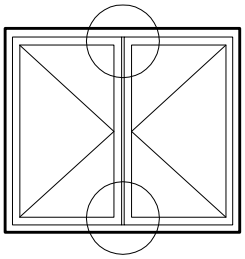

OTVARANJE UNUTRA

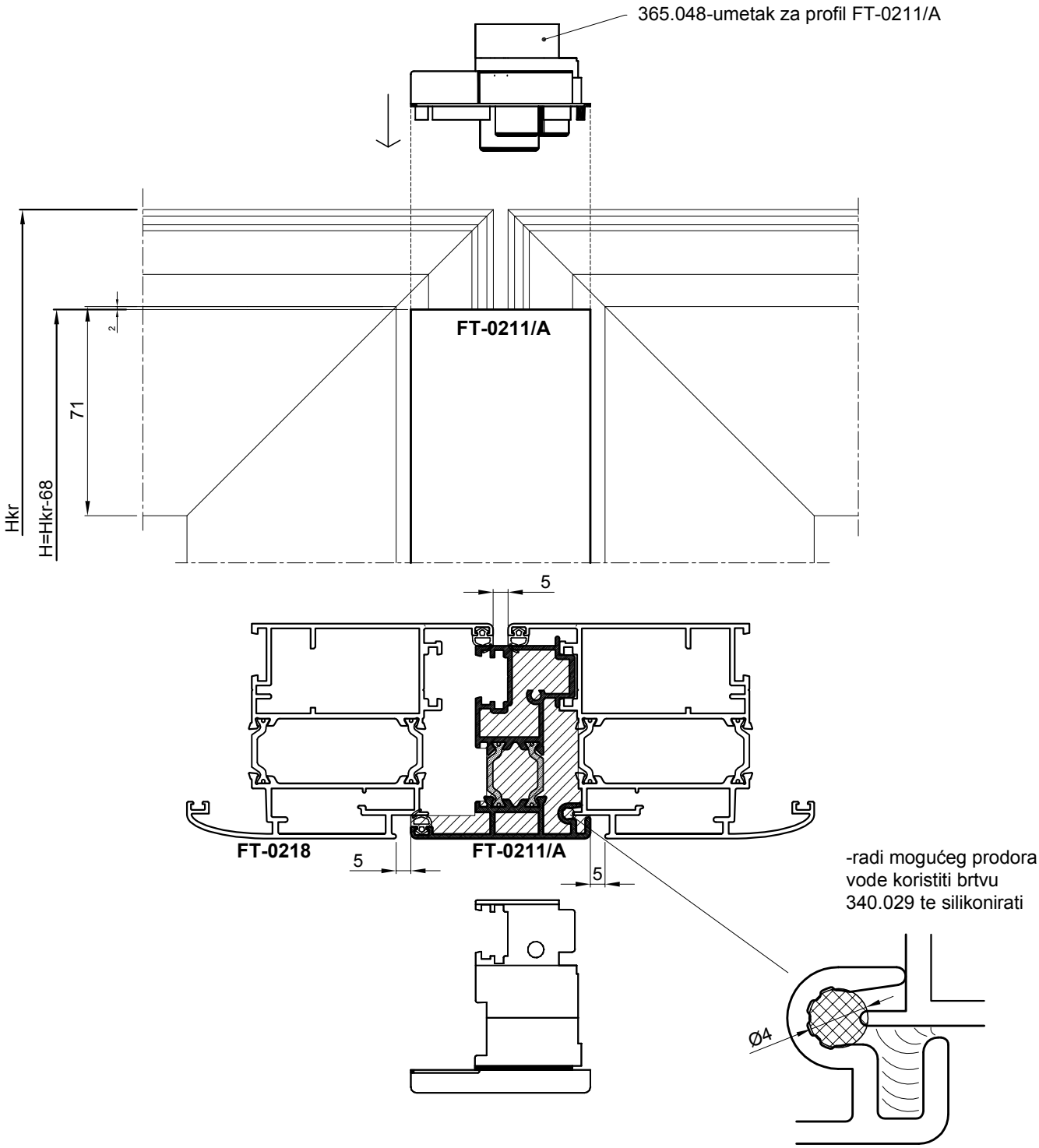

OTVARANJE VANI

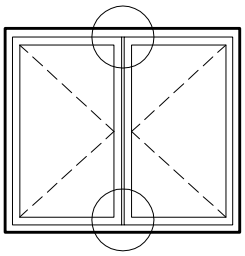

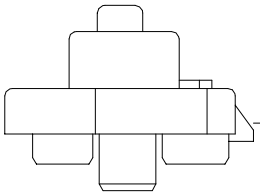

364.004 - *umetak za profil FT-0213*

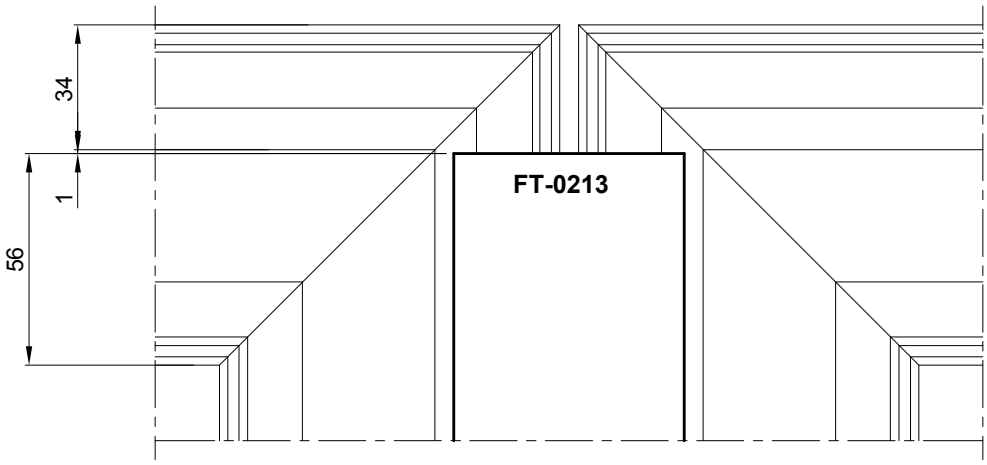

Obrada profila FT-0213
prema profilu krila

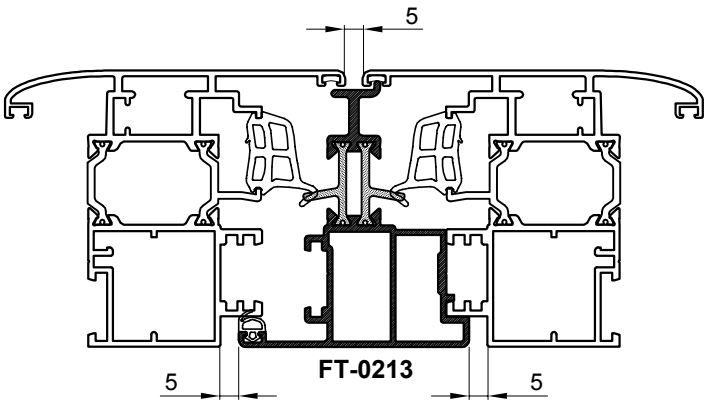

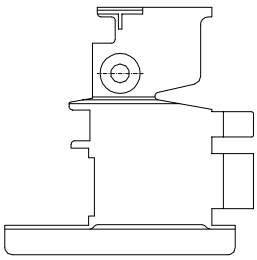

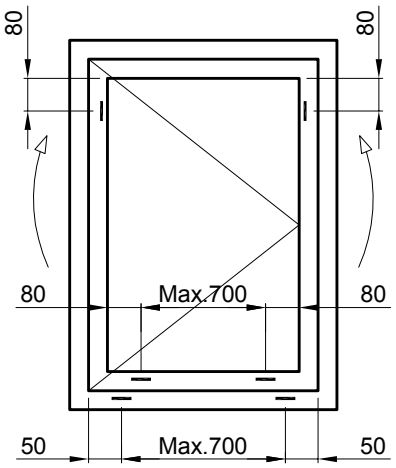

OBRADA NA PROFILU KRILA I RAMA PROZORA RADI ODVODA KAPLJEVINA I VENTILIRANJA PROZORA

- Obrada profila rama - štancanjem (PVC umatak za maskiranje otvora - art.373.003)
- Obrada donjeg i okomitih pojasa krila (štancanjem iz dva prolaza...)
- Uslijed probijenih otvora unutar prozora dolazi do uspostave strujanja zraka i isušivanja mogućih kapljevina

OBRADA NA OKVIRU

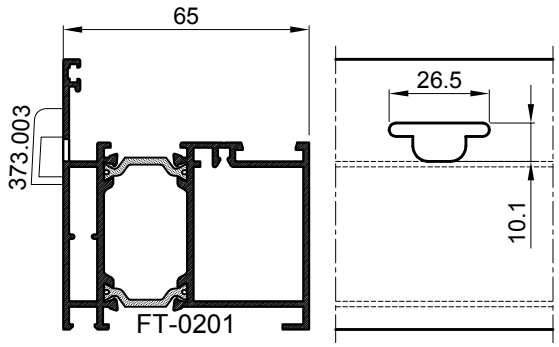

OBRADA NA KRILU

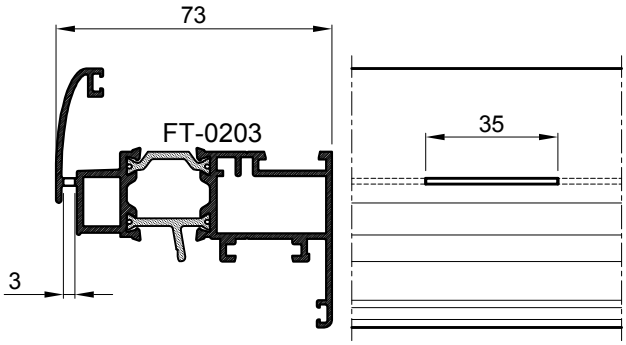

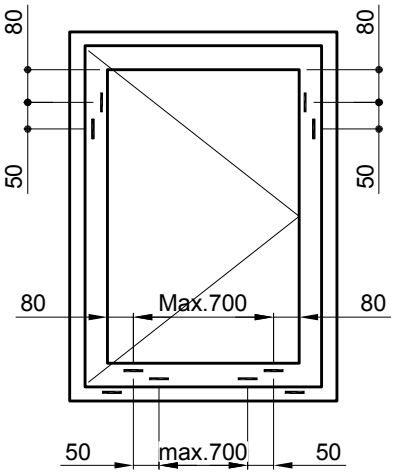

OBRADA NA KRILU

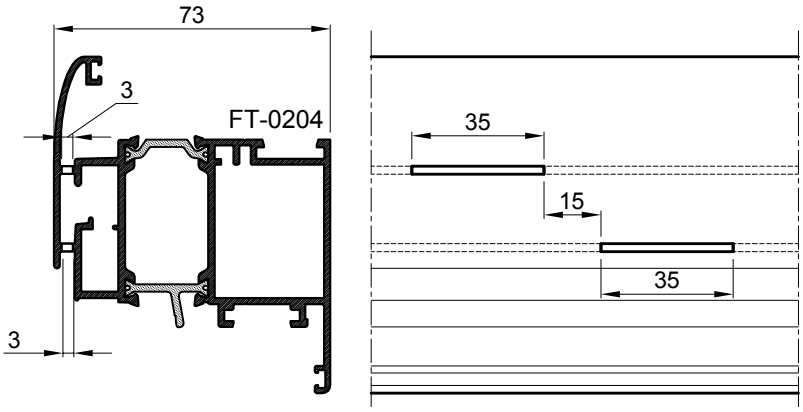

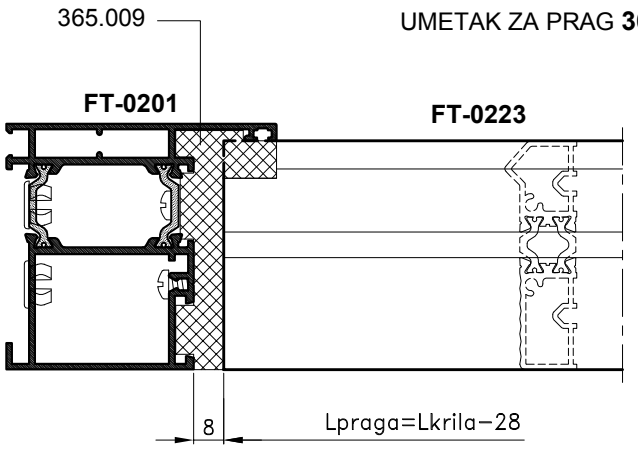

UMETAK ZA PRAG **365.009**

MJERA PILANJA PRAGA

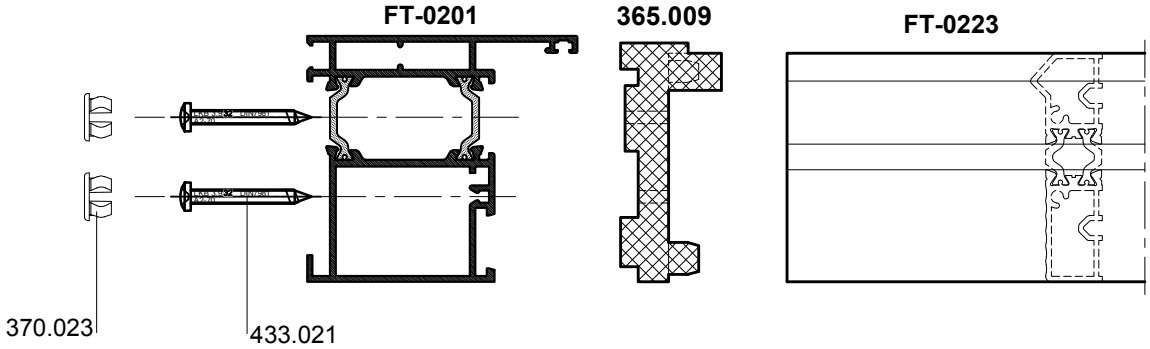

ELEMENTI PRIJE SKLAPANJA

OBRADA NA PROFILU FT-0201

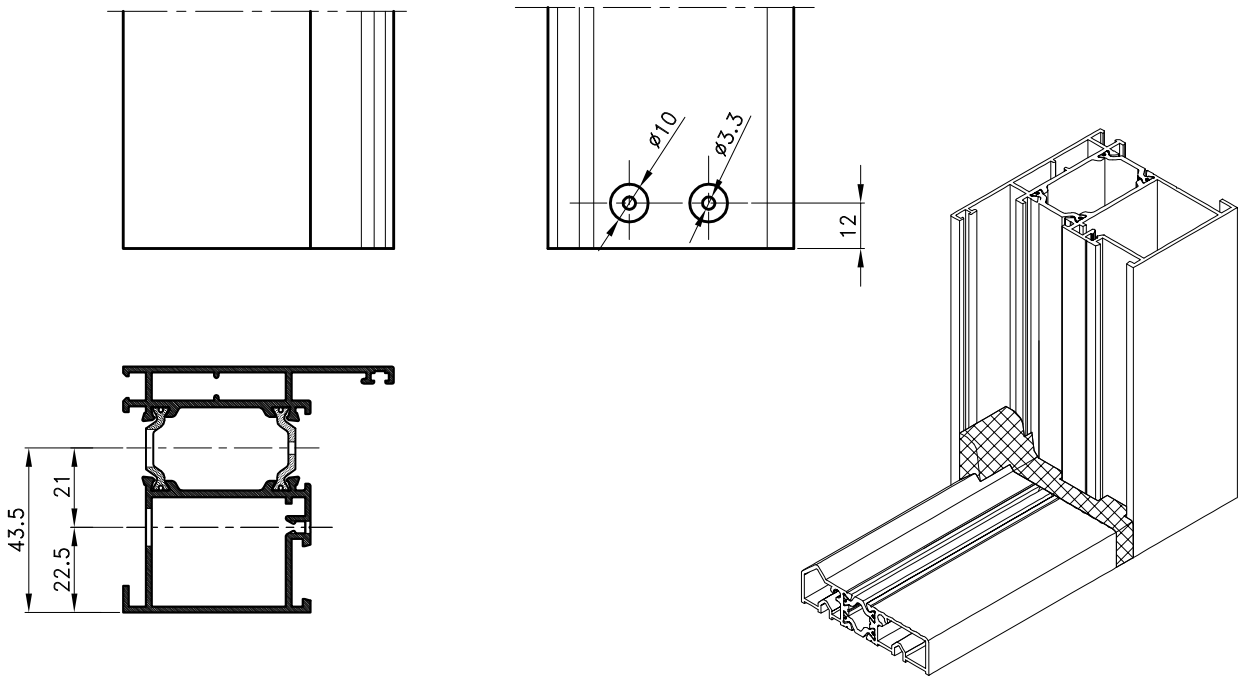

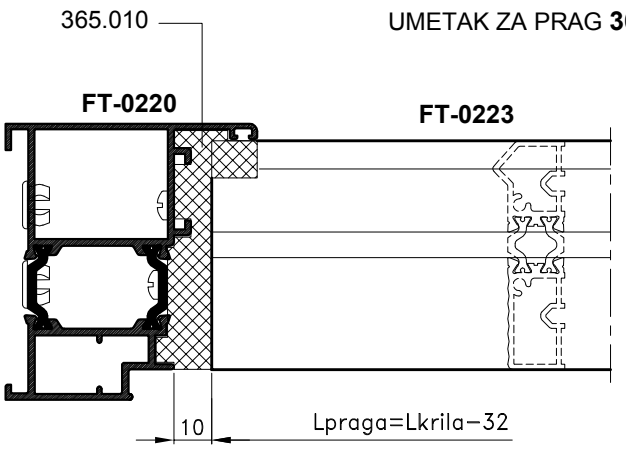

MJERA PILANJA PRAGA

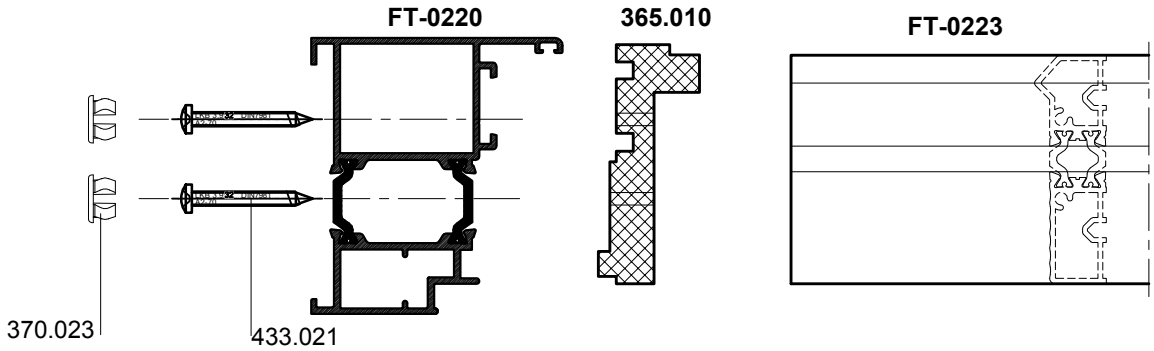

ELEMENTI SKLOPA

OBRADA NA PROFILU **FT-0220**

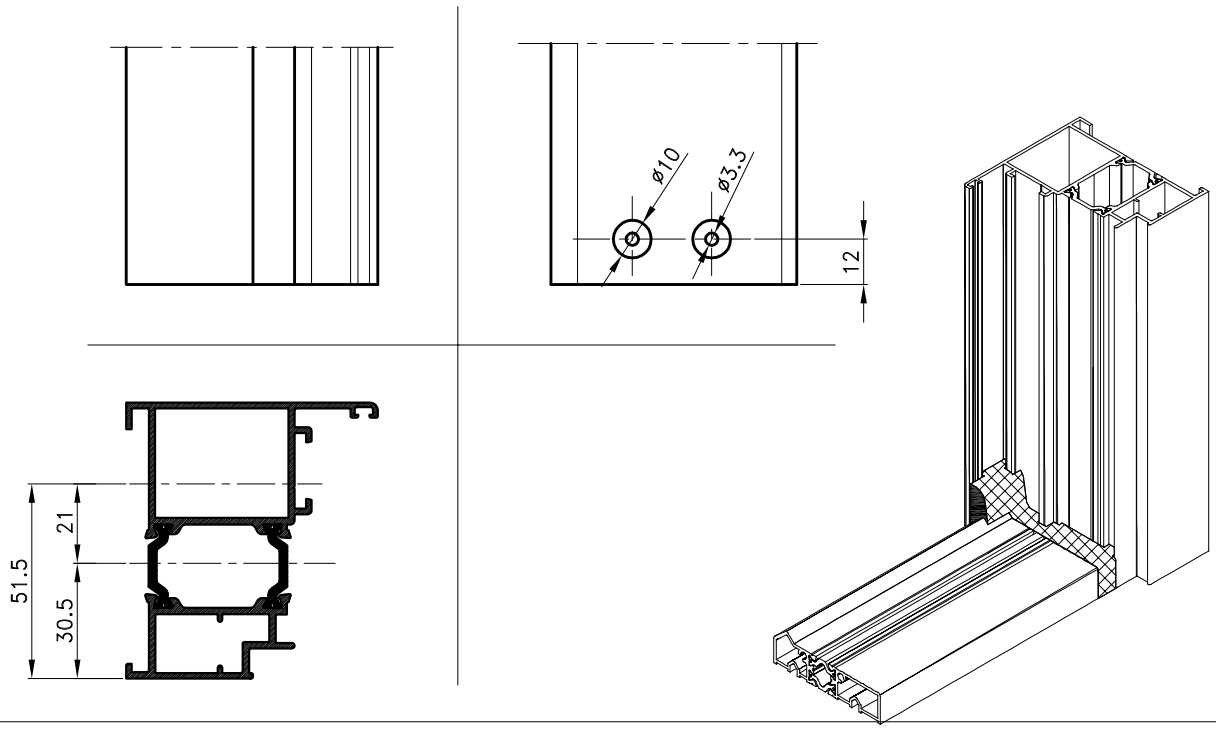

ELEMENT ZA UGRADNJU 521.104

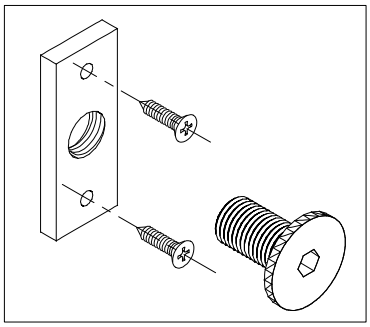

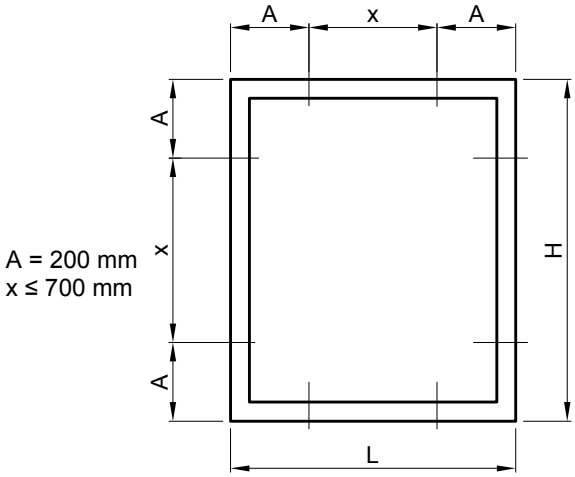

RASPORED ELEMENATA ZA UGRADNJU

UGRADNJA NA SLIJEPI ŠTOK

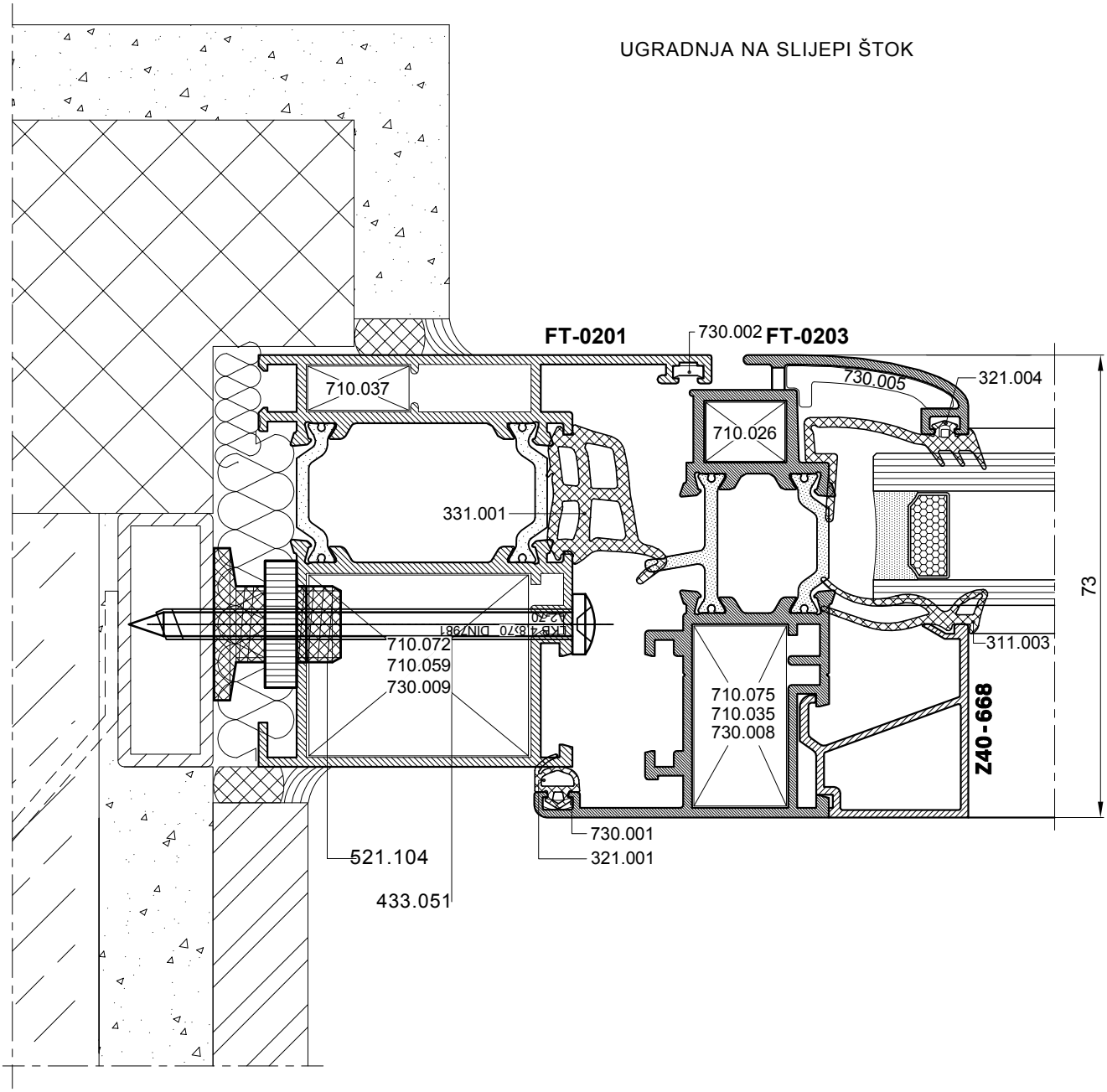

MONTAŽA ELEMENTA ZA UGRADNJU **521.104**

1. Na profilu rama bušiti rupu Ø7 mm na udaljenosti 22.5 od kraja unutarnje strane profila
   Na vanjskoj stijenci profila rupu proširiti na Ø13 mm
2. PVC vijak sa pločicom dovesti u položaj otvora Ø13 mm
3. Vijcima 4.8x22 */DIN 7981/* pločicu s pvc vijkom pričvrstiti za stjenku profila
4. Imbus ključem 6mm, sa unutarnje strane profila, kroz otvor Ø7 mm djelovati na pvc vijak na način da
   kretanjem pvc vijka prema metalnom okviru (slijepi štok), dovodimo prozor u *ispravan* položaj
5. Vijkom 4.8x70 */DIN 7981/*kroz profil i pvc vijak, fiksirati položaj prozora

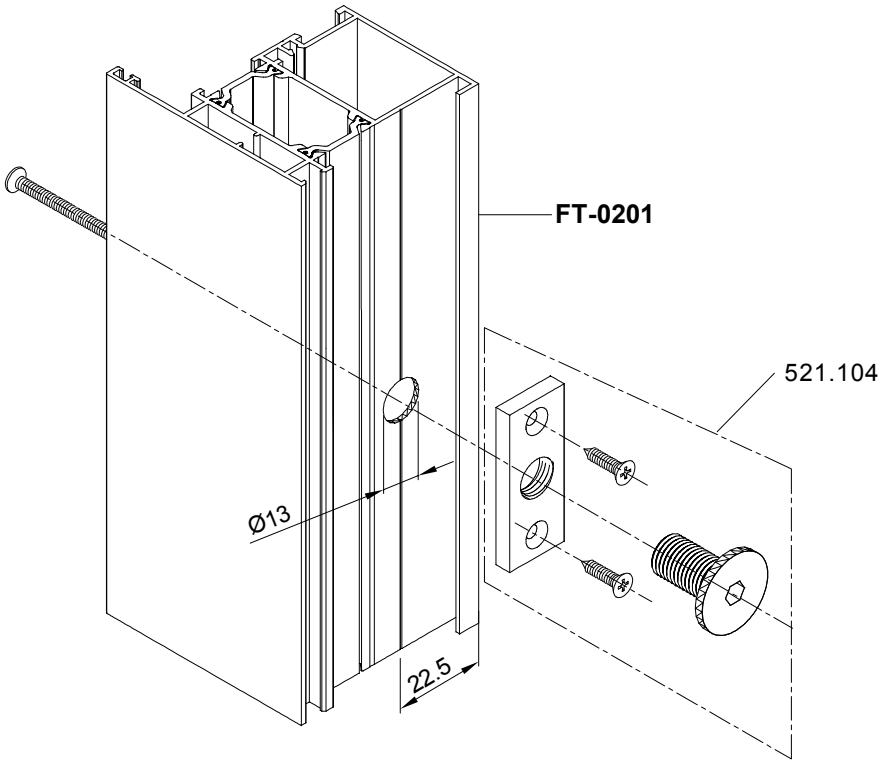

OBRADA PROFILA ZA SMJEŠTAJ ELEMENATA ZA UGRADNJU 521.104

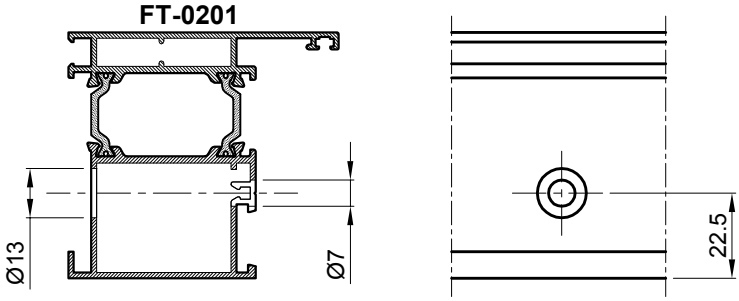

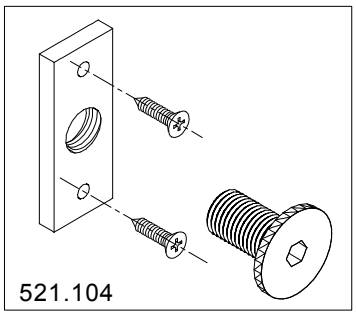

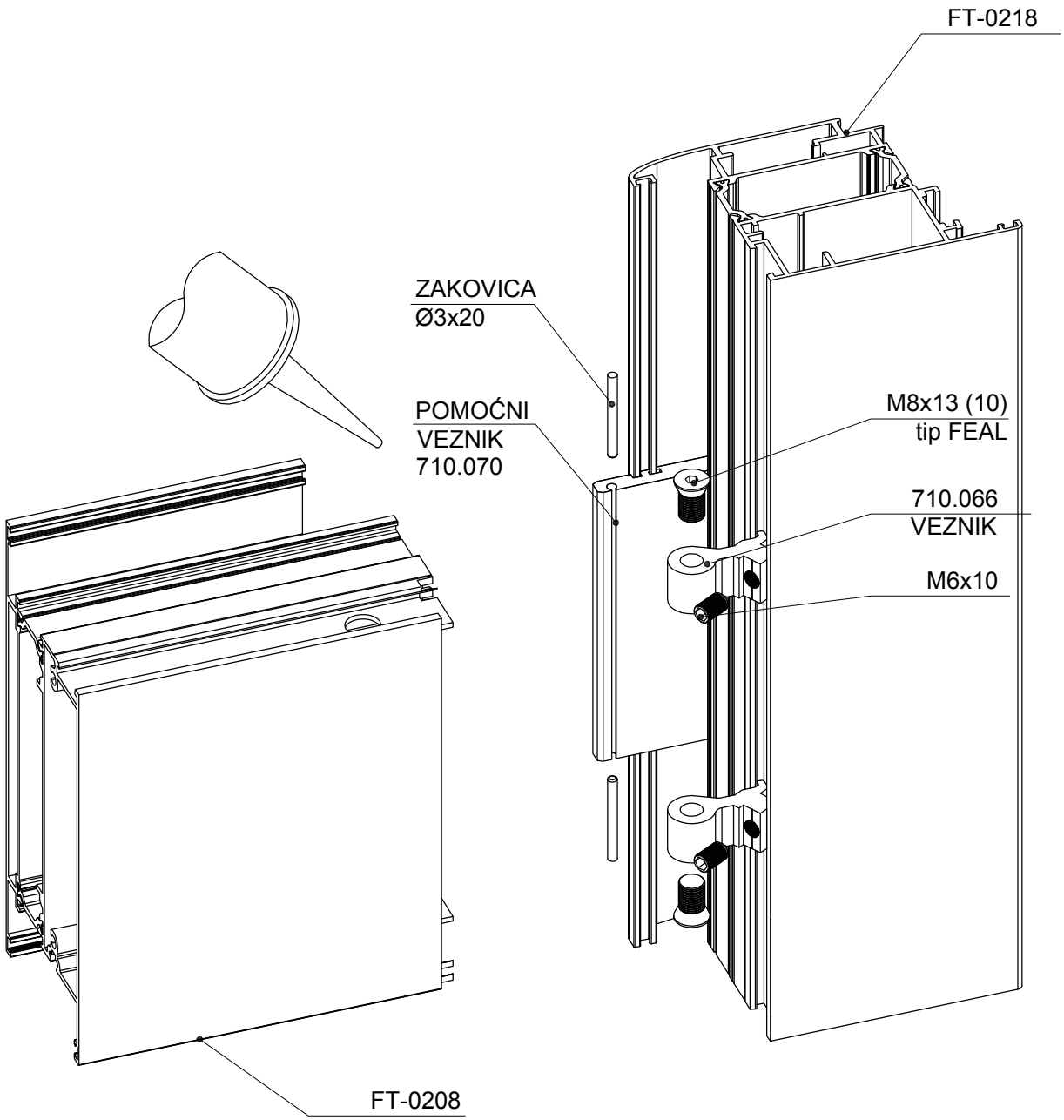

NAKON SPAJANJA PROFILA KRILA I PREČKE SPOJEVE
PREMAZATI TRAJNO-ELASTIČNIM KITOM

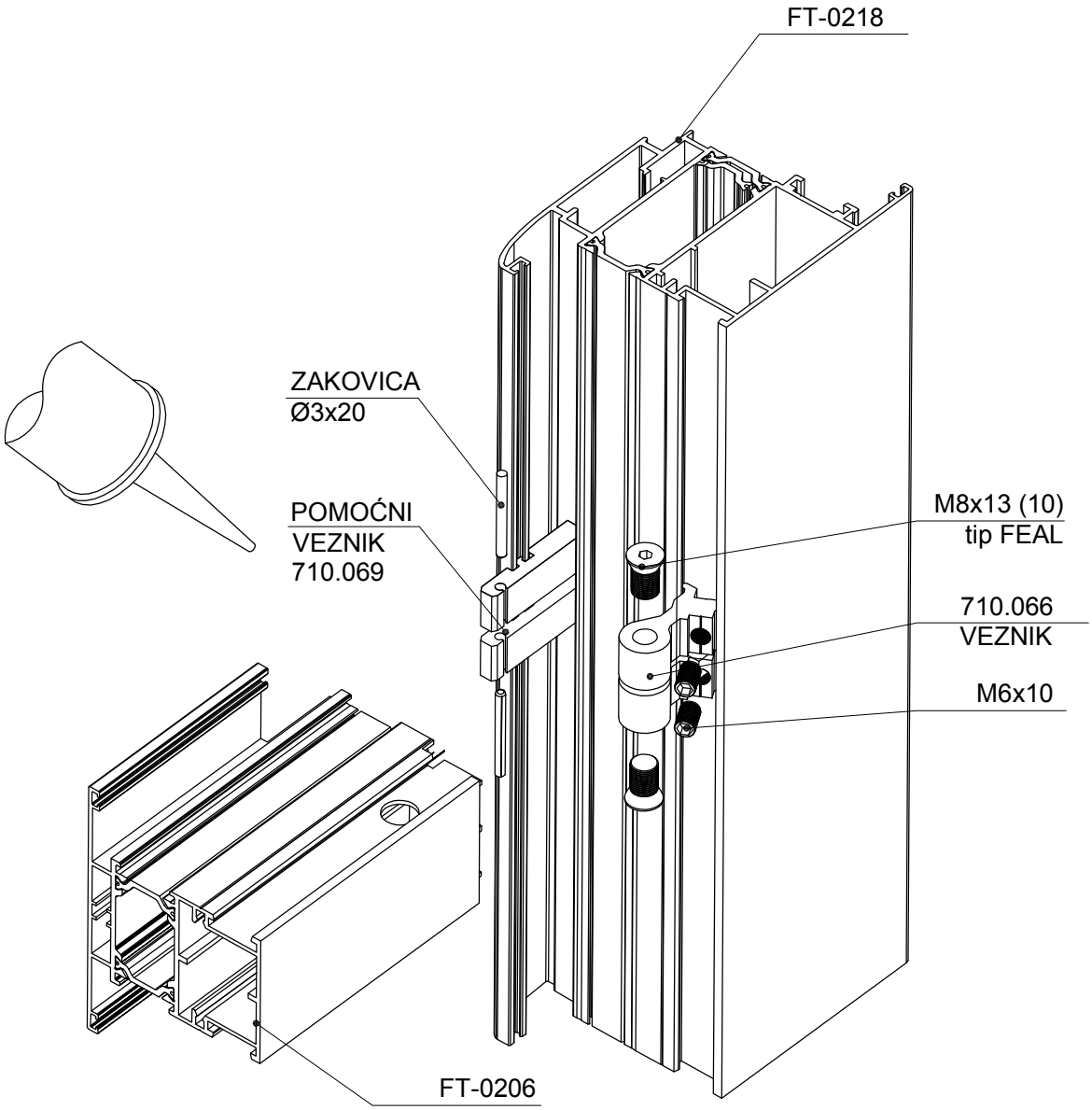

NAKON SPAJANJA PROFILA KRILA I PREČKE SPOJEVE
PREMAZATI TRAJNO-ELASTIČNIM KITOM

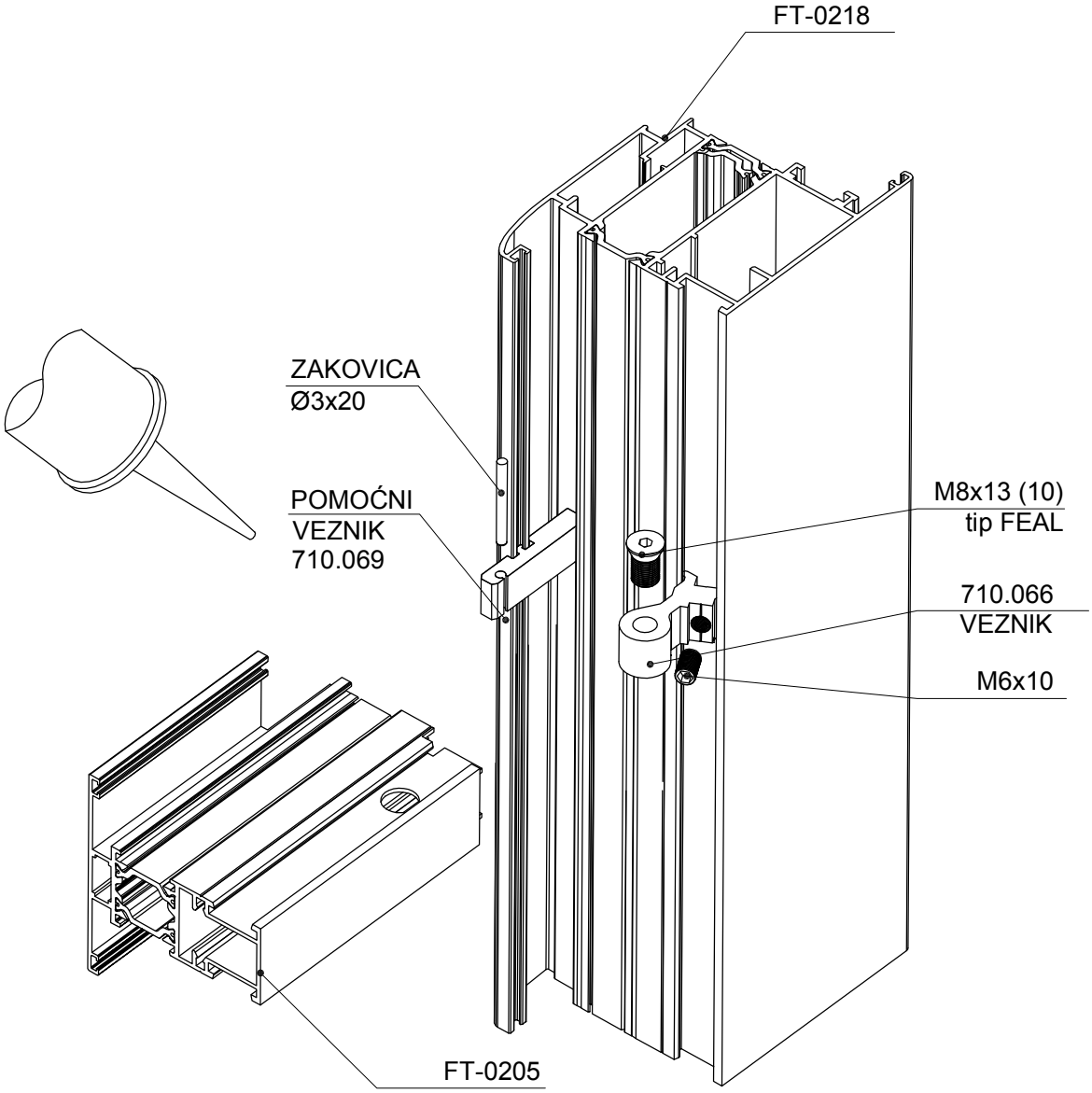

NAKON SPAJANJA PROFILA KRILA I PREČKE SPOJEVE
PREMAZATI TRAJNO-ELASTIČNIM KITOM

DETALJI OBRADE

PRIKAZ KUTNIKA U PROFILIMA

FT-0201

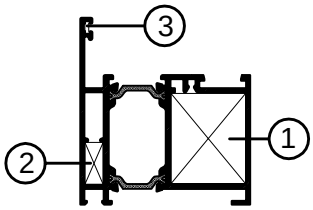

1	730.009
	710.059
	710.072
2	710.037
3	730.002

FT-0234

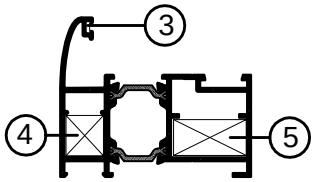

5	730.008
	710.035
	710.075
	731.001
4	710.040
	710.076
3	730.002

FT-0214

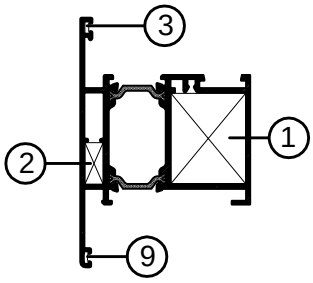

1	730.009
	710.059
	710.072
2	710.037
3	730.002
9	730.001

FT-0231

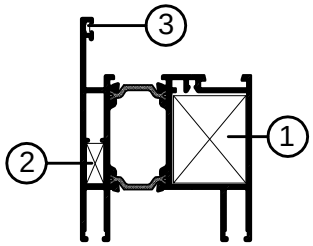

1	730.009
	710.059
	710.072
2	710.037
3	730.002

FT-0225

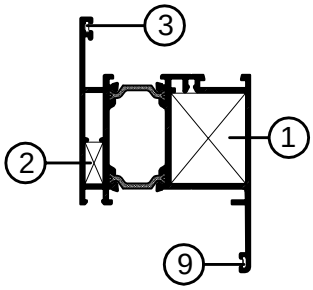

1	730.009
	710.059
	710.072
2	710.037
3	730.002
9	730.001

FT-0232

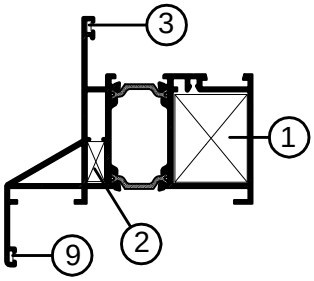

1	730.009
	710.059
	710.072
2	710.037
3	730.002
9	730.001

FT-0224

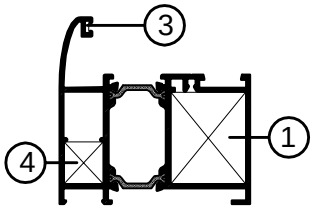

1	730.009
	710.059
	710.072
4	710.040
	710.076
3	730.002

FT-0203

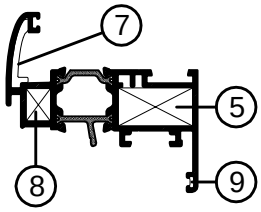

5	730.008
	710.035
	710.075
	731.001
8	710.026
7	730.005
9	730.001

FT-0229

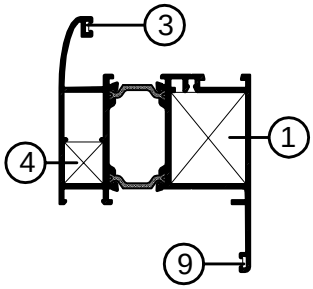

1	730.009
	710.059
	710.072
4	710.040
	710.076
3	730.002
9	730.001

FT-0221

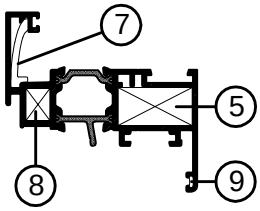

5	730.008
	710.035
	710.075
	731.001
8	710.026
7	730.005
9	730.001

FT-0233

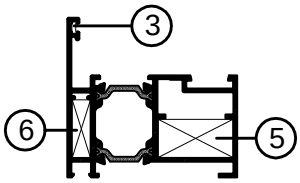

5	730.008
	710.035
	710.075
	731.001
6	710.050
3	730.002

FT-0204

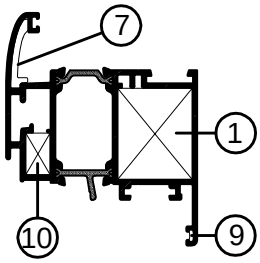

1	730.009
	710.059
	710.072
10	710.039
7	730.005
9	730.001

PRIKAZ KUTNIKA U PROFILIMA

FT-0230

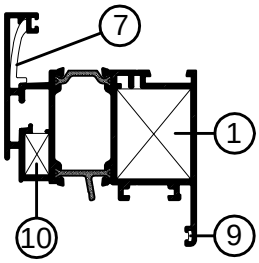

1	730.009
	710.059
	710.072
10	710.039
7	730.005
9	730.001

FT-0215

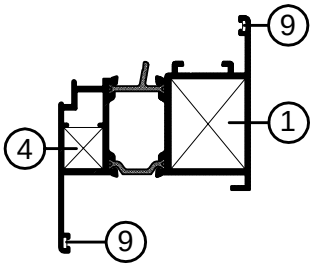

1	710.059
	710.072
4	710.040
	710.076
9	730.001

FT-0218

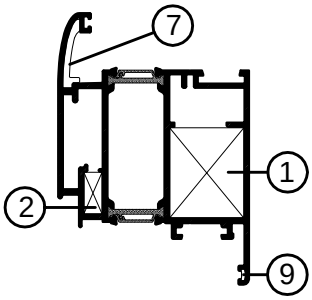

1	710.059
	710.072
2	710.037
7	730.005
9	730.001

FT-0220

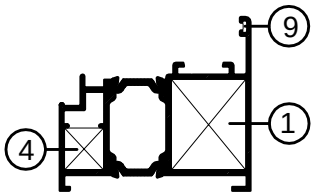

1	710.059
	710.072
4	710.040
	710.076
9	730.001

FT-0262

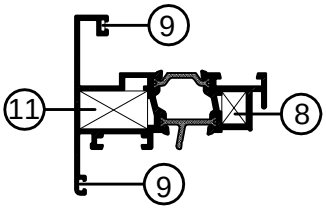

11	710.077
8	710.026
9	730.001

FT-0210

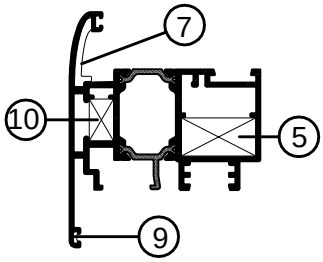

5	710.035
	710.098
	731.001
10	710.039
7	730.005
9	730.001

FT-0236

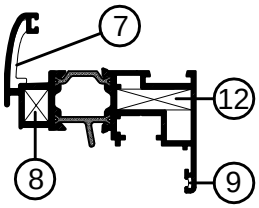

12	710.078
8	710.026
7	730.005
9	730.001

FT-0219

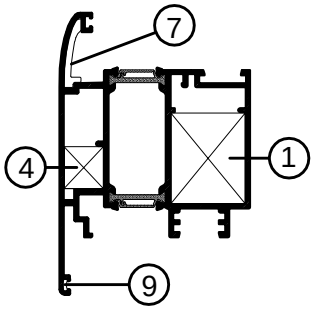

1	710.059
	710.099
4	710.040
	710.076
7	730.005
9	730.001

FT-0239

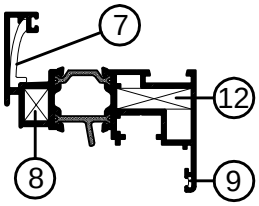

12	710.078
8	710.026
7	730.005
9	730.001

FT-0261

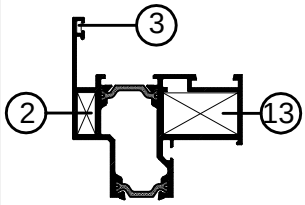

13	710.100
2	710.037
3	730.002

FT-0202

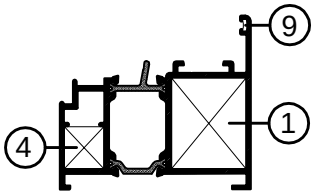

1	710.059
	710.072
4	710.040
	710.076
9	730.001

FT-0248

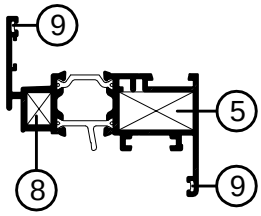

5	730.008
	710.035
	710.075
	731.001
8	710.026
9	730.001

PRIKAZ KUTNIKA U PROFILIMA

FT-0249

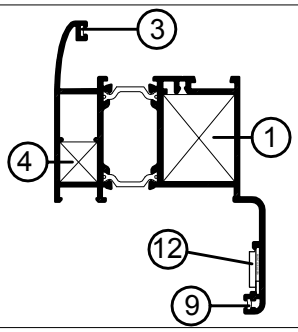

1	730.009
	710.059
	710.072
4	710.040/ 710.076
12	731.010
3	730.002
9	730.001

FT-0287

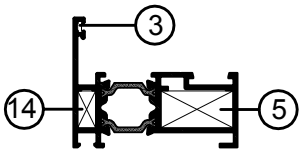

5	730.008
	710.035
	710.075
	731.001
14	710.226
3	730.002

SPAJANJE PROFILA FT-0201 KUTNICIMA; 730.009, 710.037

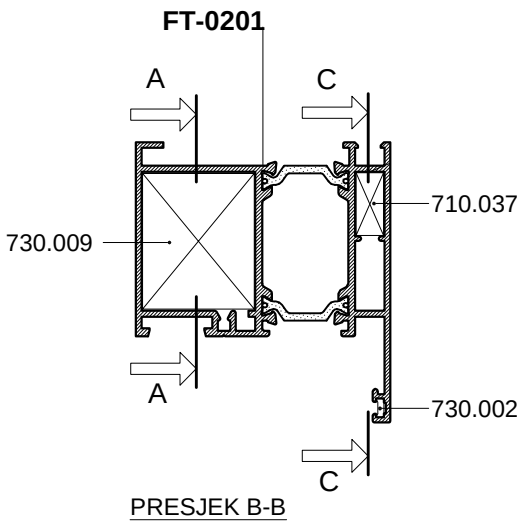

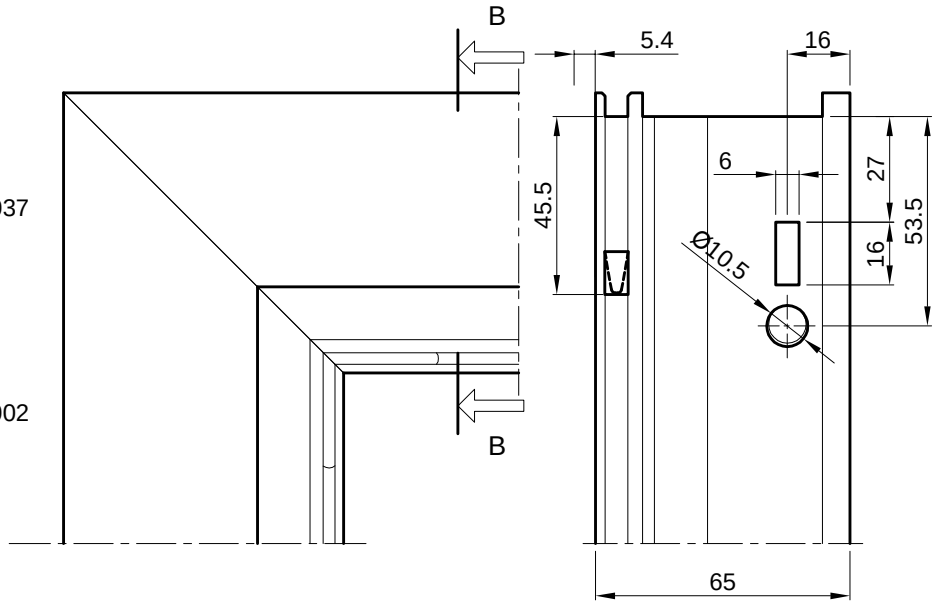

Spajanje kutnikom 730.009 s predobradom štancanja

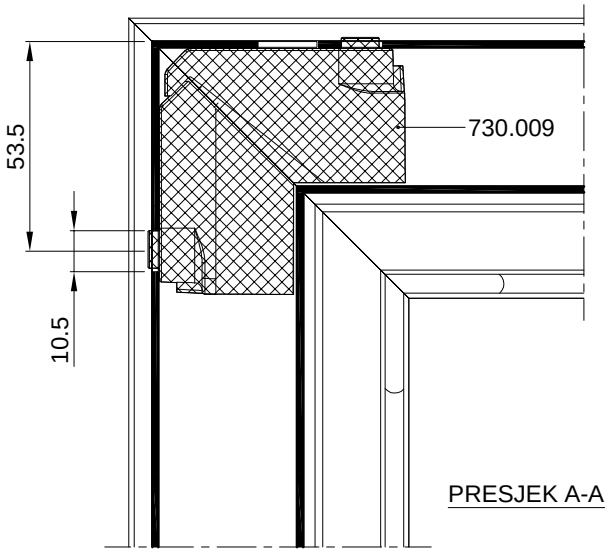

Spajanje kutnikom 710.037 uprešavanjem stijenke profila prema kutniku

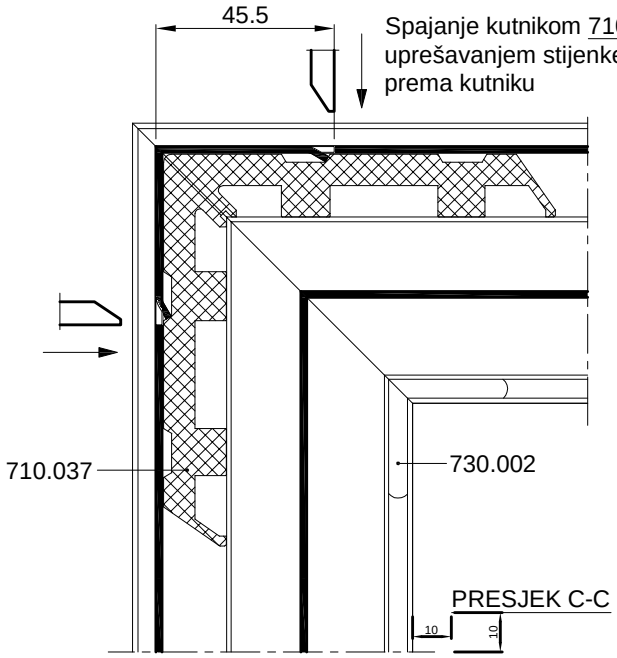

OVAJ RASPORED I NAČIN SPAJANJA KUTNICIMA PRIMJENJIV JE I NA PROFILE RAMA: **FT-0214, FT-0225, FT-0231, i FT0232**

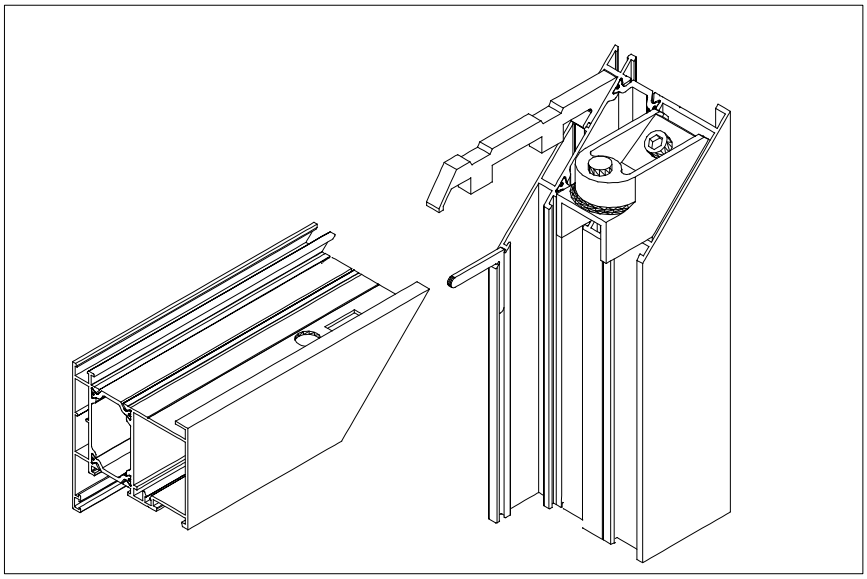

SPAJANJE PROFILA FT-0201 KUTNICIMA; 730.059, 710.037

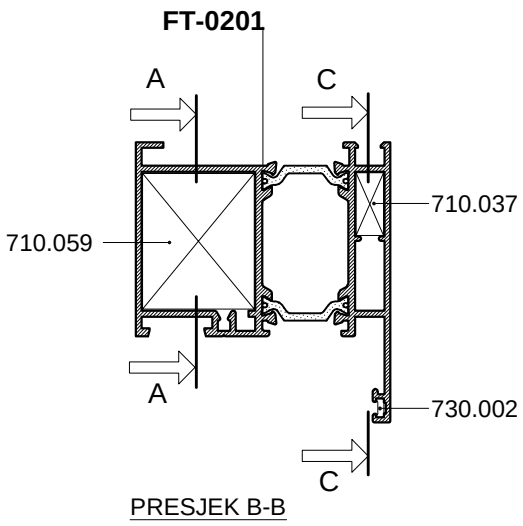

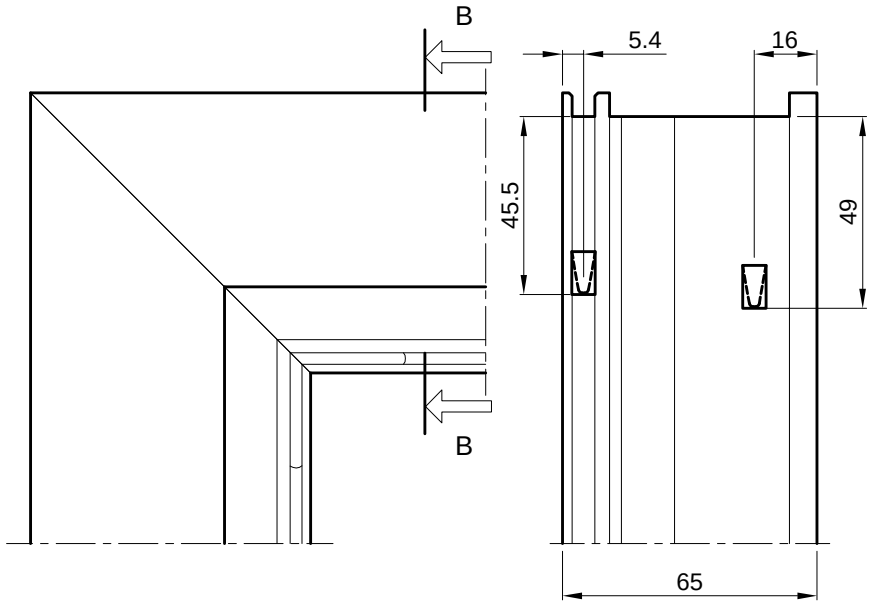

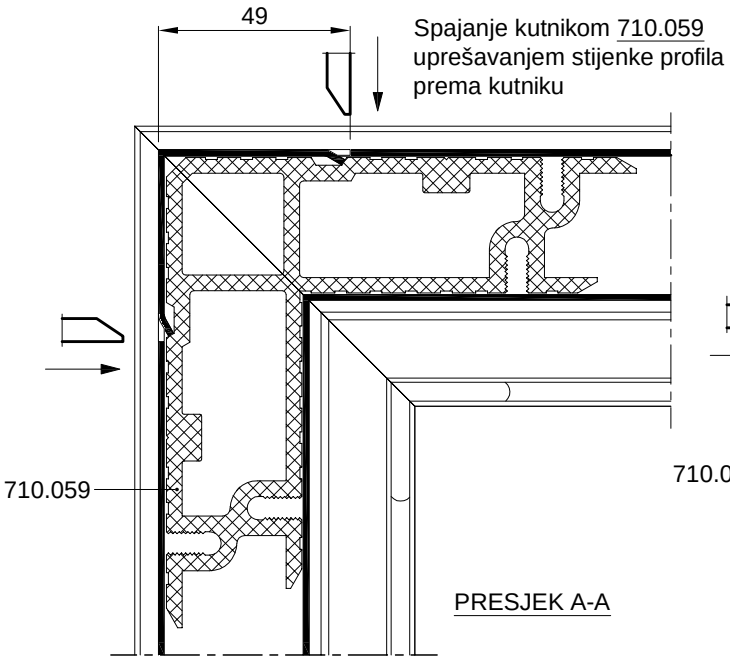

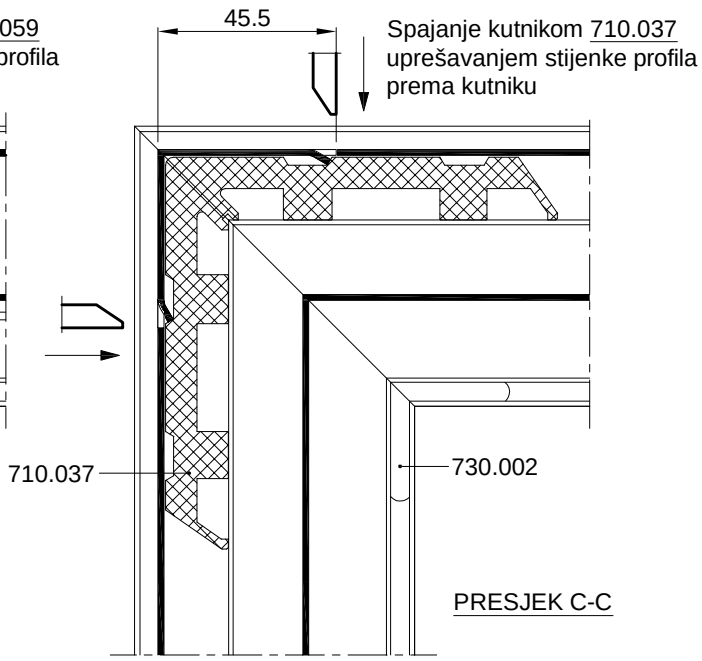

OVAJ RASPORED I NAČIN SPAJANJA KUTNICIMA PRIMJENJIV JE I NA PROFILE RAMA: **FT-0214, FT-0225, FT-0231, i FT0232**

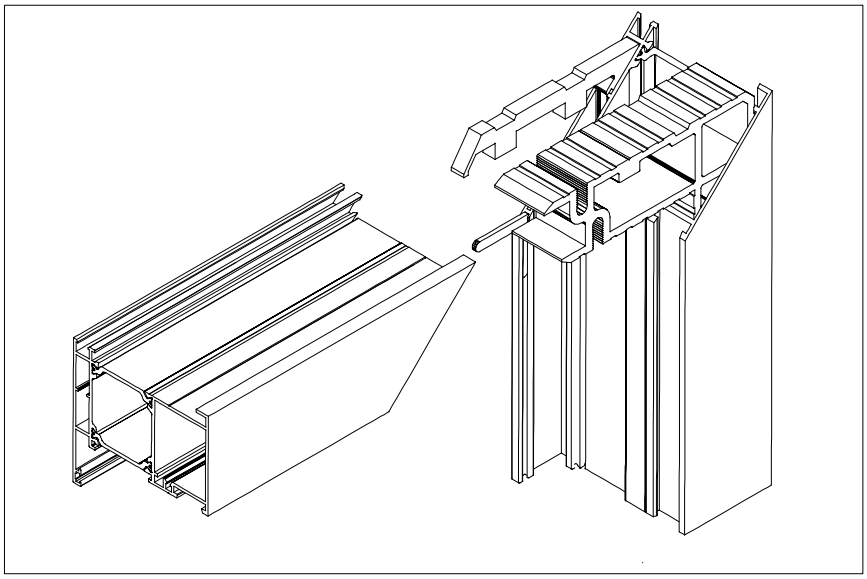

SPAJANJE PROFILA FT-0201 KUTNICIMA; 710.072, 710.037

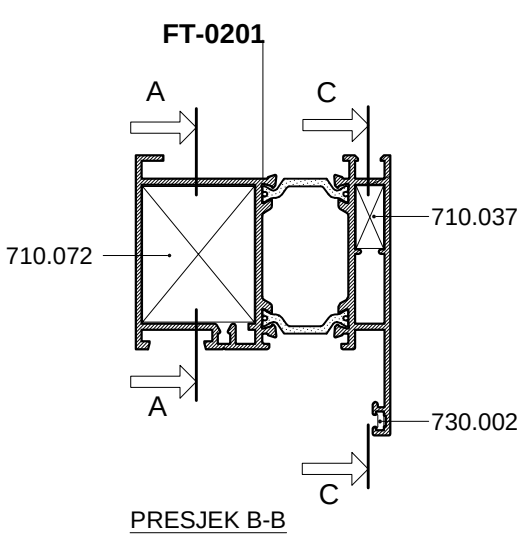

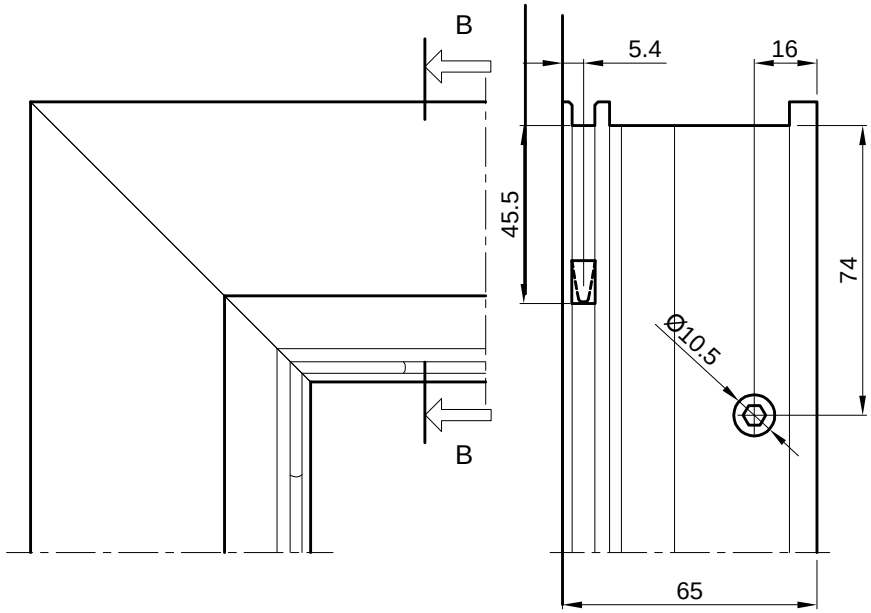

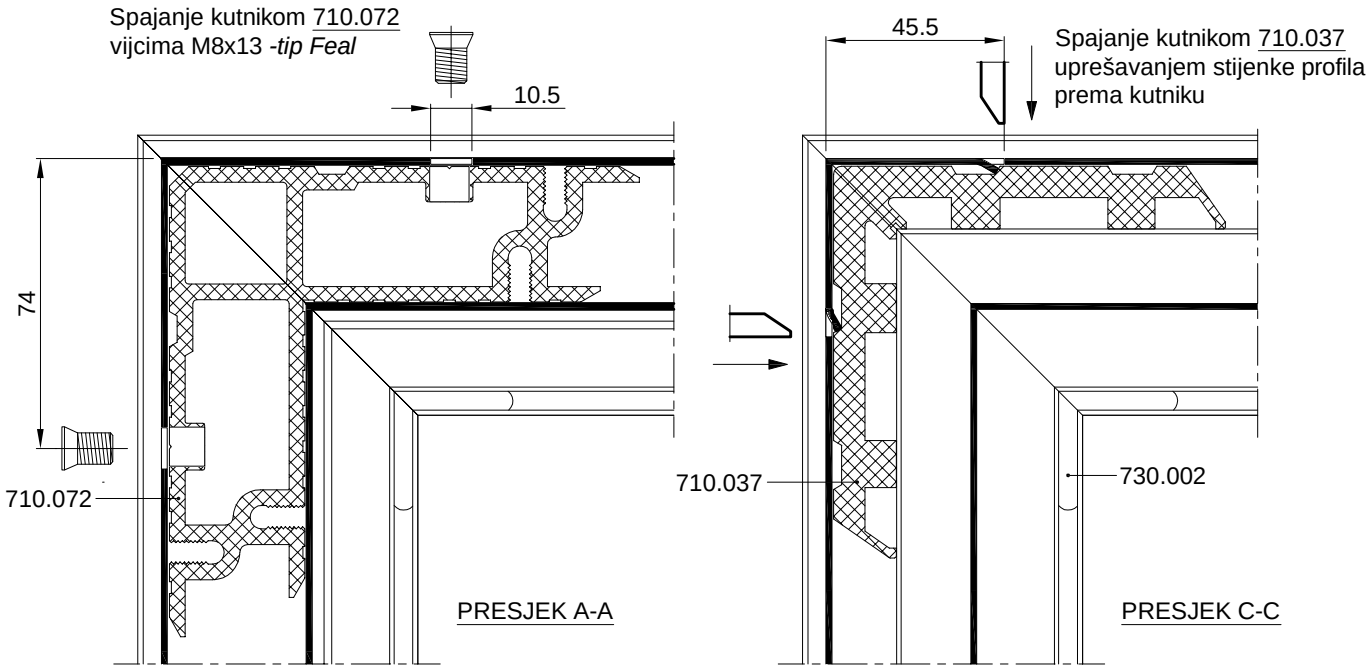

OVAJ RASPORED I NAČIN SPAJANJA KUTNICIMA PRIMJENJIV JE I NA PROFILE RAMA: **FT-0214, FT-0225, FT-0231, i FT0232**

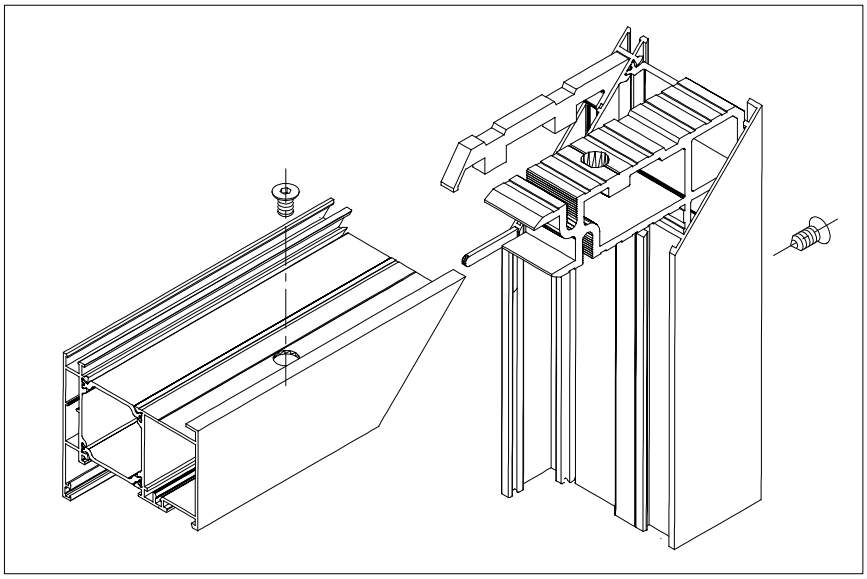

SPAJANJE PROFILA FT-0224 KUTNICIMA; 730.009, 710.040

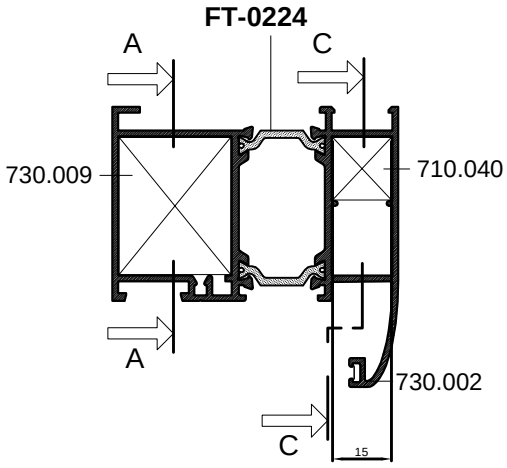

PRESJEK B-B

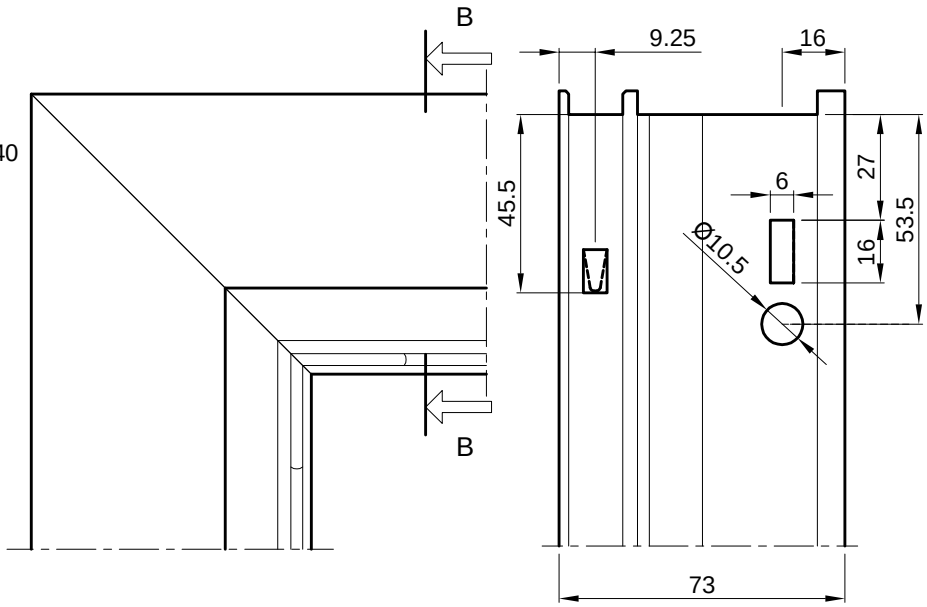

Spajanje kutnikom 730.009 s predobradom štancanja

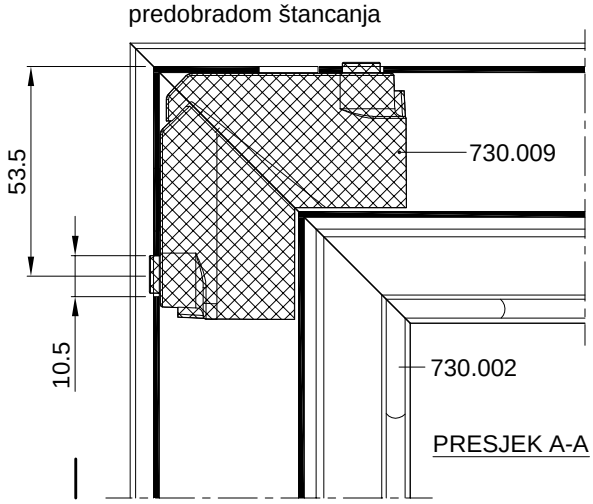

PRESJEK A-A

Spajanje kutnikom 710.040 uprešavanjem stijenke profila prema kutniku

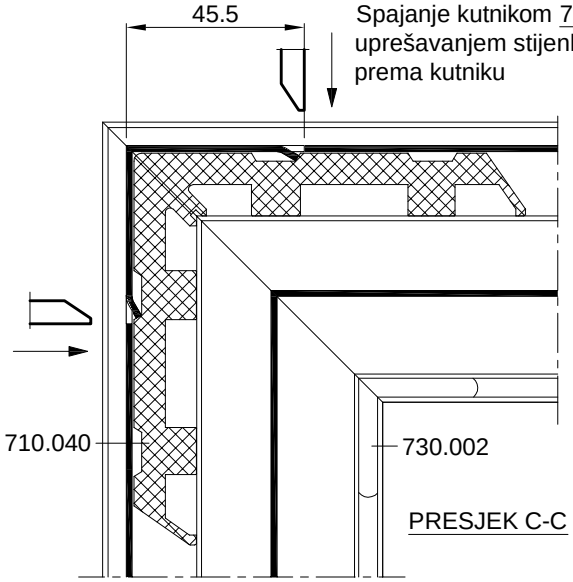

PRESJEK C-C

OVAJ RASPORED I NAČIN SPAJANJA KUTNICIMA PRIMJENJIV JE I NA PROFIL RAMA **FT-0229**

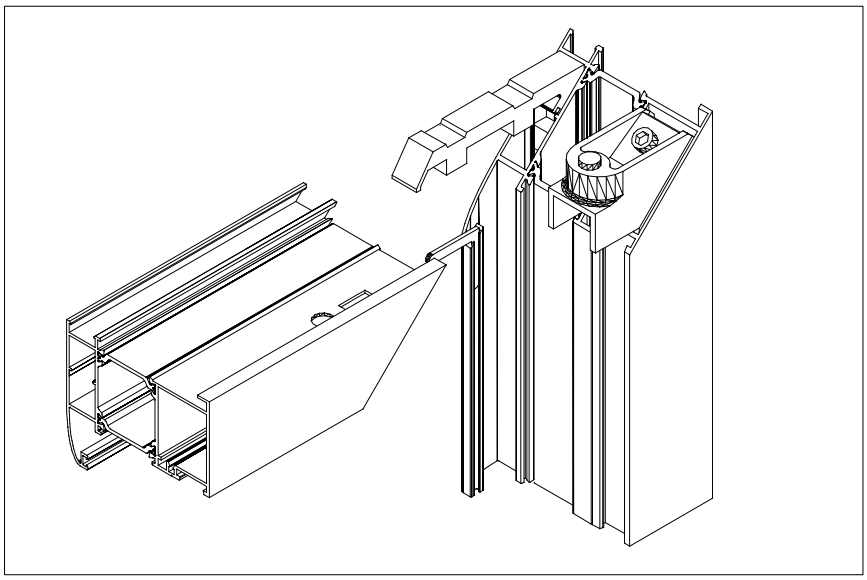

SPAJANJE PROFILA FT-0224 KUTNICIMA; 710.059, 710.040

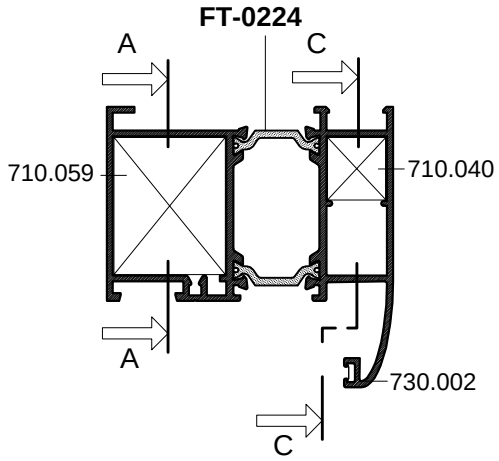

PRESJEK B-B

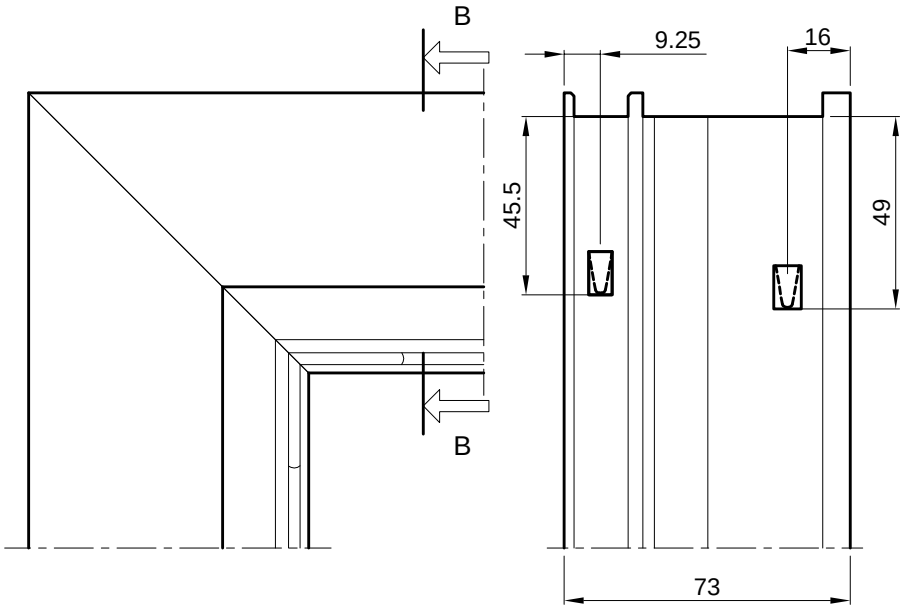

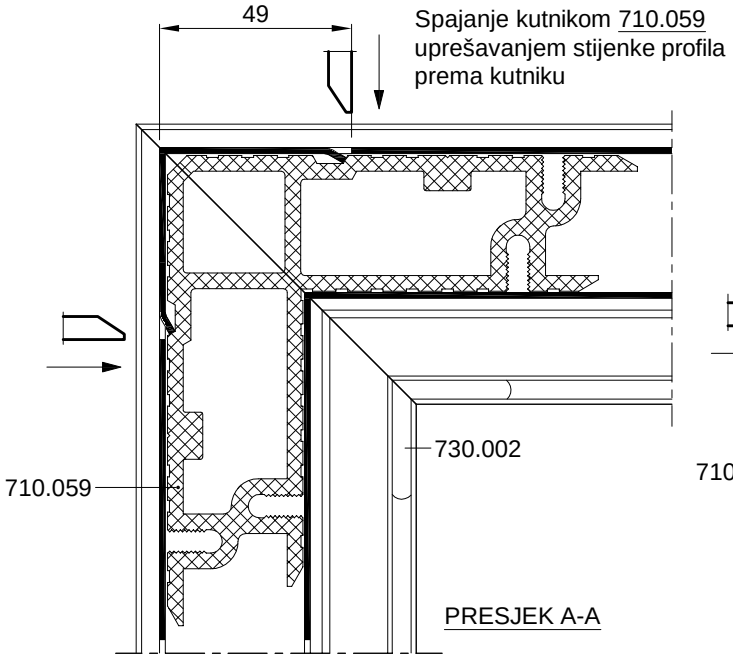

PRESJEK A-A

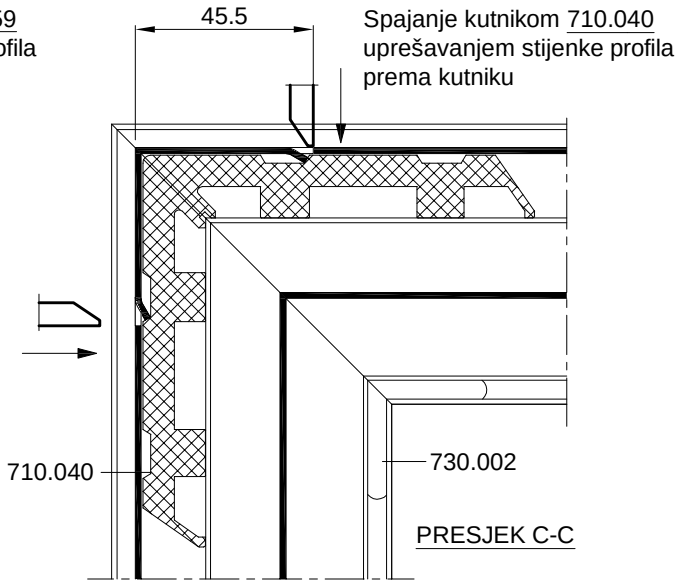

PRESJEK C-C

OVAJ RASPORED I NAČIN SPAJANJA KUTNICIMA PRIMJENJIV JE I NA PROFIL RAMA **FT-0229**

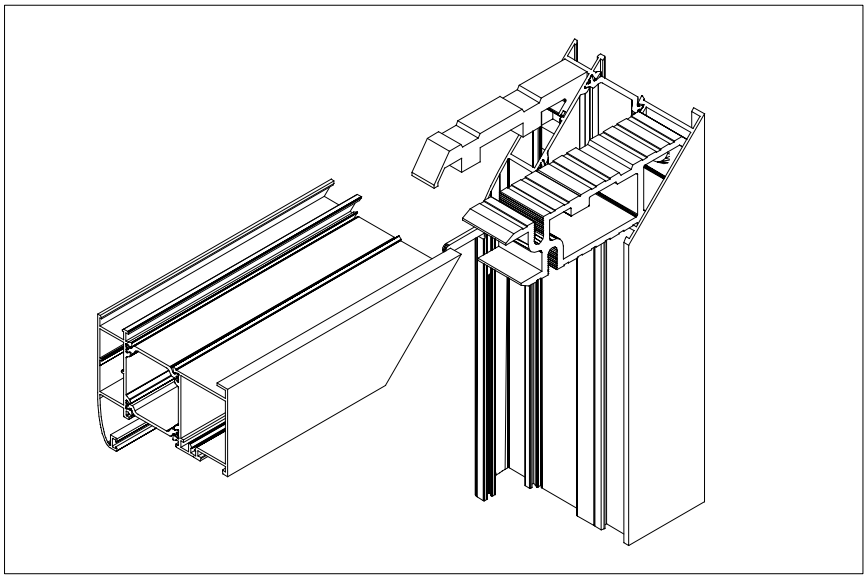

SPAJANJE PROFILA FT-0224 KUTNICIMA; 710.072, 710.040

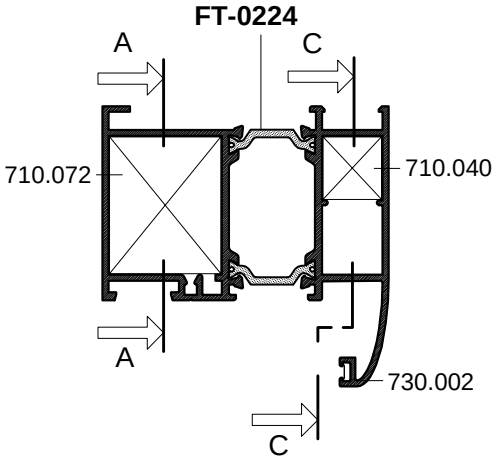

PRESJEK B-B

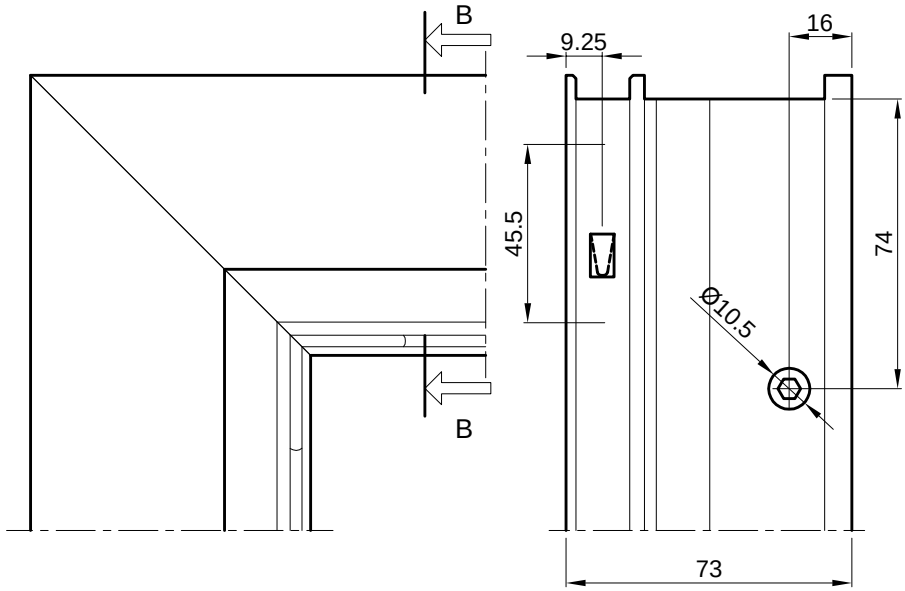

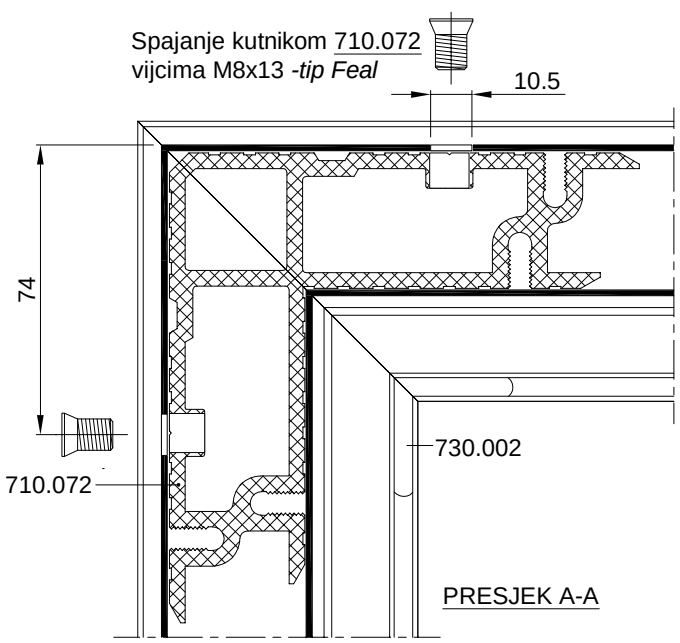

PRESJEK A-A

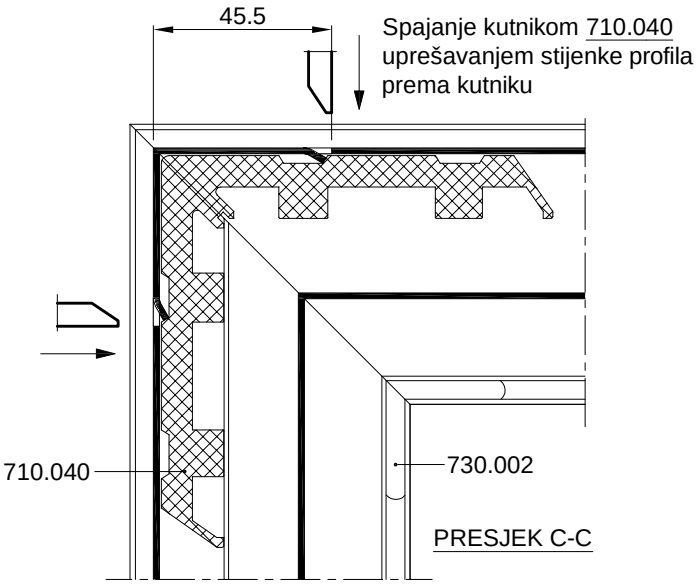

PRESJEK C-C

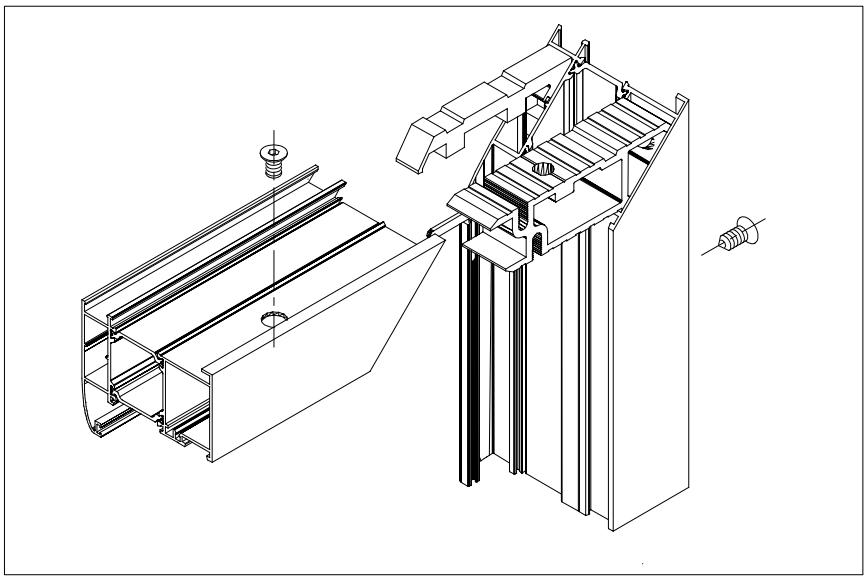

SPAJANJE PROFILA FT-0224 KUTNICIMA; 730.009, 710.076

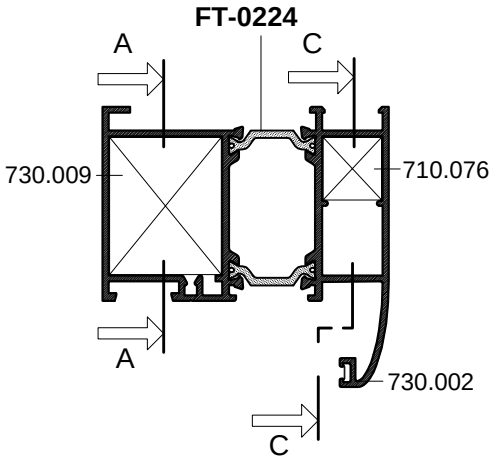

PRESJEK B-B

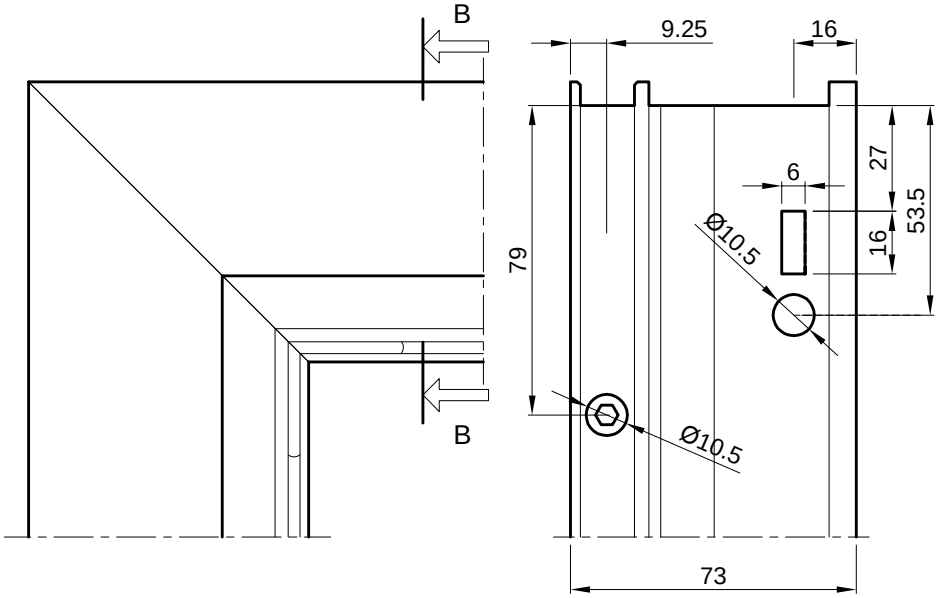

Spajanje kutnikom 730.009 s predobradom štancanja

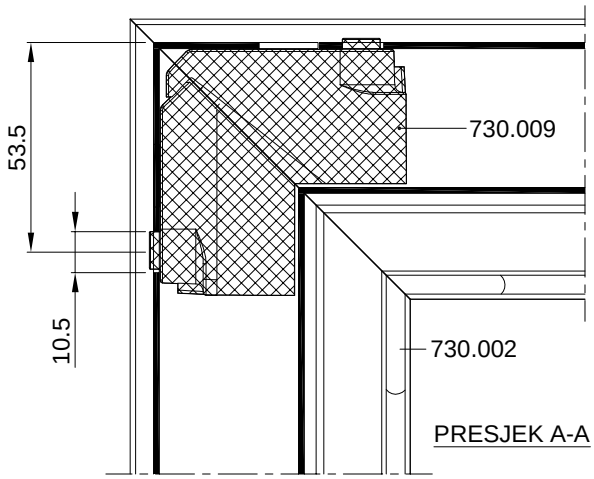

PRESJEK A-A

Spajanje kutnikom 710.076 vijcima M8x13 *-tip Feal*

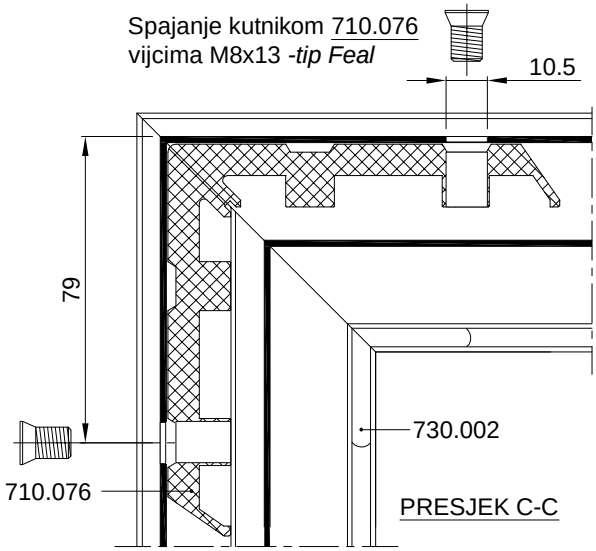

PRESJEK C-C

OVAJ RASPORED I NAČIN SPAJANJA KUTNICIMA PRIMJENJIV JE I NA PROFIL RAMA **FT-0229**

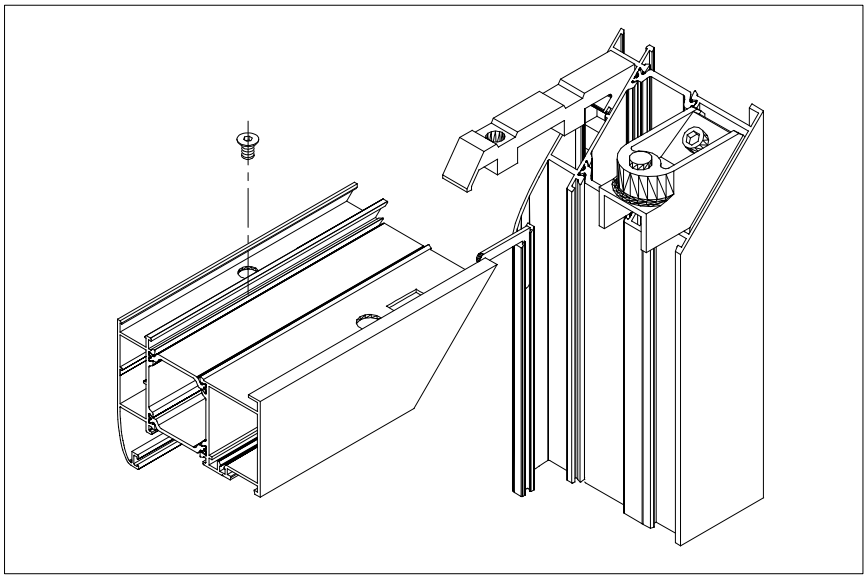

SPAJANJE PROFILA FT-0224 KUTNICIMA; 710.059, 710.076

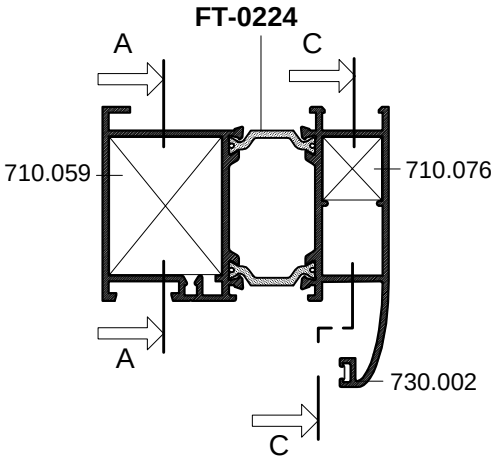

PRESJEK B-B

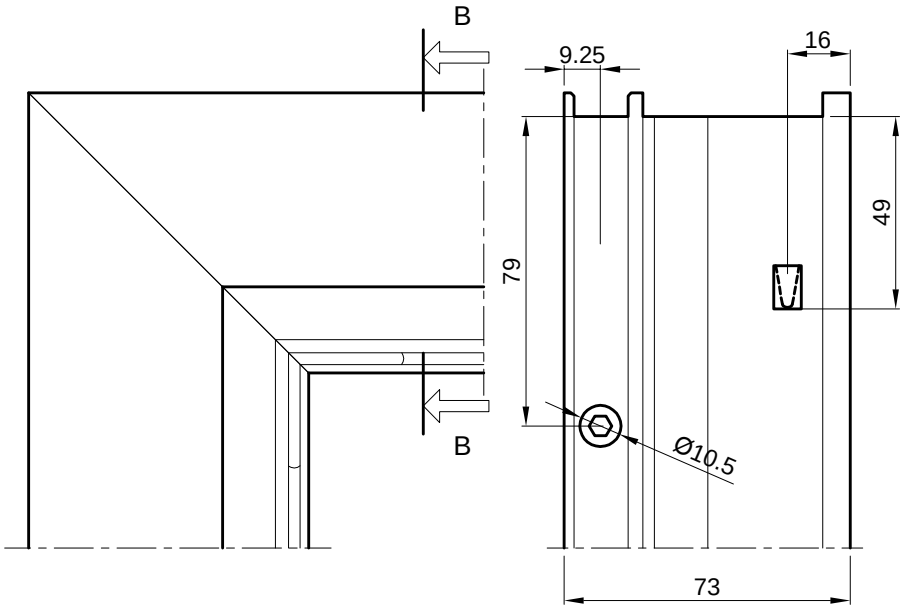

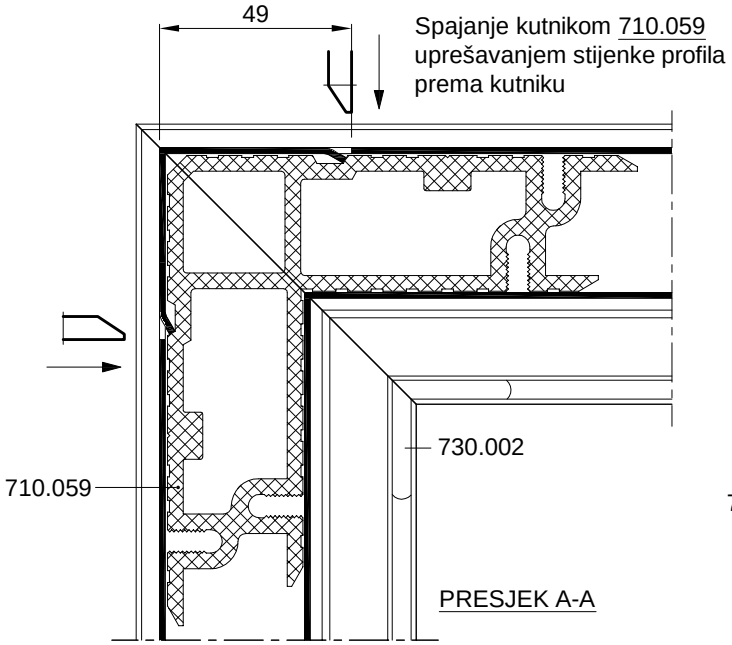

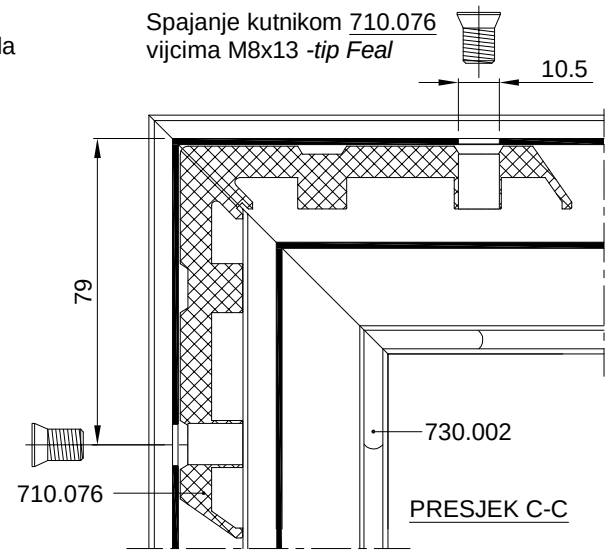

OVAJ RASPORED I NAČIN SPAJANJA KUTNICIMA PRIMJENJIV JE I NA PROFIL RAMA **FT-0229**

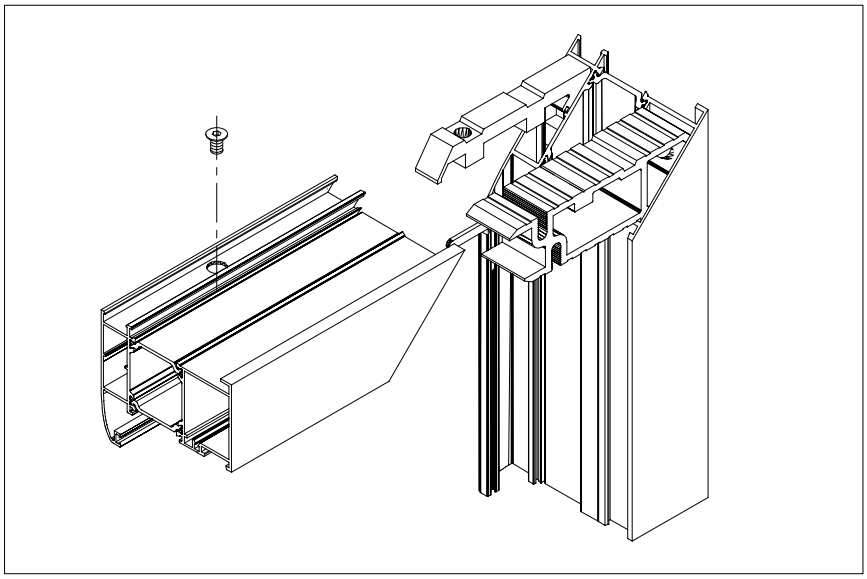

SPAJANJE PROFILA FT-0224 KUTNICIMA; 710.072, 710.076

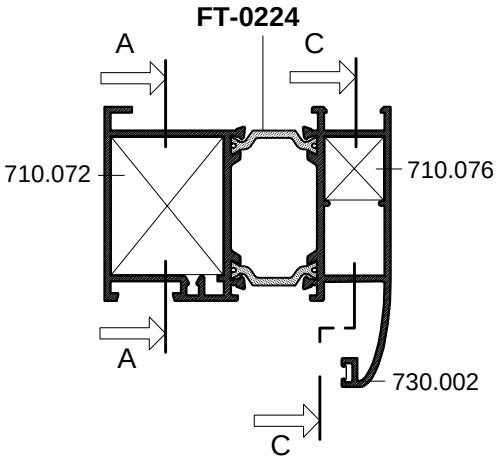

PRESJEK B-B

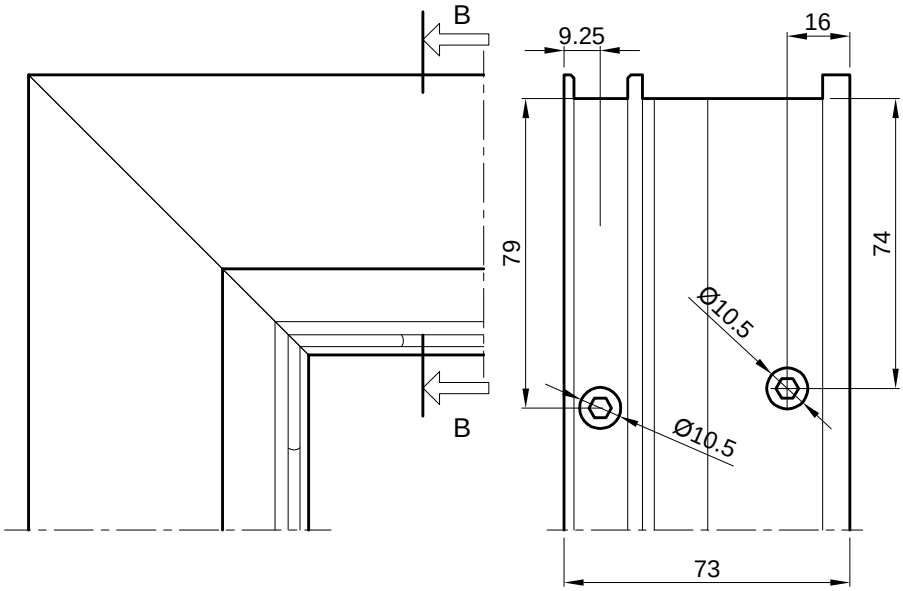

Spajanje kutnikom 710.072
vijcima M8x13 *-tip Feal*

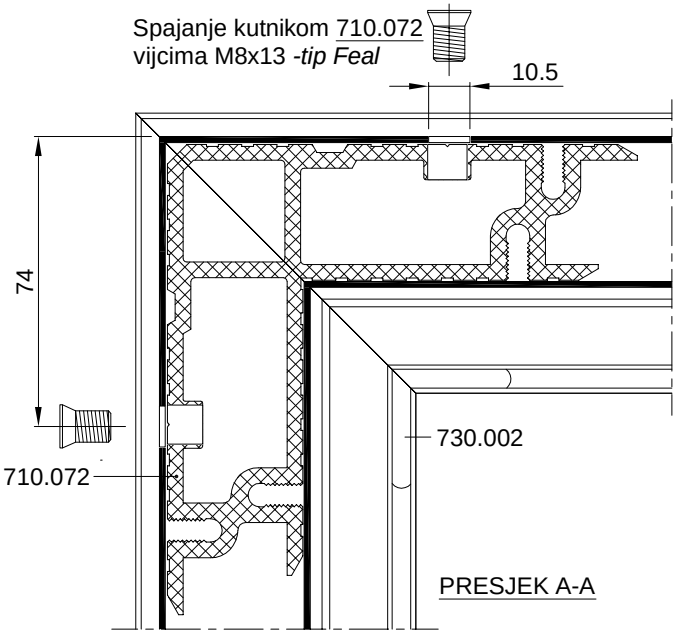

PRESJEK A-A

Spajanje kutnikom 710.076
vijcima M8x13 *-tip Feal*

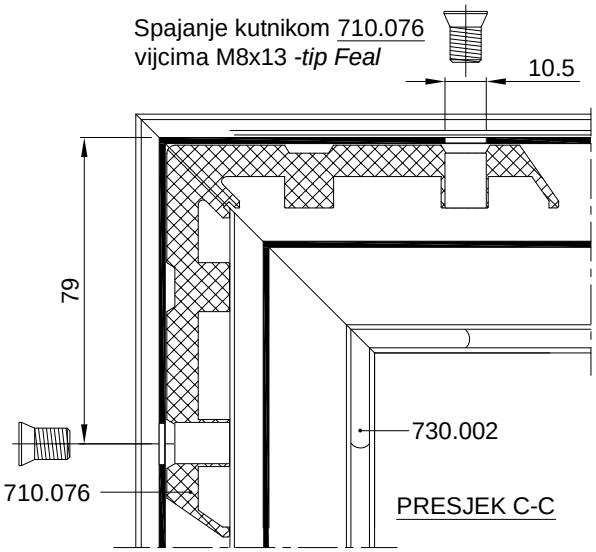

PRESJEK C-C

OVAJ RASPORED I NAČIN SPAJANJA KUTNICIMA PRIMJENJIV JE I NA PROFILE RAMA: **FT-0214, FT-0225, FT-0231, i FT0232**

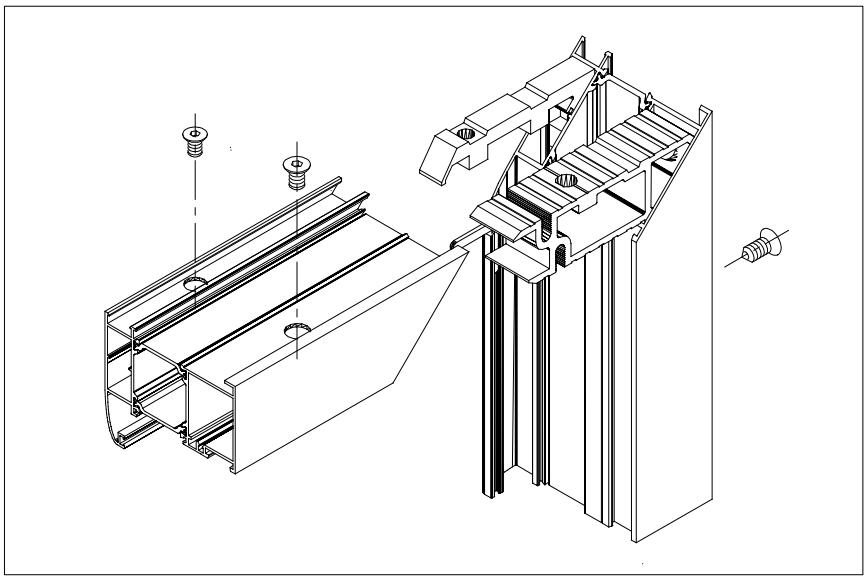

SPAJANJE PROFILA FT-0233 KUTNICIMA; 730.008, 710.050

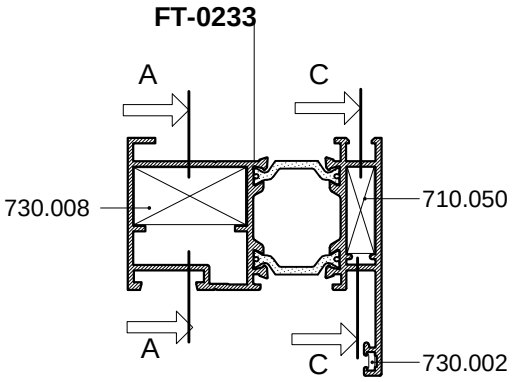

PRESJEK B-B

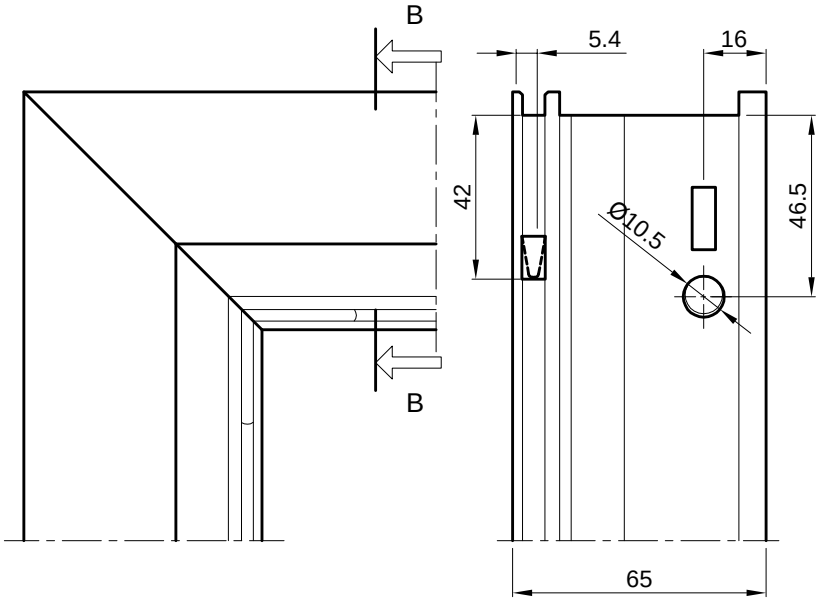

Spajanje kutnikom 730.008 s predobradom štancanja

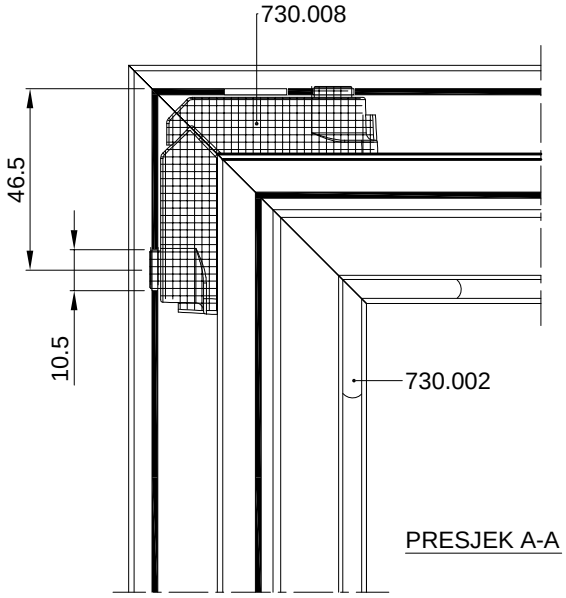

PRESJEK A-A

Spajanje kutnikom 710.050 uprešavanjem stijenke profila prema kutniku

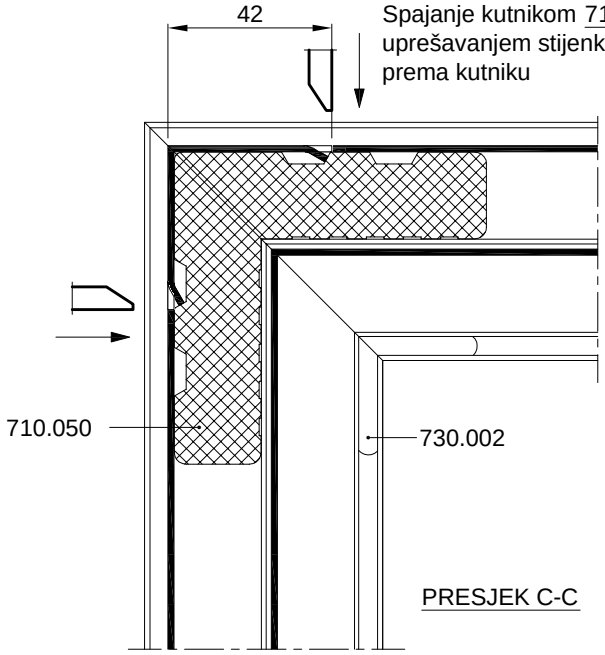

PRESJEK C-C

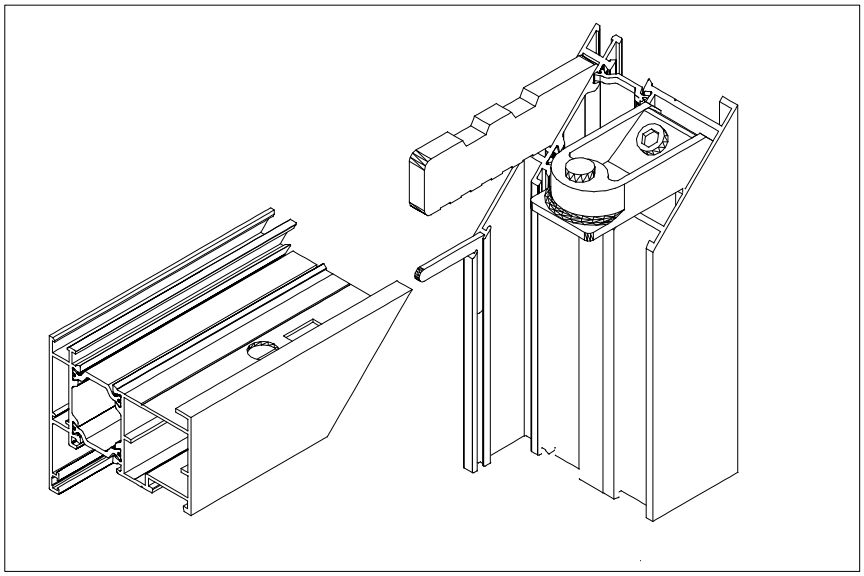

SPAJANJE PROFILA FT-0233 KUTNICIMA; 710.035, 710.050

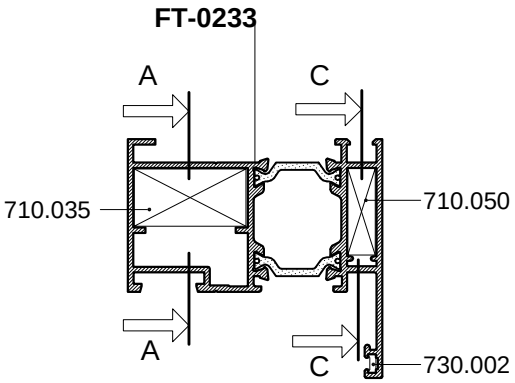

PRESJEK B-B

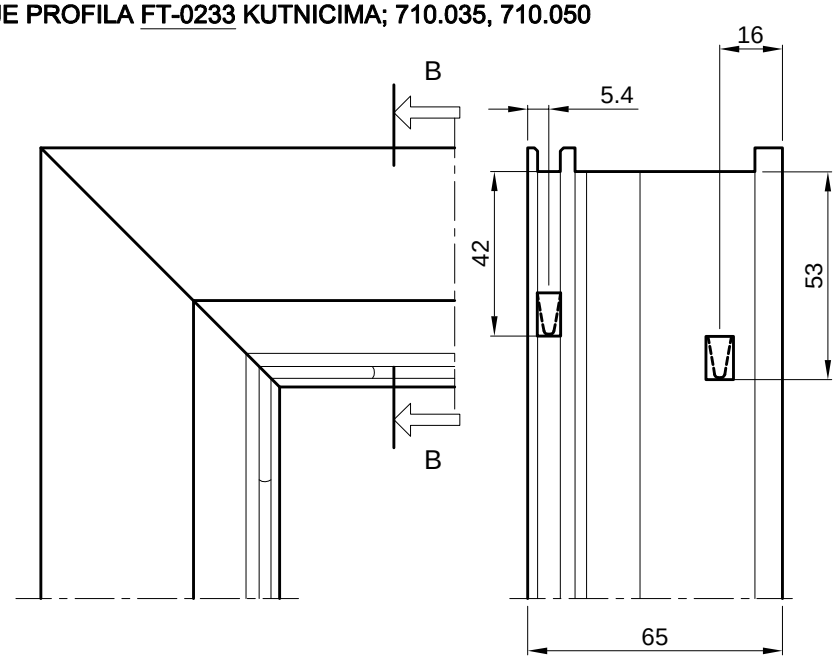

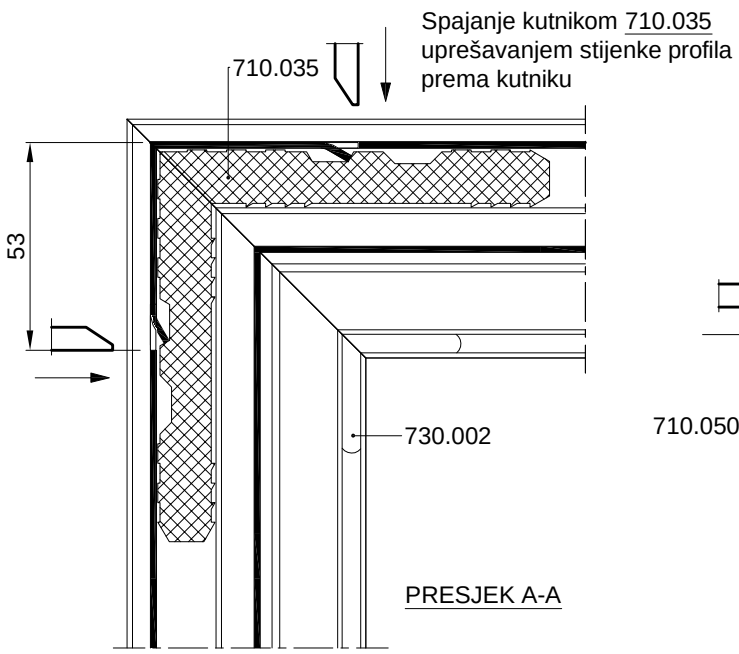

PRESJEK A-A

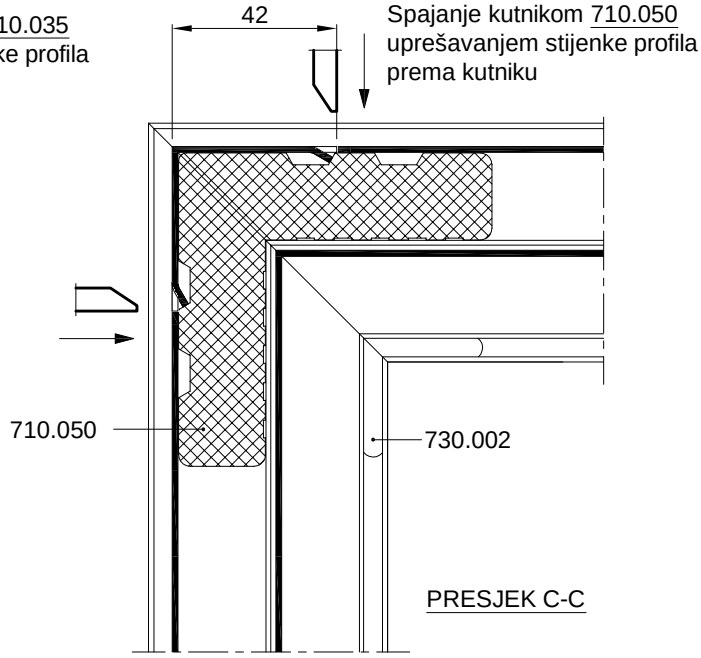

PRESJEK C-C

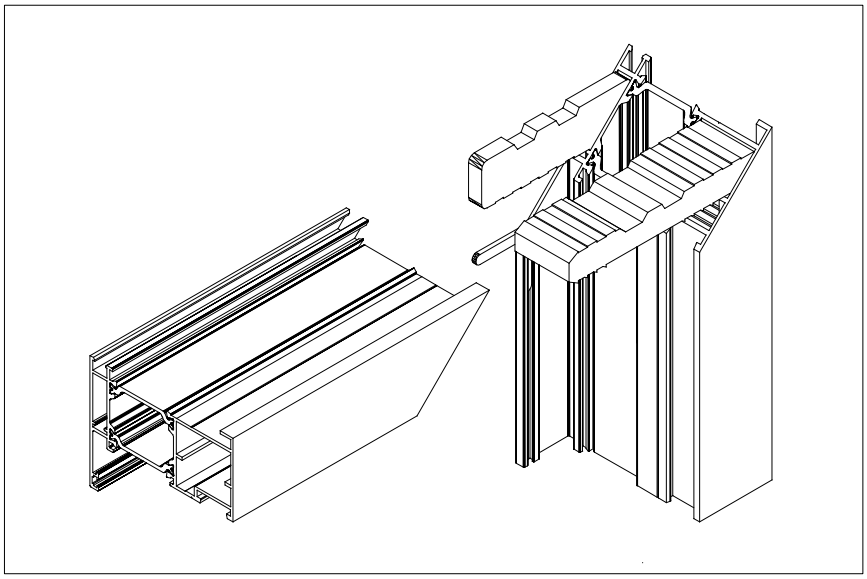

SPAJANJE PROFILA FT-0233 KUTNICIMA; 710.075, 710.050

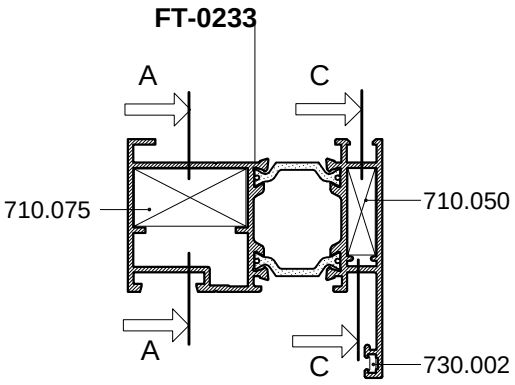

PRESJEK B-B

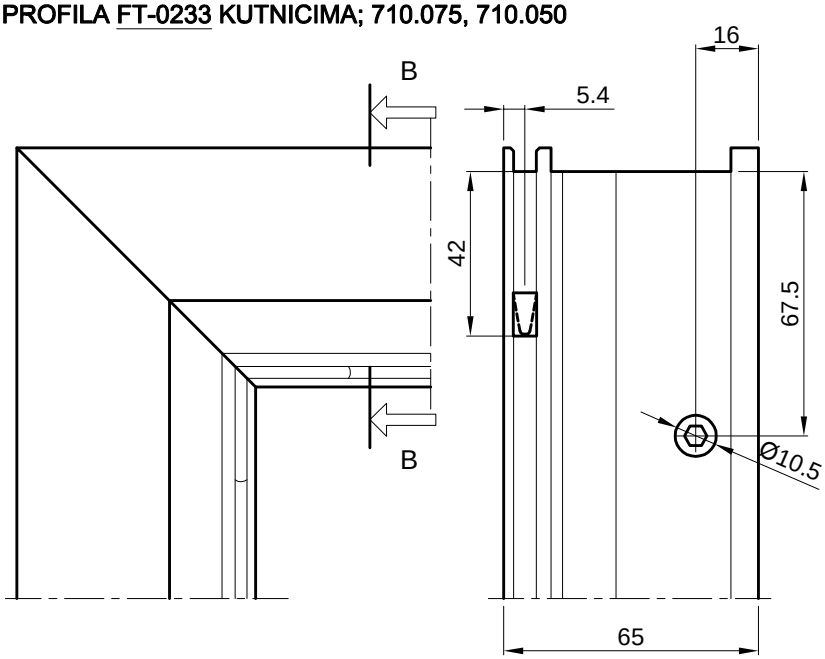

Spajanje kutnikom 710.075
vijcima M8x13 *-tip Feal*

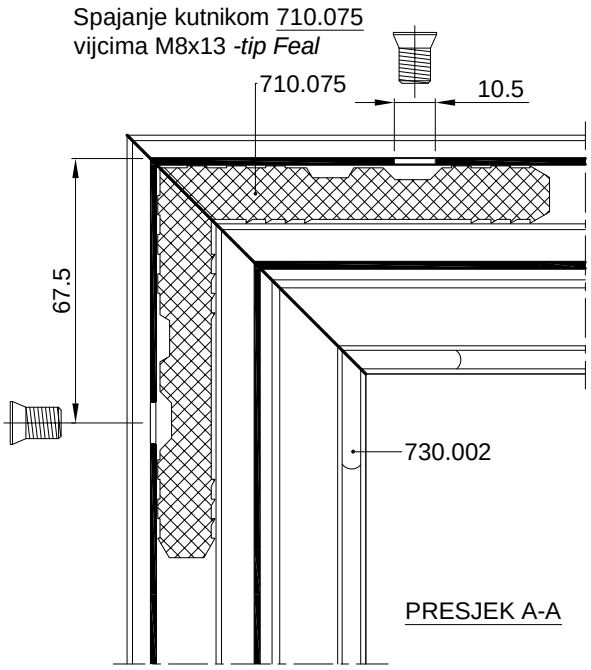

PRESJEK A-A

Spajanje kutnikom 710.050
uprešavanjem stijenke profila
prema kutniku

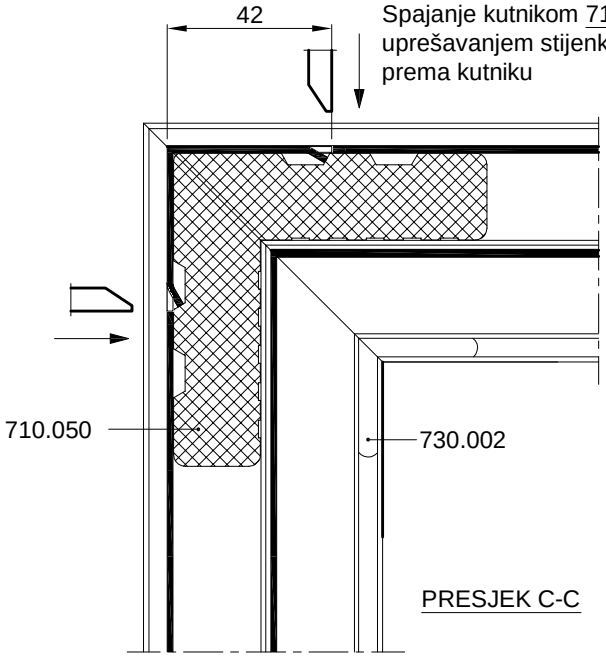

PRESJEK C-C

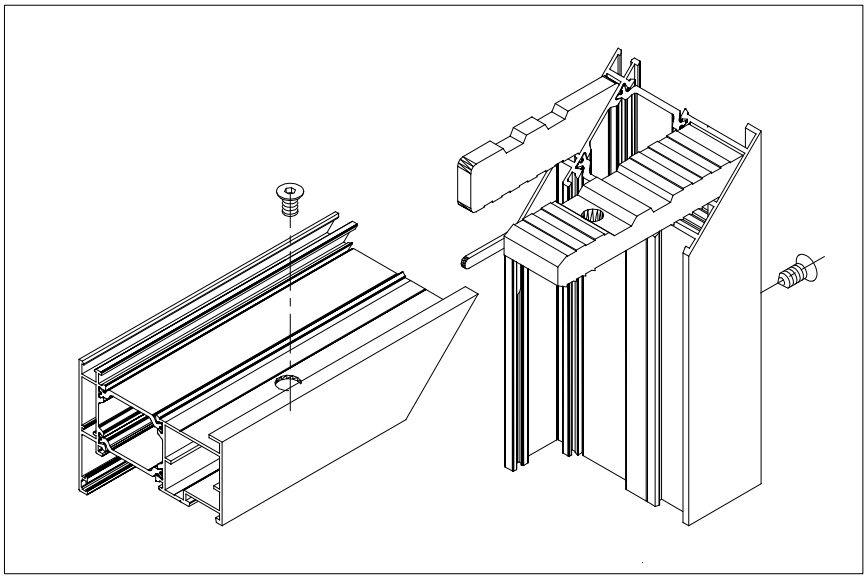

SPAJANJE PROFILA FT-0234 KUTNICIMA; 730.008, 710.040

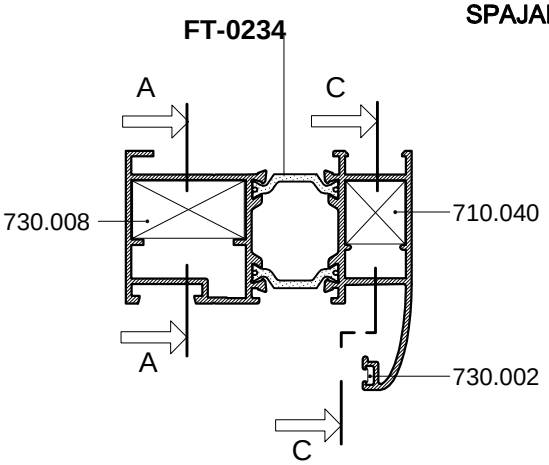

PRESJEK B-B

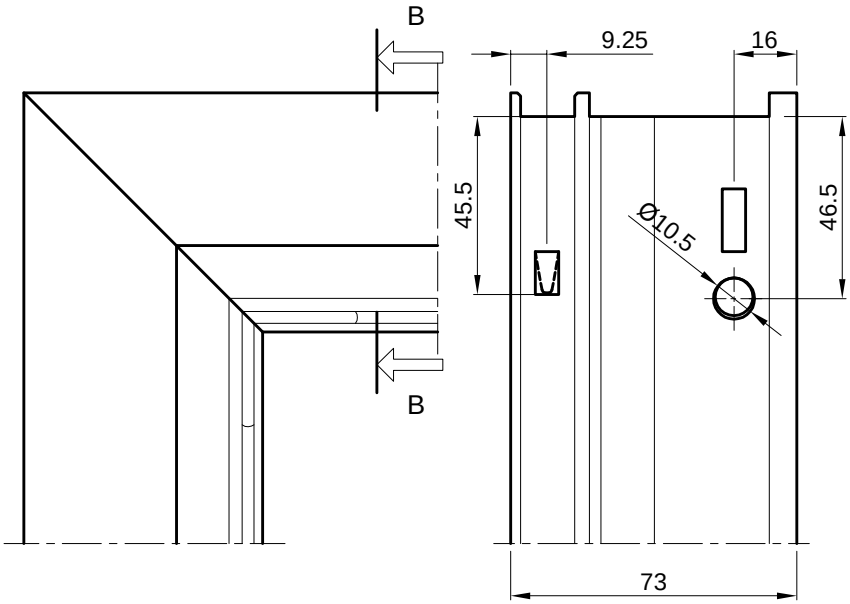

Spajanje kutnikom 730.008 s predobradom štancanja

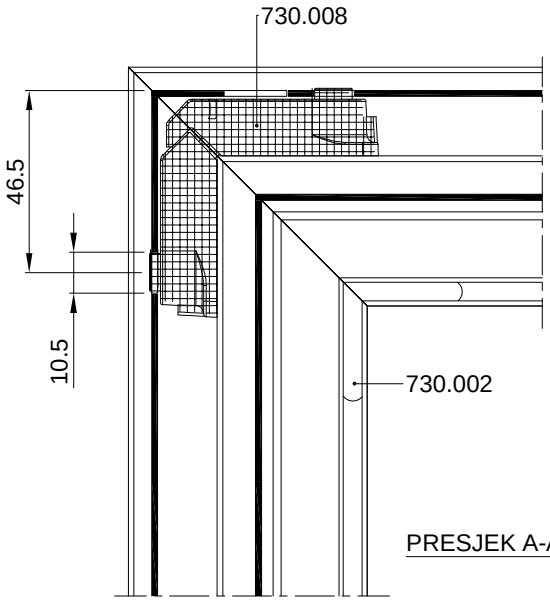

PRESJEK A-A

Spajanje kutnikom 710.040 uprešavanjem stijenke profila prema kutniku

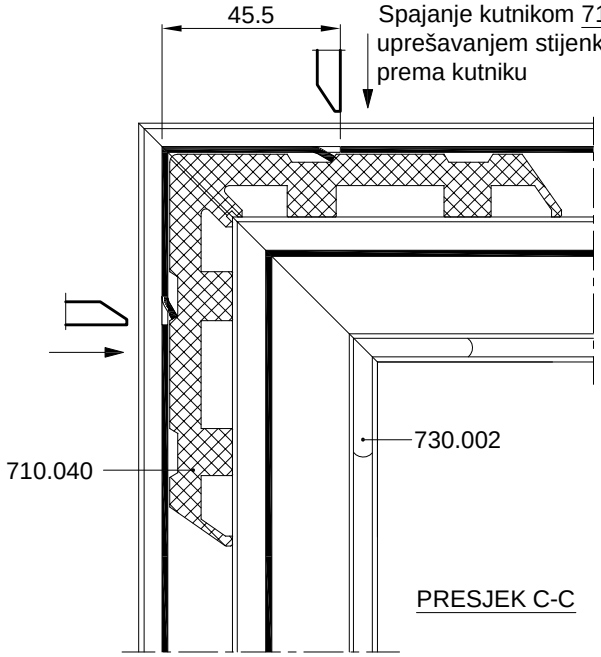

PRESJEK C-C

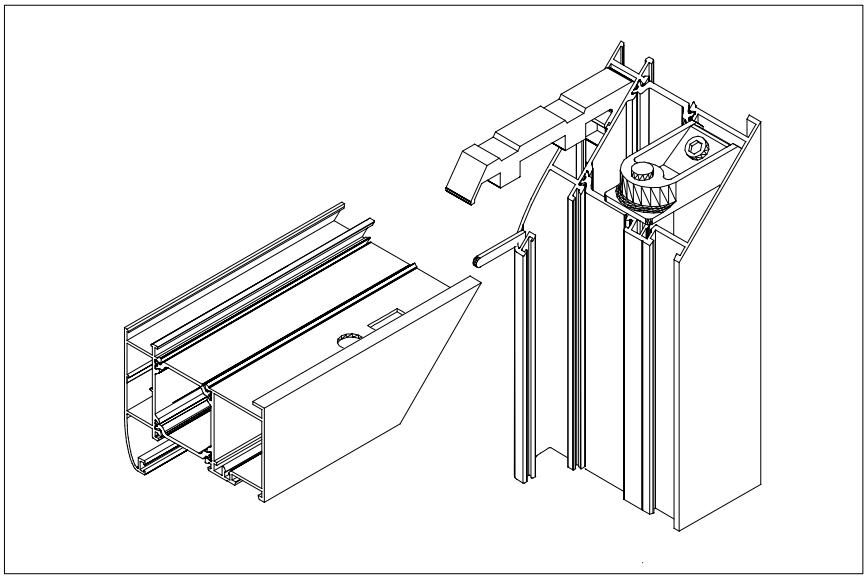

SPAJANJE PROFILA FT-0234 KUTNICIMA; 710.035, 710.040

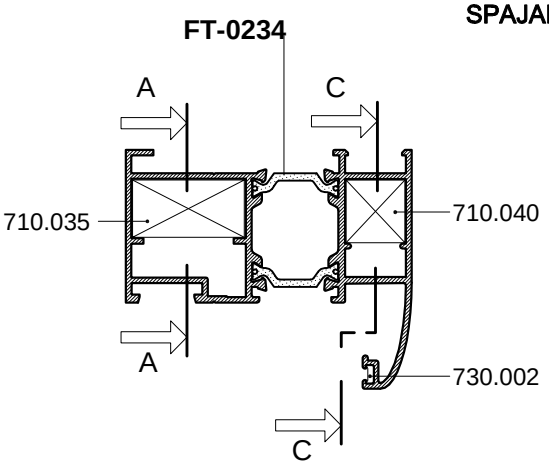

PRESJEK B-B

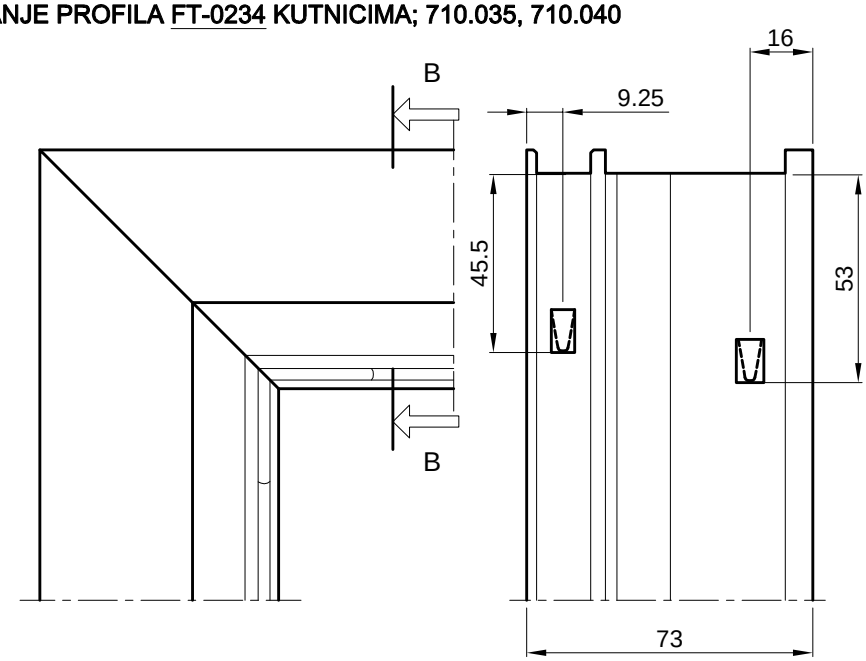

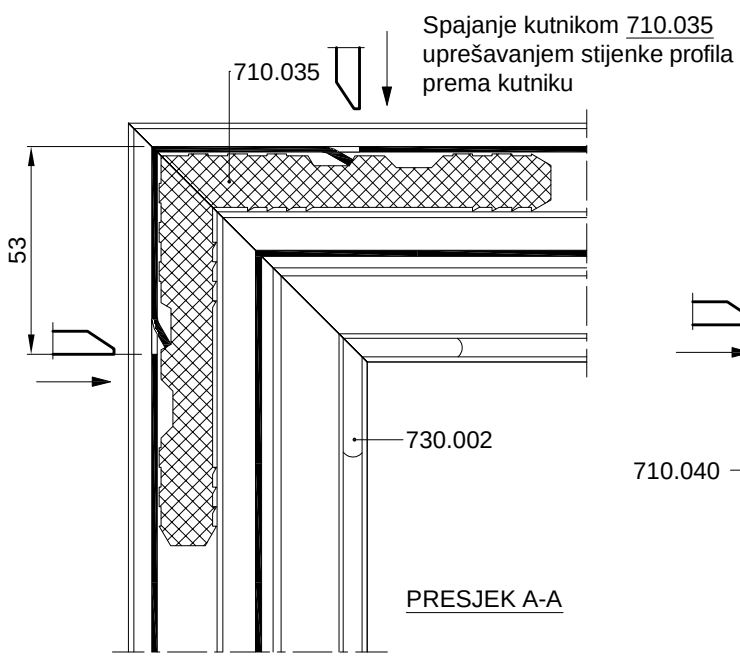

PRESJEK A-A

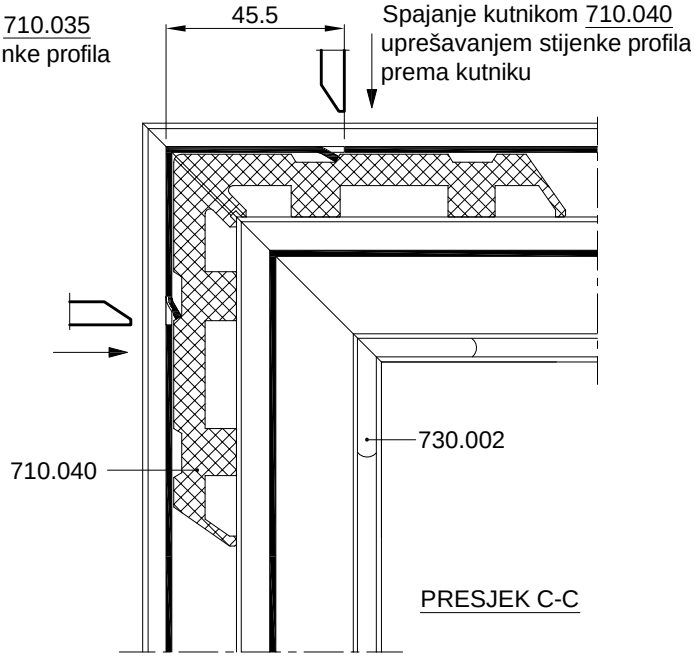

PRESJEK C-C

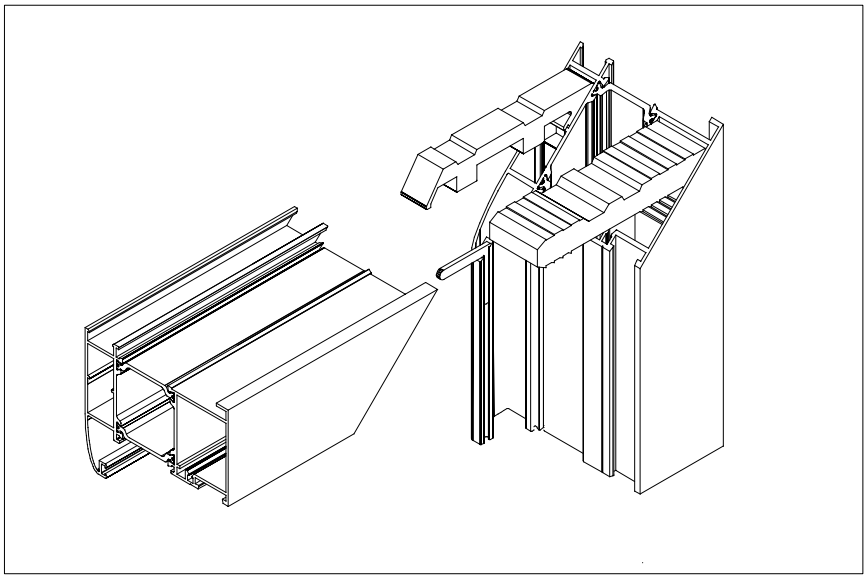

SPAJANJE PROFILA FT-0234 KUTNICIMA; 710.075, 710.040

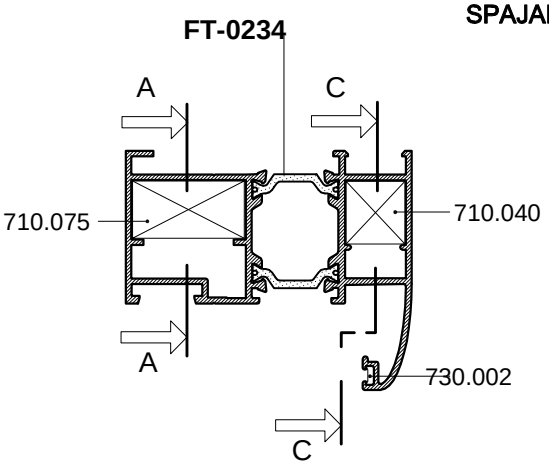

PRESJEK B-B

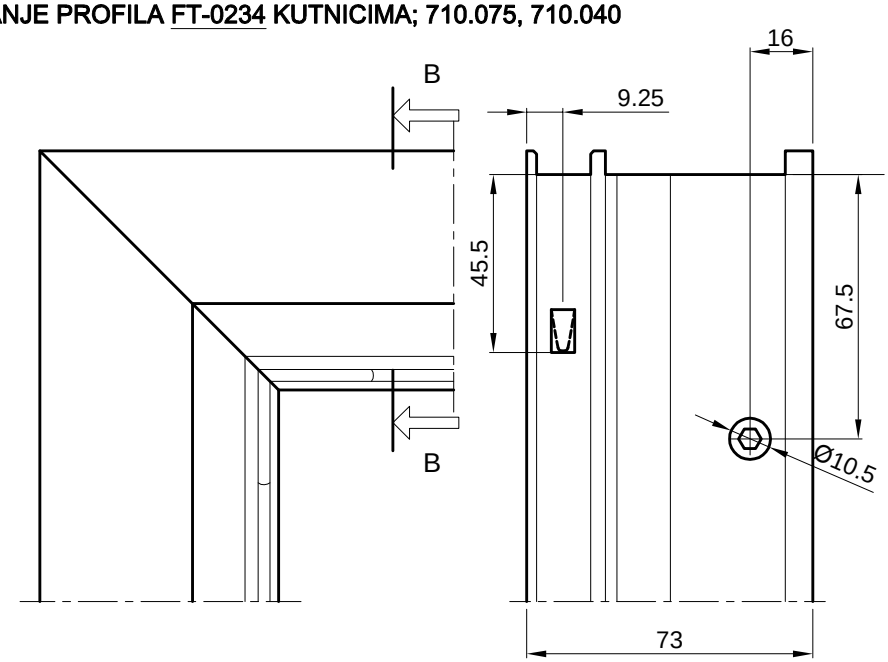

Spajanje kutnikom 710.075
vijcima M8x13 *-tip Feal*

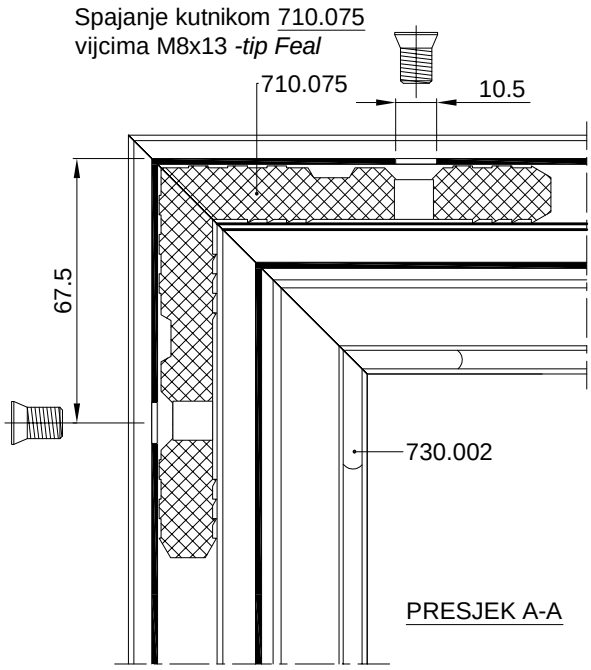

PRESJEK A-A

Spajanje kutnikom 710.040
uprešavanjem stijenke profila
prema kutniku

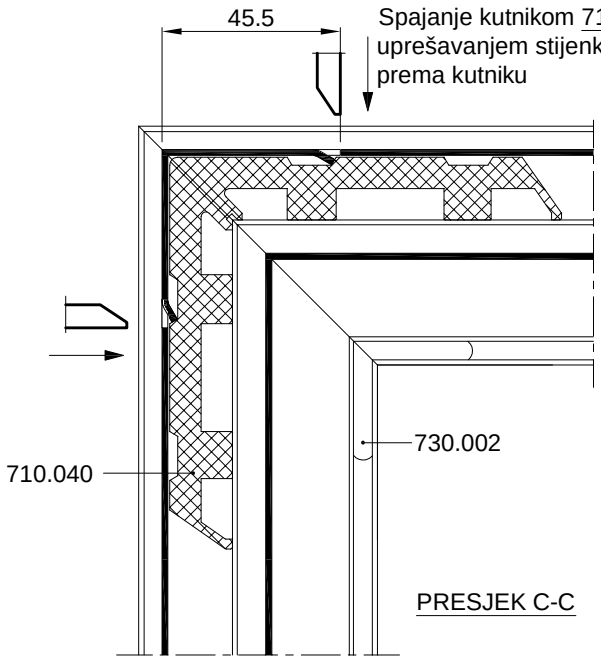

PRESJEK C-C

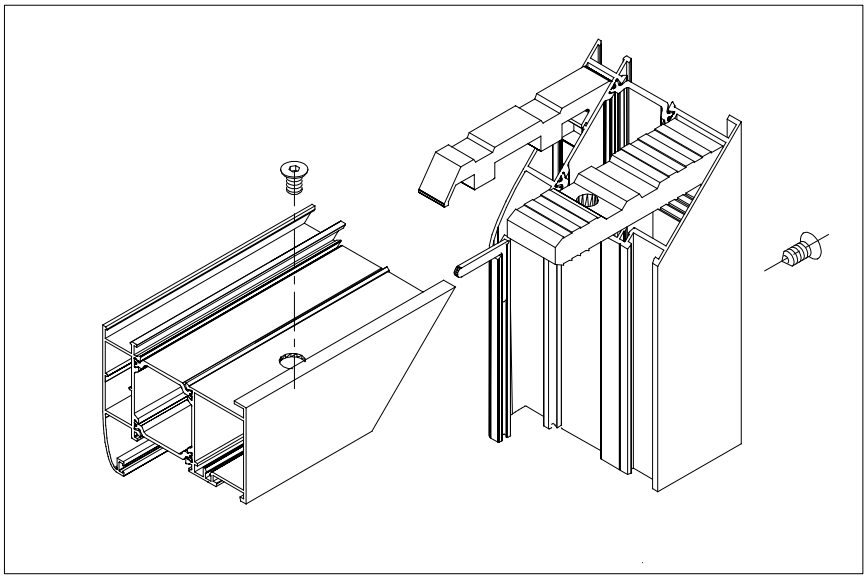

SPAJANJE PROFILA FT-0234 KUTNICIMA; 730.008, 710.076

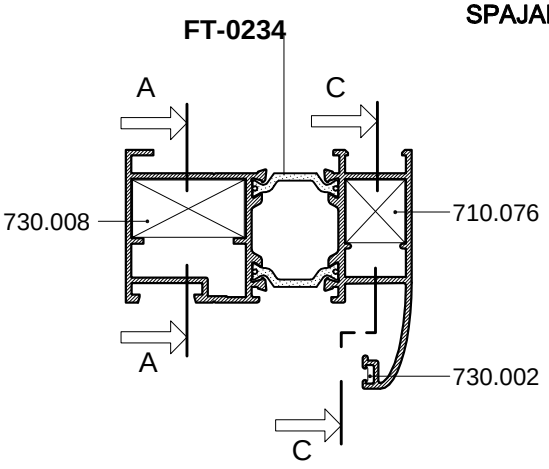

PRESJEK B-B

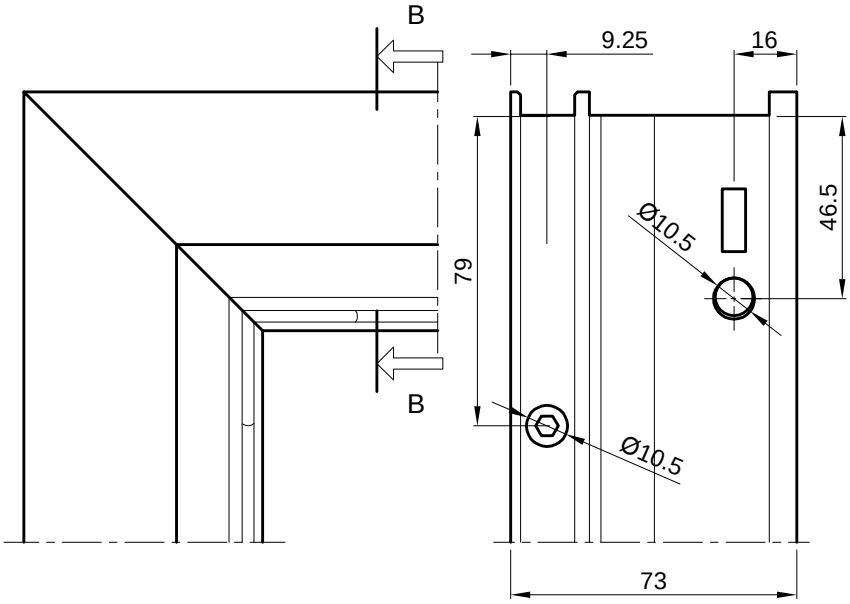

Spajanje kutnikom 730.008 s predobradom štancanja

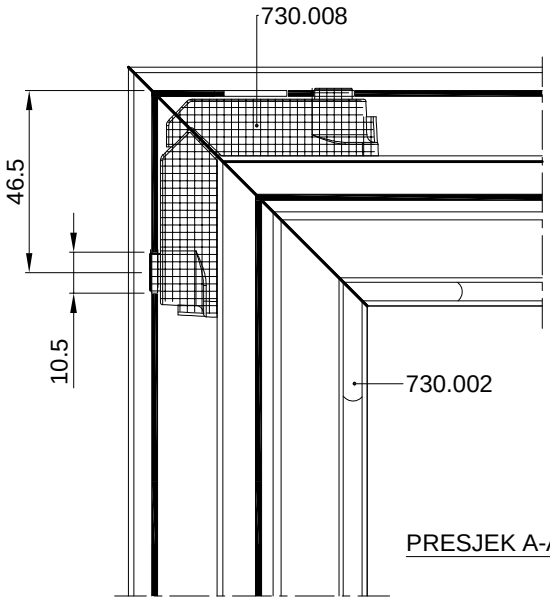

PRESJEK A-A

Spajanje kutnikom 710.076 vijcima M8x13 *-tip Feal*

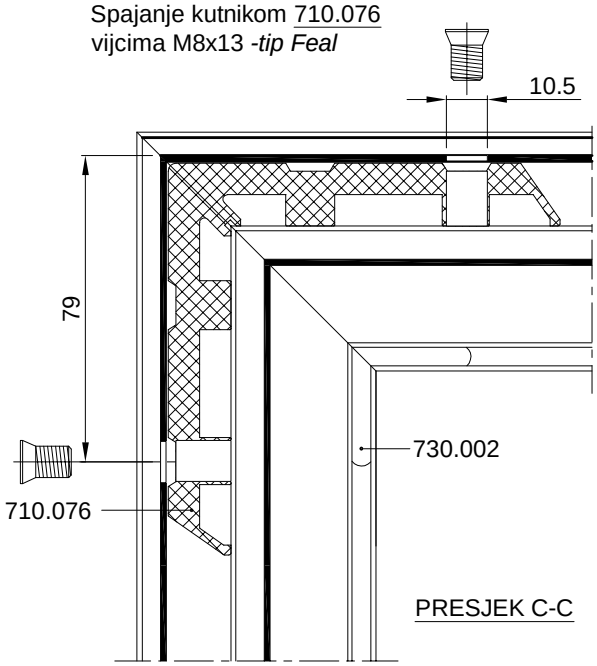

PRESJEK C-C

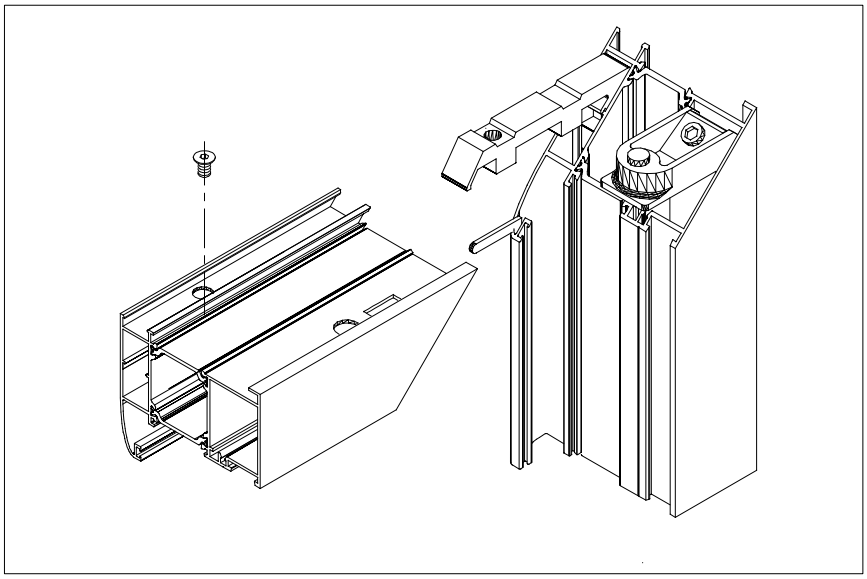

SPAJANJE PROFILA FT-0234 KUTNICIMA; 710.035, 710.076

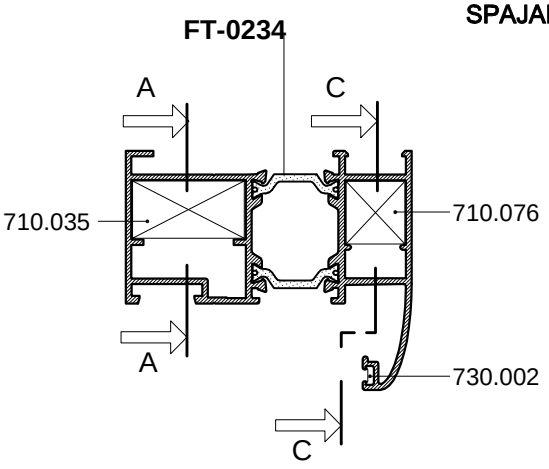

PRESJEK B-B

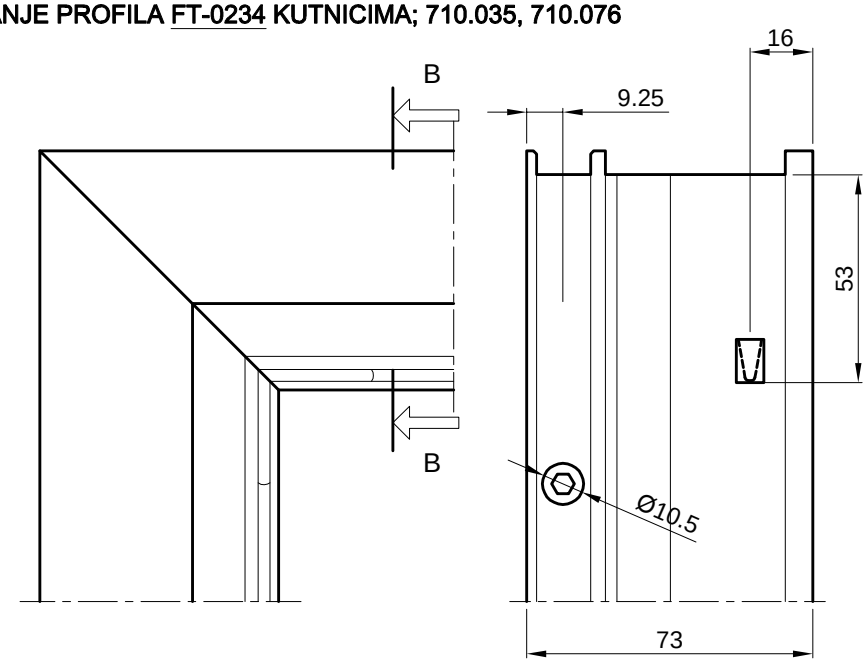

Spajanje kutnikom 710.035
uprešavanjem stijenke profila
prema kutniku

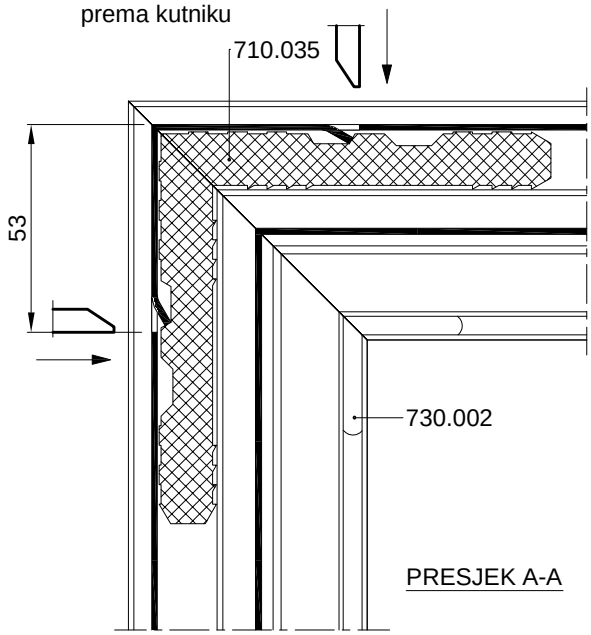

PRESJEK A-A

Spajanje kutnikom 710.076
vijcima M8x13 *-tip Feal*

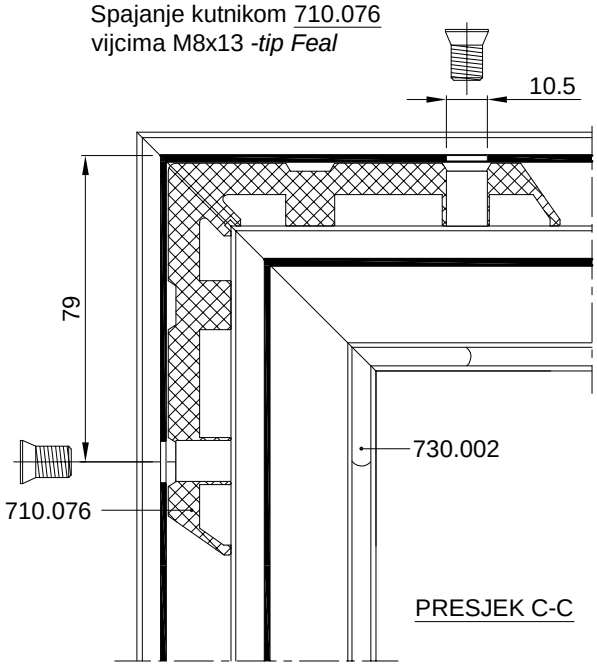

PRESJEK C-C

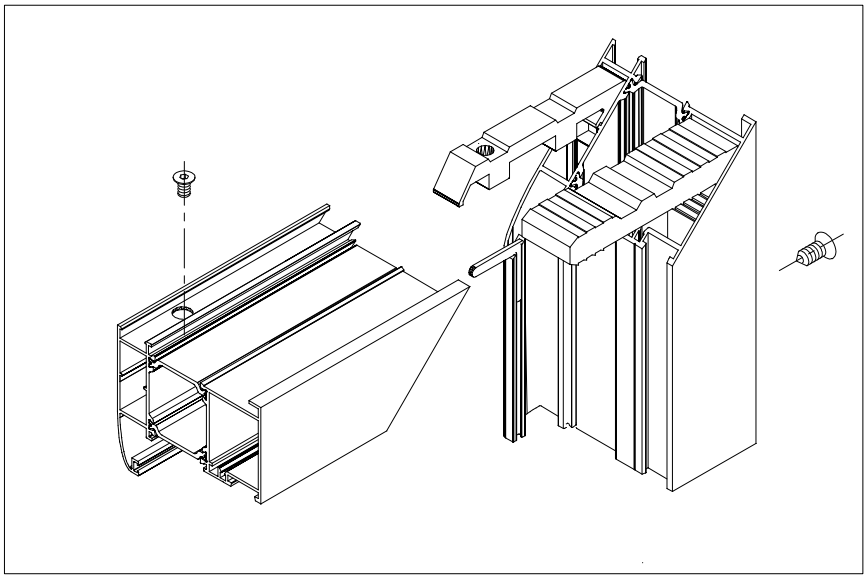

SPAJANJE PROFILA FT-0234 KUTNICIMA; 710.075, 710.076

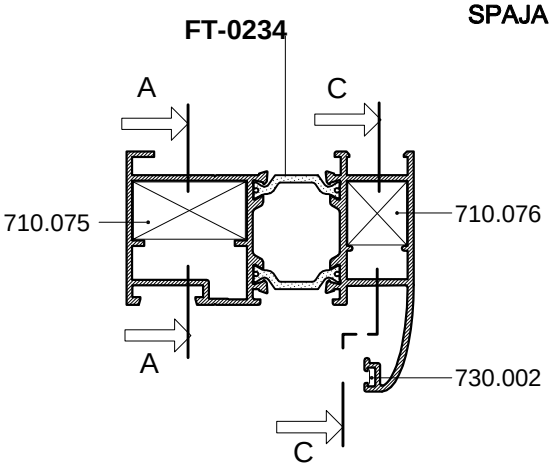

PRESJEK B-B

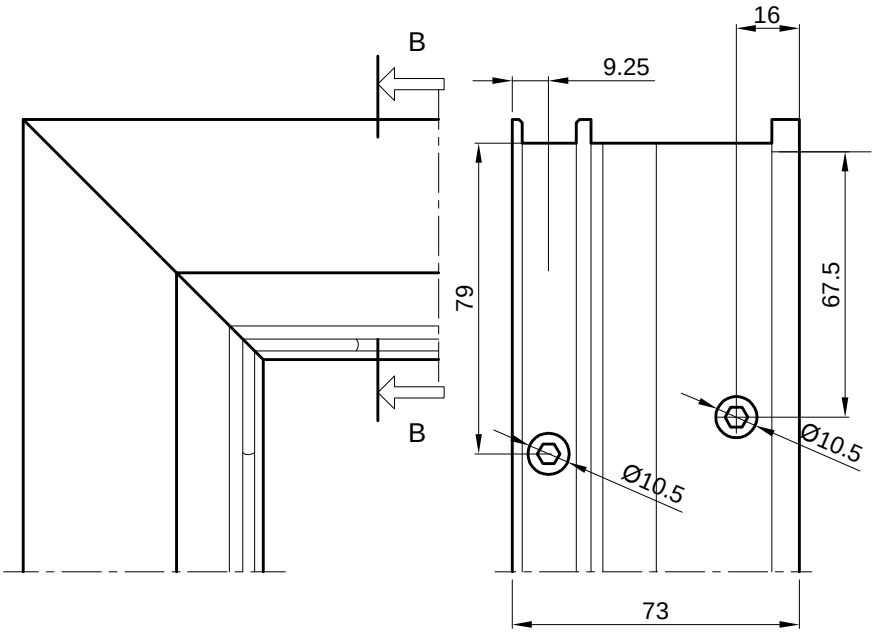

Spajanje kutnikom 710.075
vijcima M8x13 *-tip Feal*

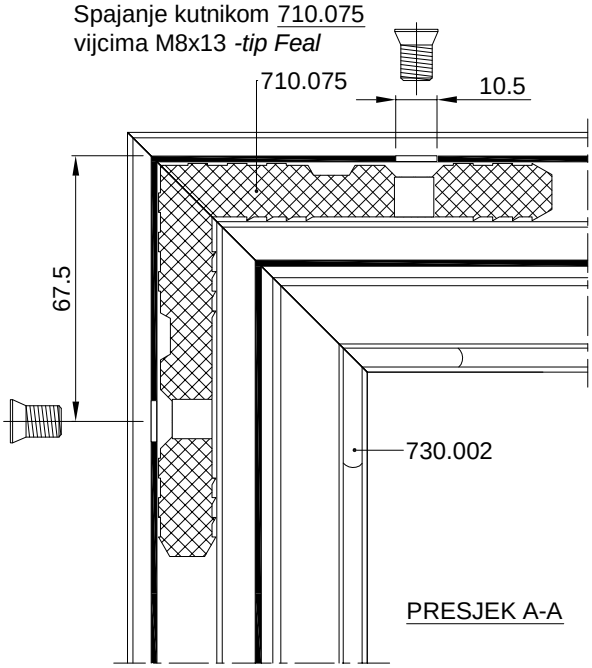

PRESJEK A-A

Spajanje kutnikom 710.076
vijcima M8x13 *-tip Feal*

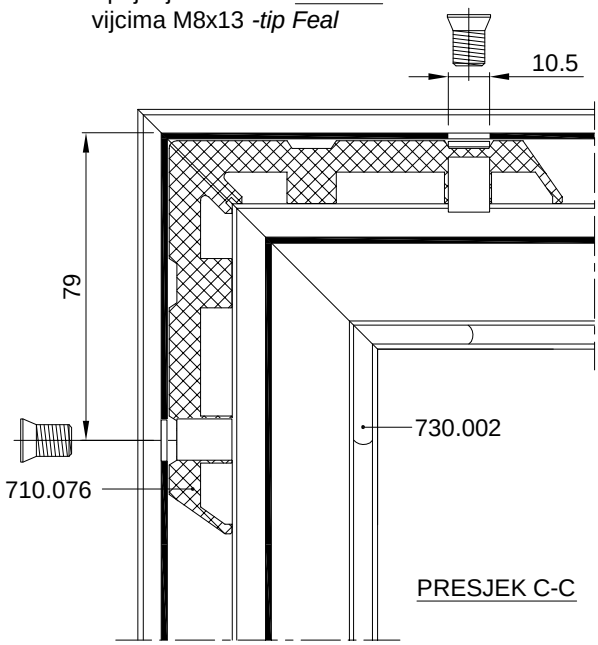

PRESJEK C-C

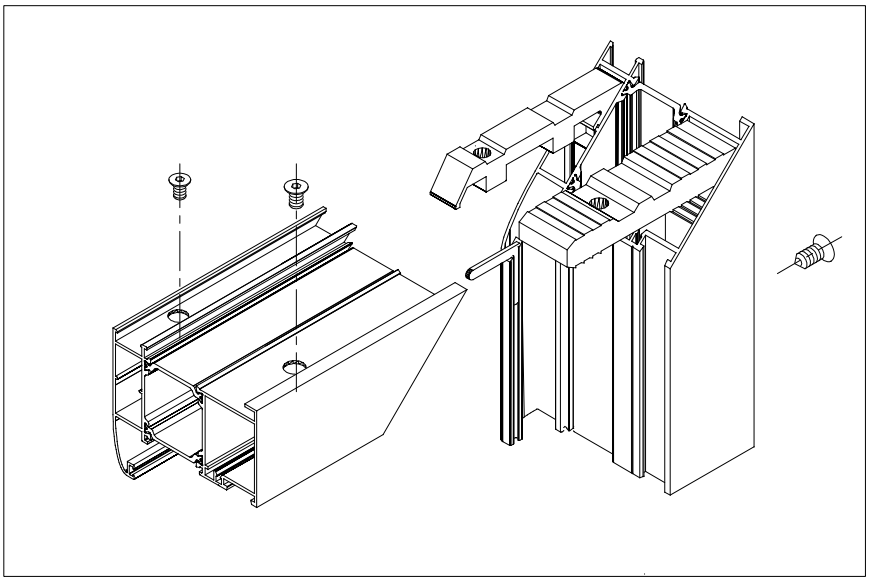

SPAJANJE PROFILA FT-0203 KUTNICIMA; 730.008, 710.026

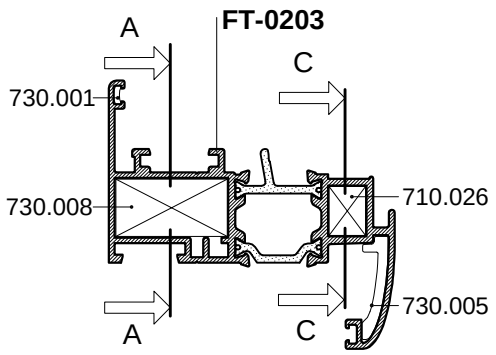

PRESJEK B-B

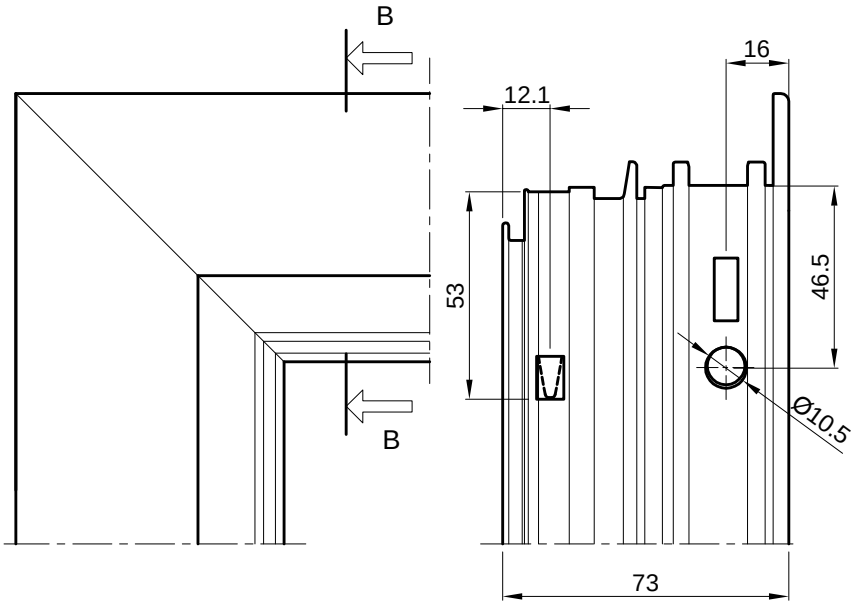

Spajanje kutnikom 730.008 s predobradom štancanja

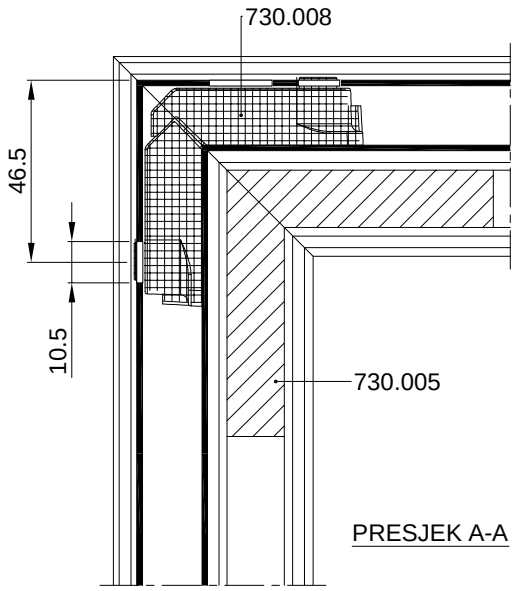

PRESJEK A-A

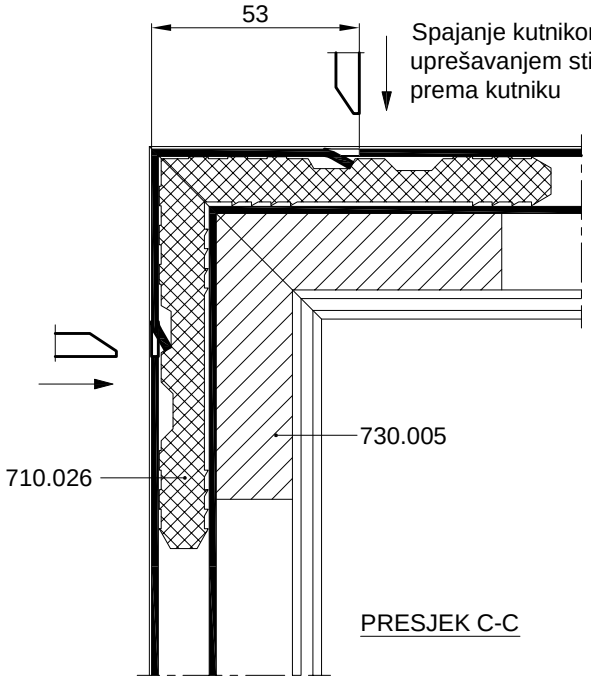

Spajanje kutnikom 710.026 uprešavanjem stijenke profila prema kutniku

PRESJEK C-C

OVAJ RASPORED I NAČIN SPAJANJA KUTNICIMA PRIMJENJIV JE I NA PROFIL KRILA **FT-0221**

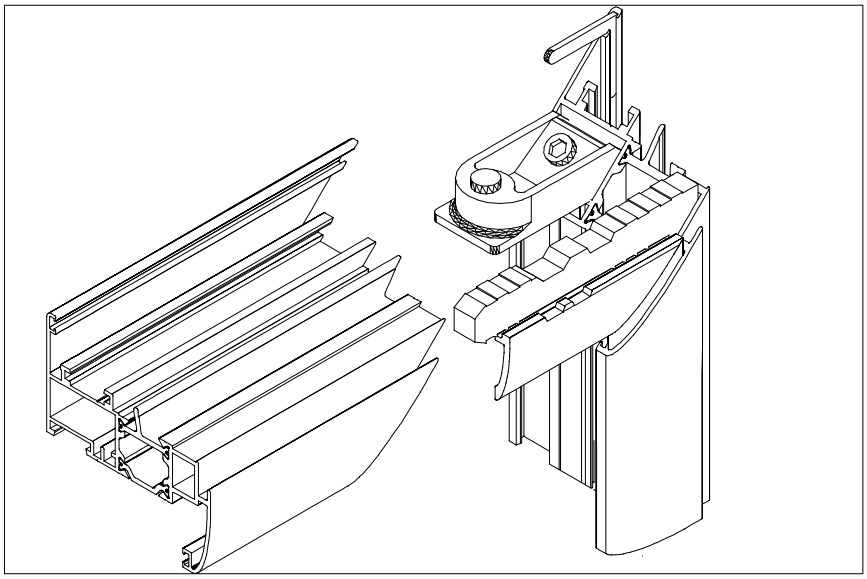

SPAJANJE PROFILA FT-0203 KUTNICIMA; 710.035, 710.026

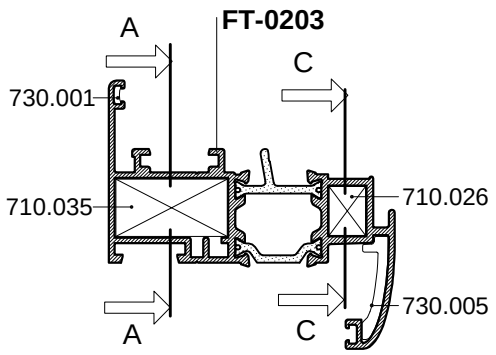

PRESJEK B-B

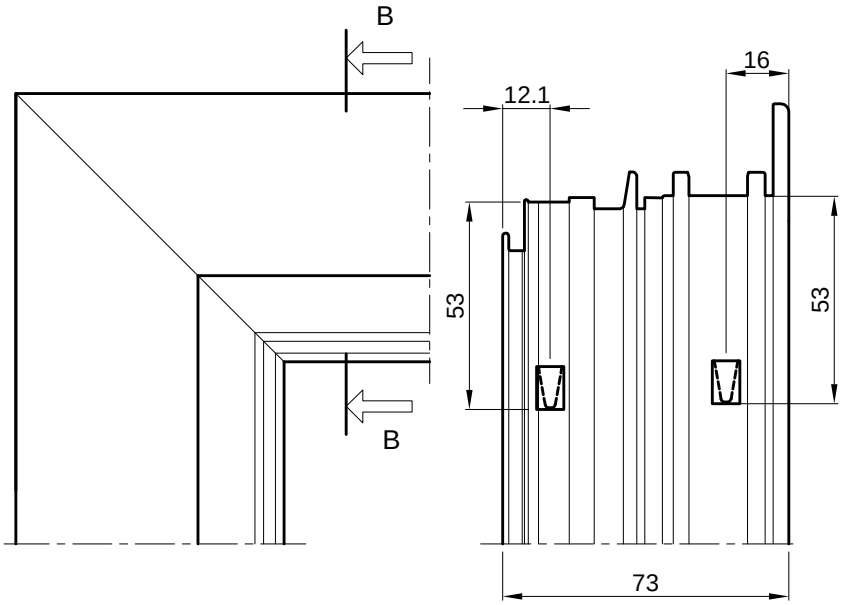

Spajanje kutnikom 710.035 uprešavanjem stijenke profila prema kutniku

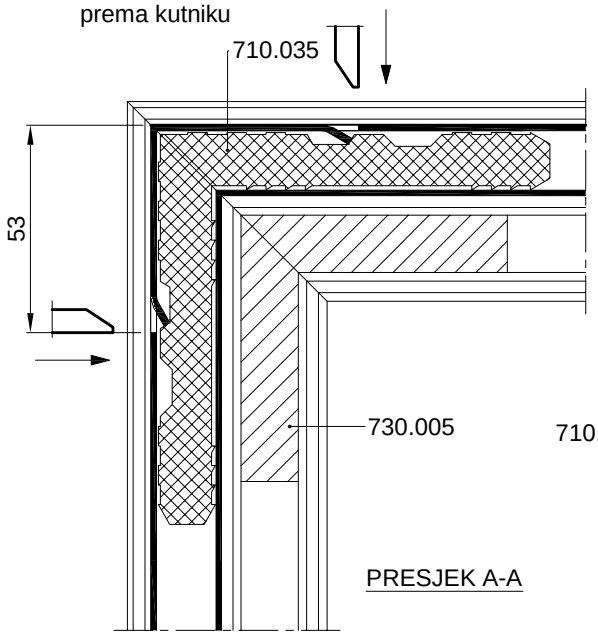

PRESJEK A-A

Spajanje kutnikom 710.026 uprešavanjem stijenke profila prema kutniku

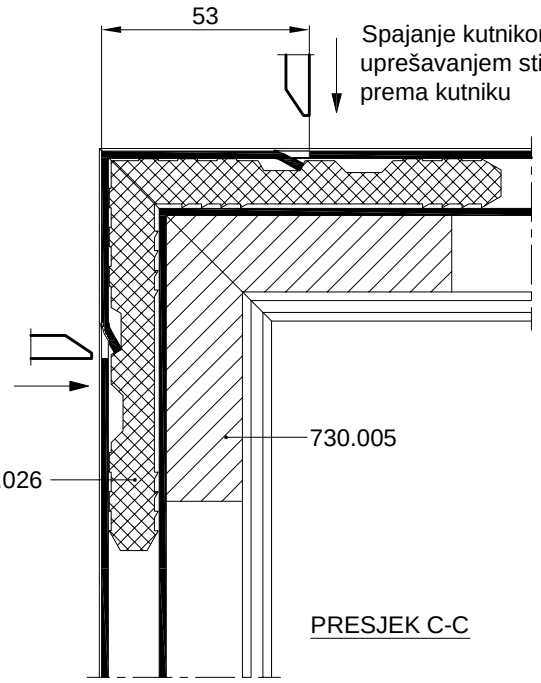

PRESJEK C-C

OVAJ RASPORED I NAČIN SPAJANJA KUTNICIMA PRIMJENJIV JE I NA PROFIL KRILA **FT-0221**

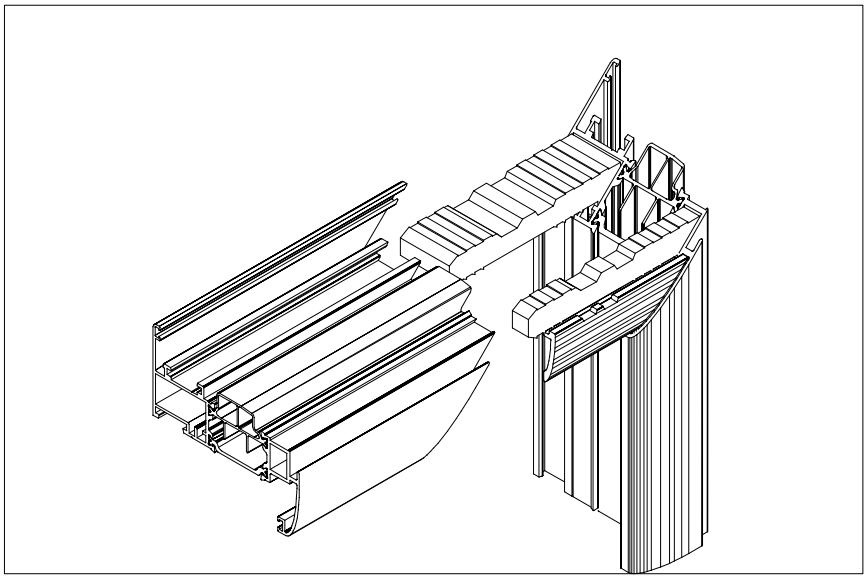

SPAJANJE PROFILA FT-0203 KUTNICIMA; 710.075, 710.026

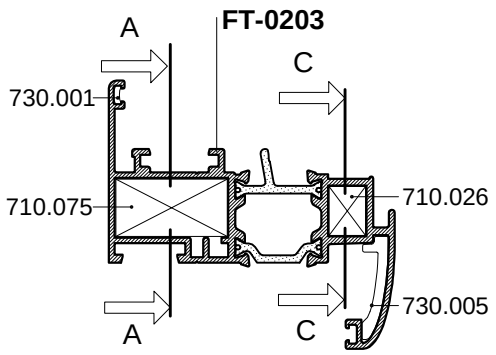

PRESJEK B-B

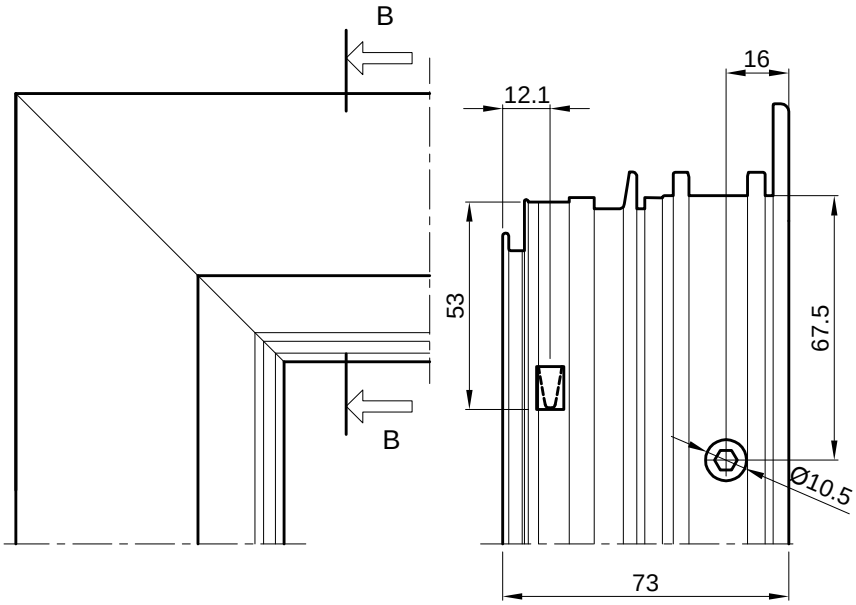

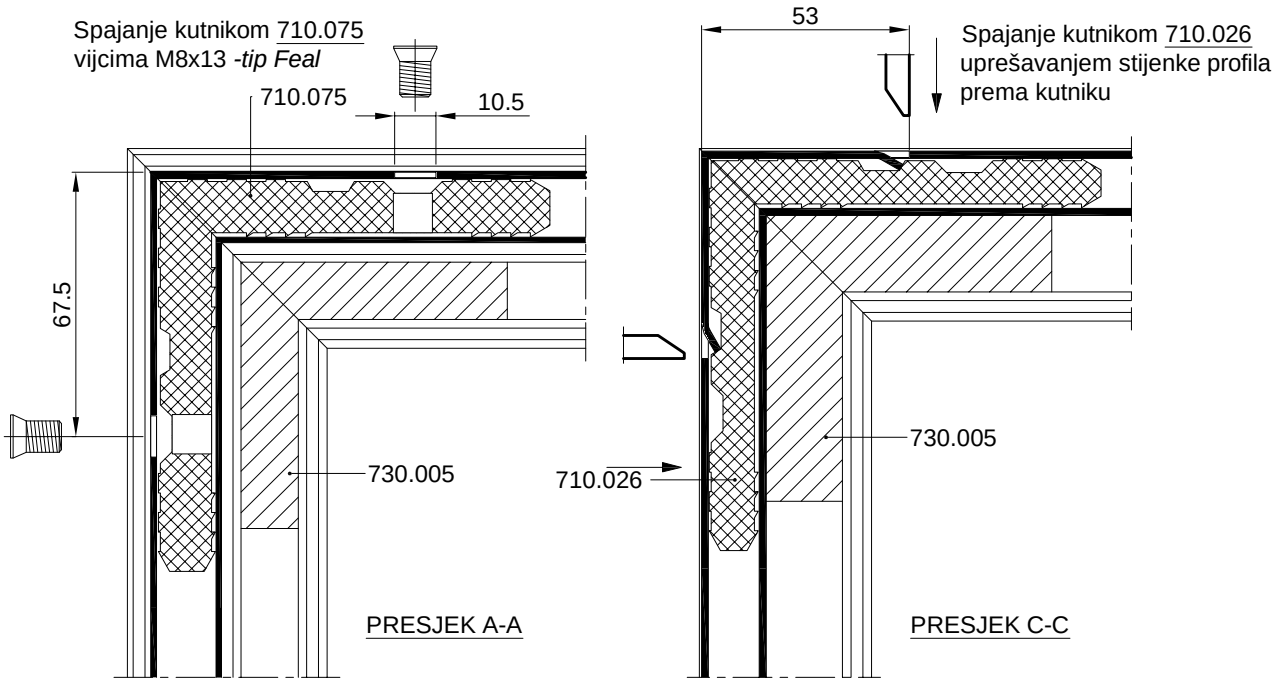

PRESJEK A-A

PRESJEK C-C

OVAJ RASPORED I NAČIN SPAJANJA KUTNICIMA PRIMJENJIV JE I NA PROFIL KRILA **FT-0221**

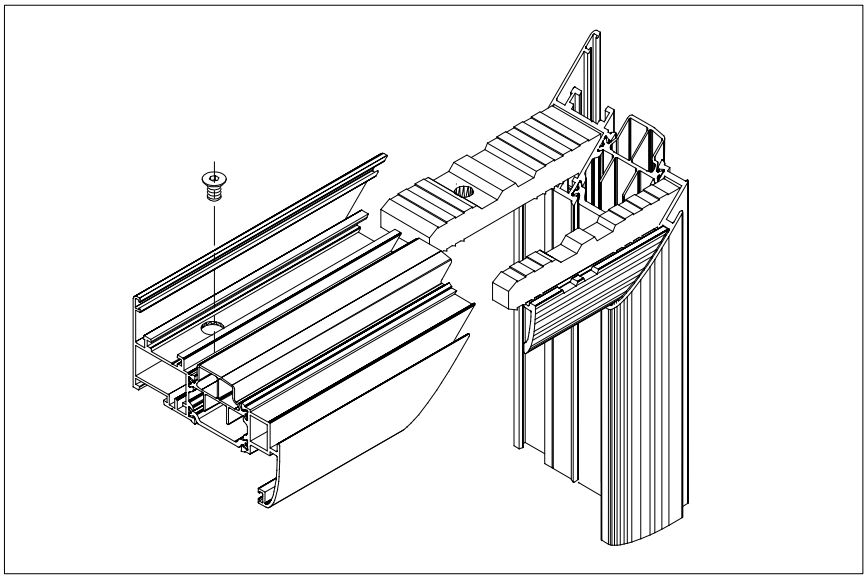

SPAJANJE PROFILA FT-0204 KUTNICIMA; 730.009, 710.039

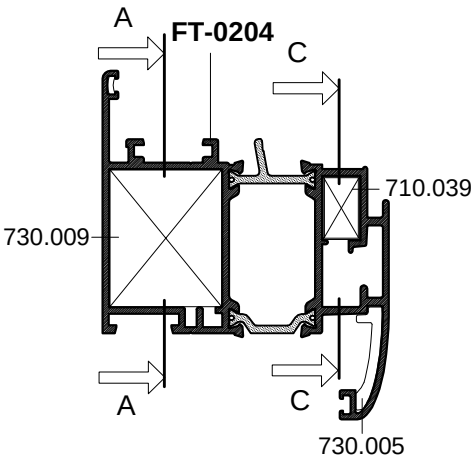

PRESJEK B-B

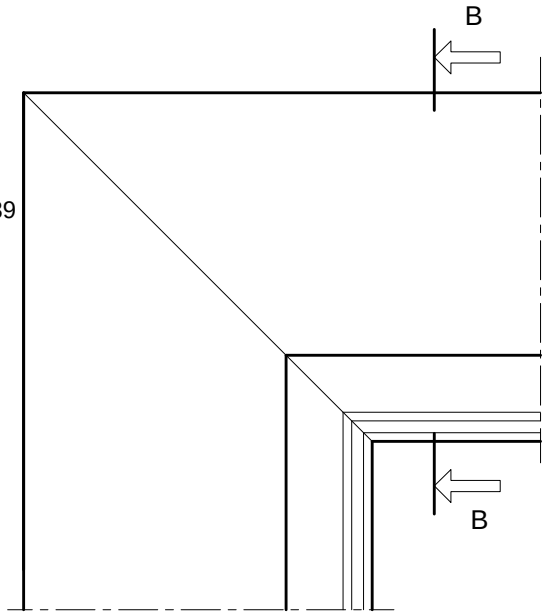

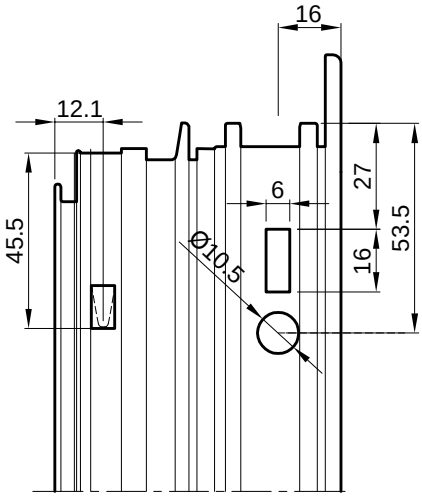

Spajanje kutnikom 730.009 s predobradom štancanja

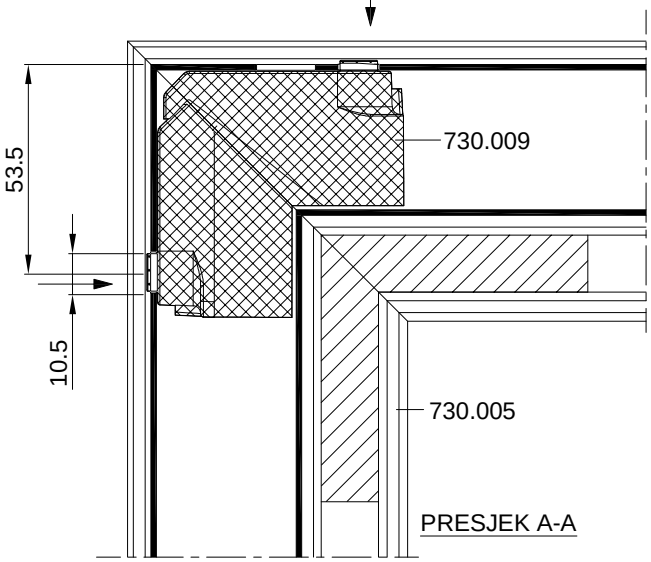

PRESJEK A-A

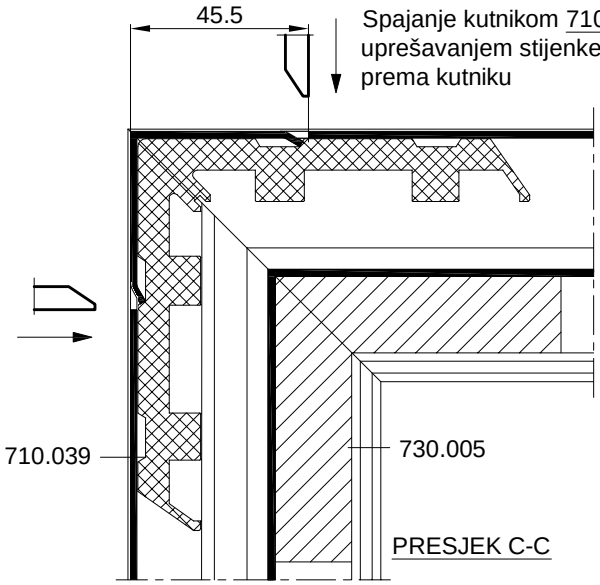

Spajanje kutnikom 710.039 uprešavanjem stijenke profila prema kutniku

PRESJEK C-C

OVAJ RASPORED I NAČIN SPAJANJA KUTNICIMA PRIMJENJIV JE I NA PROFIL KRILA **FT-0230**

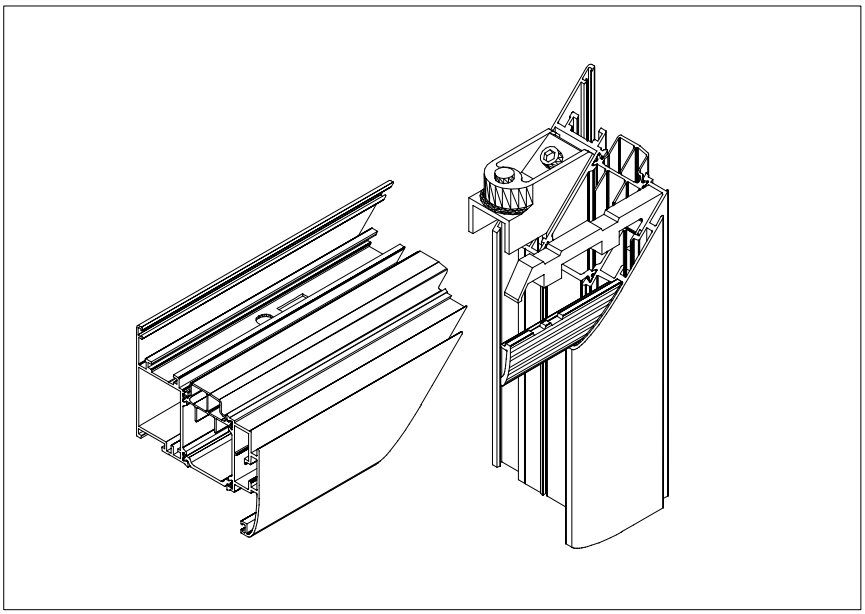

SPAJANJE PROFILA FT-0204 KUTNICIMA; 710.059, 710.039

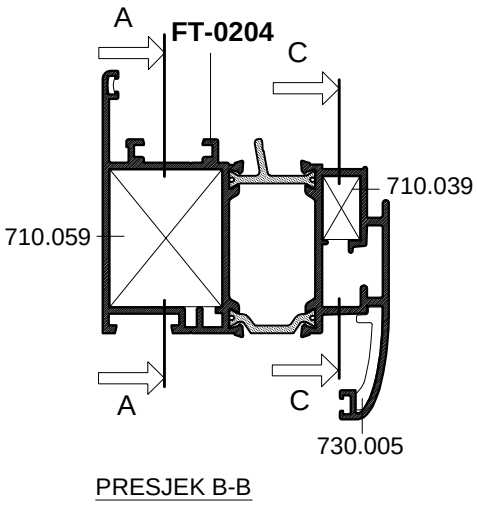

PRESJEK B-B

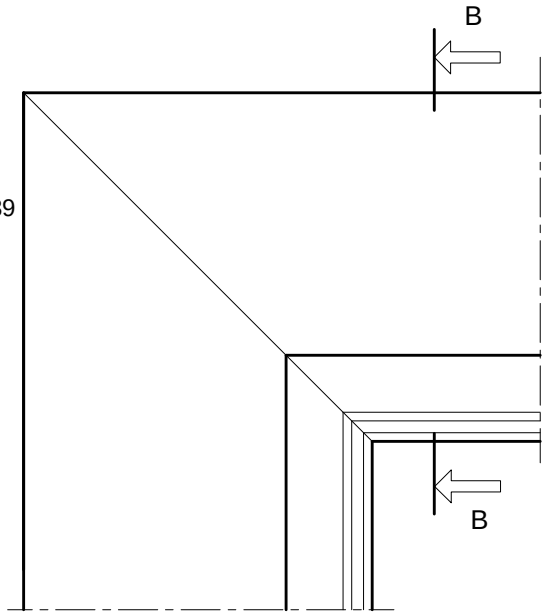

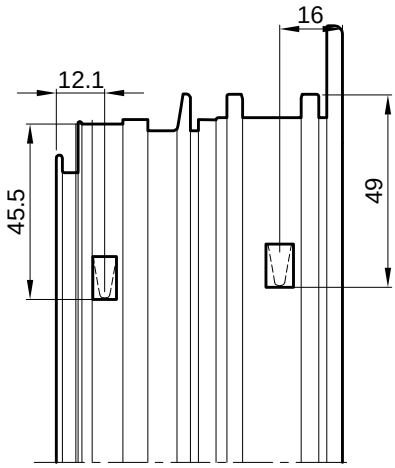

Spajanje kutnikom 710.059 uprešavanjem stijenke profila prema kutniku

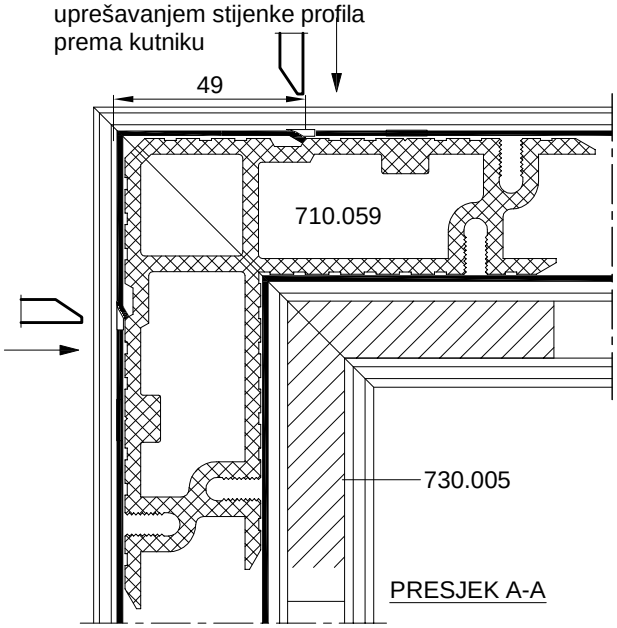

PRESJEK A-A

Spajanje kutnikom 710.039 uprešavanjem stijenke profila prema kutniku

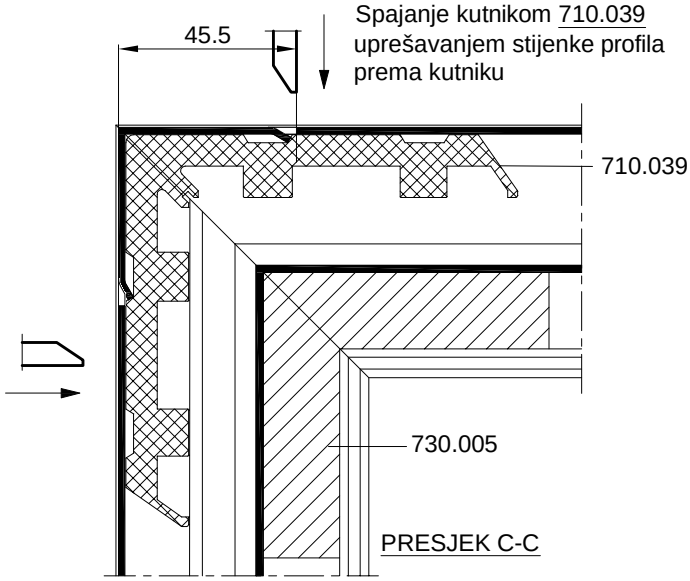

PRESJEK C-C

OVAJ RASPORED I NAČIN SPAJANJA KUTNICIMA PRIMJENJIV JE I NA PROFIL KRILA **FT-0230**

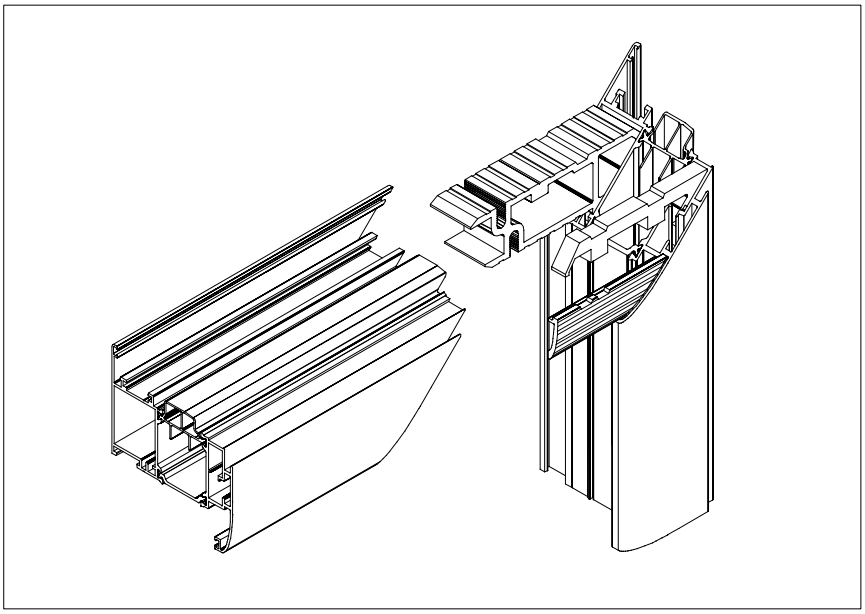

SPAJANJE PROFILA FT-0204 KUTNICIMA; 710.072, 710.039

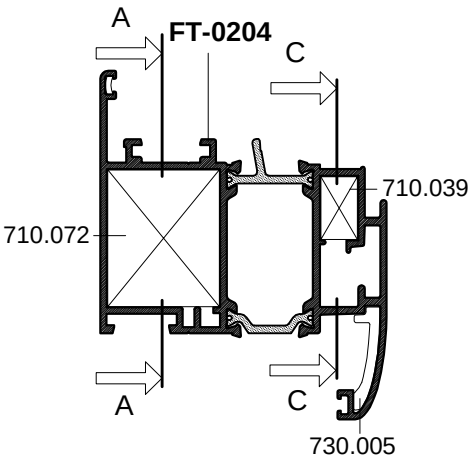

PRESJEK B-B

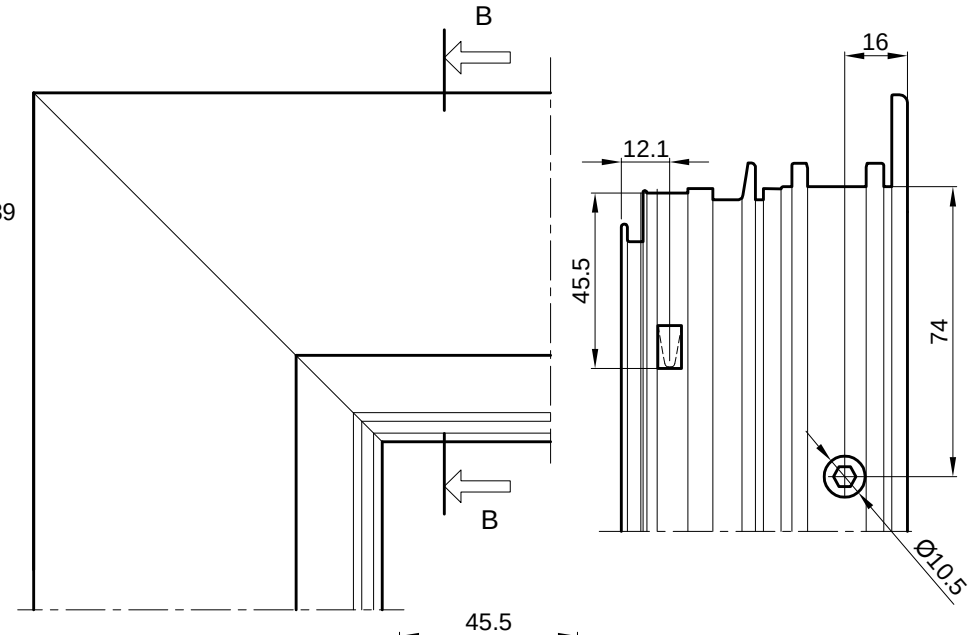

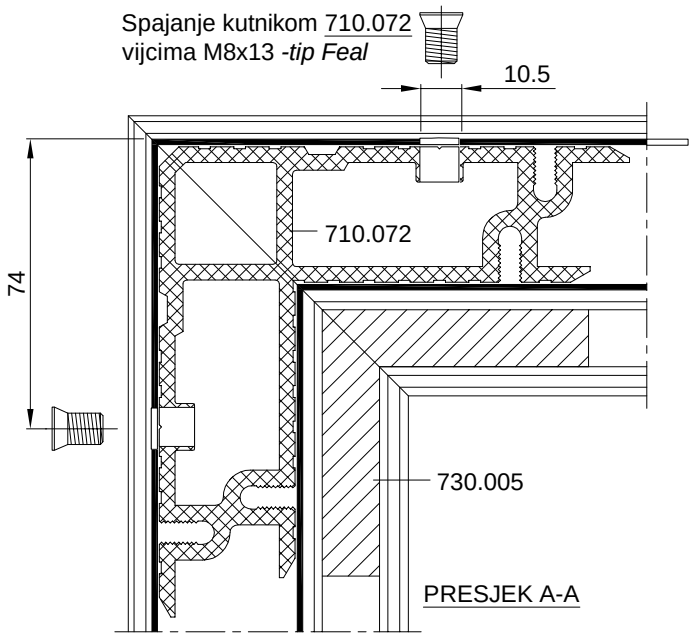

PRESJEK A-A

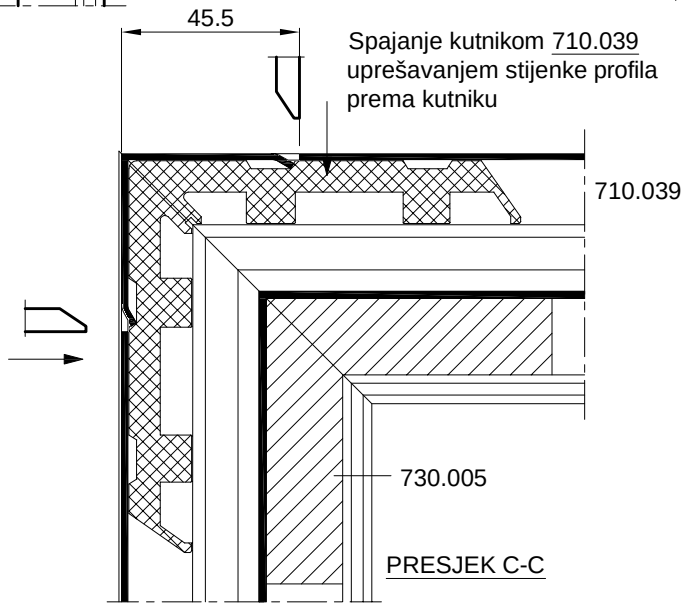

PRESJEK C-C

OVAJ RASPORED I NAČIN SPAJANJA KUTNICIMA PRIMJENJIV JE I NA PROFIL KRILA **FT-0230**

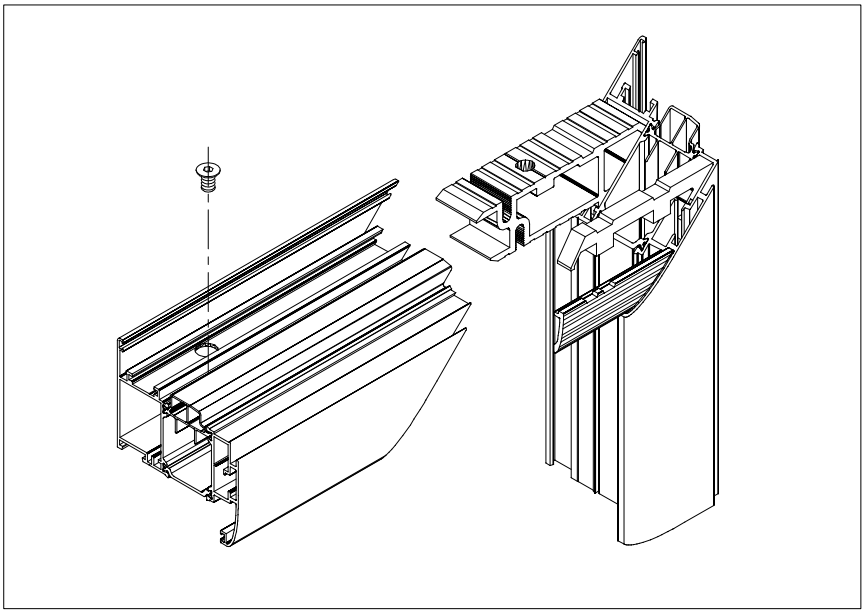

SPAJANJE PROFILA FT-0218 KUTNICIMA; 710.059, 710.037

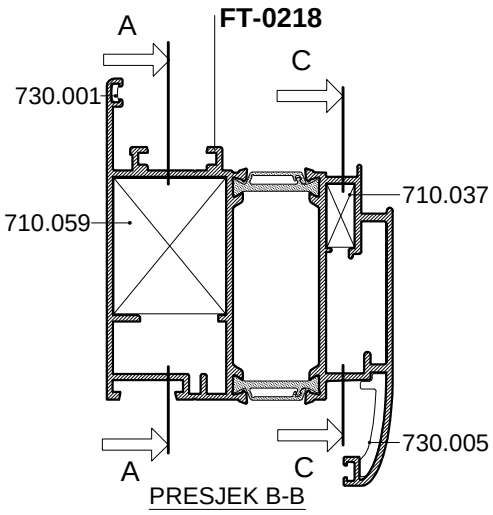

PRESJEK B-B

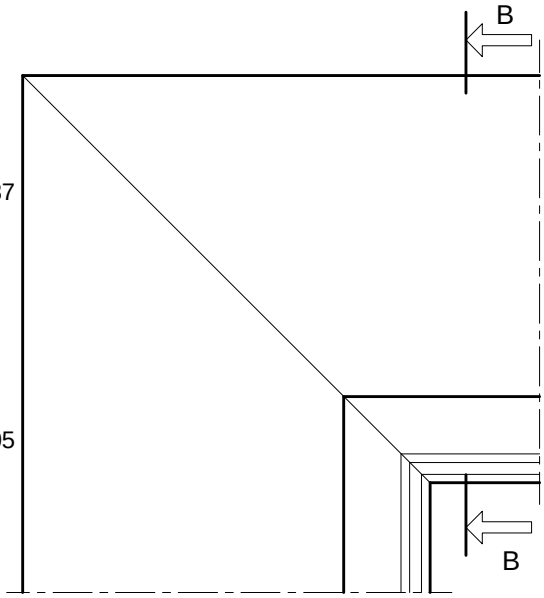

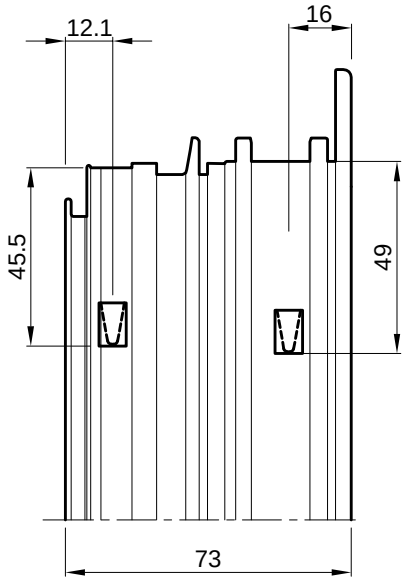

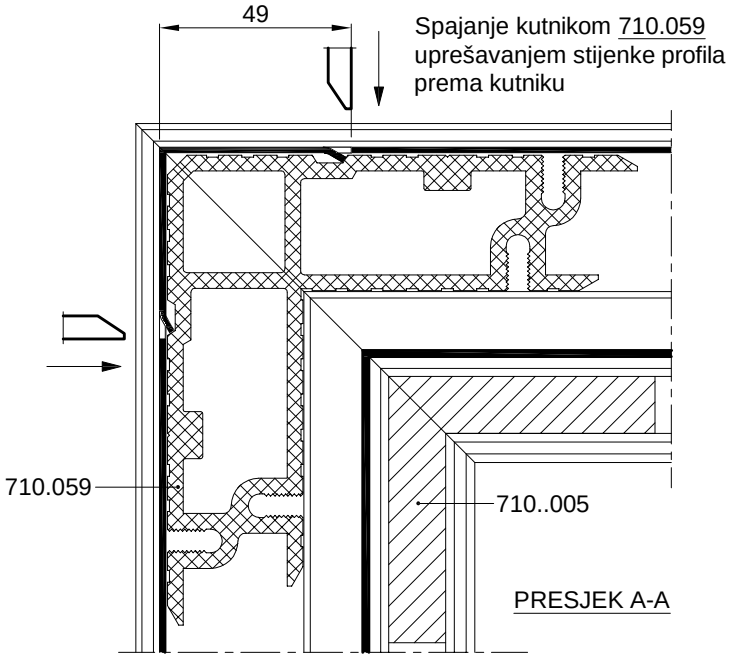

PRESJEK A-A

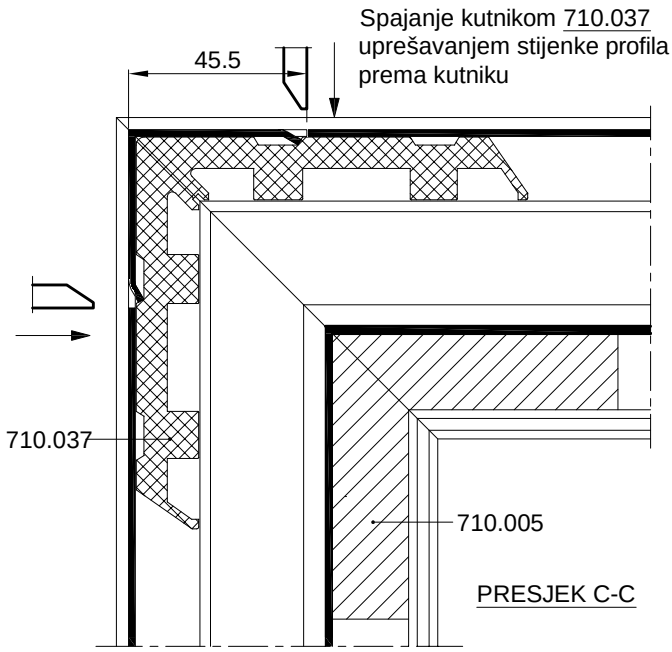

PRESJEK C-C

PRESJEK A-A

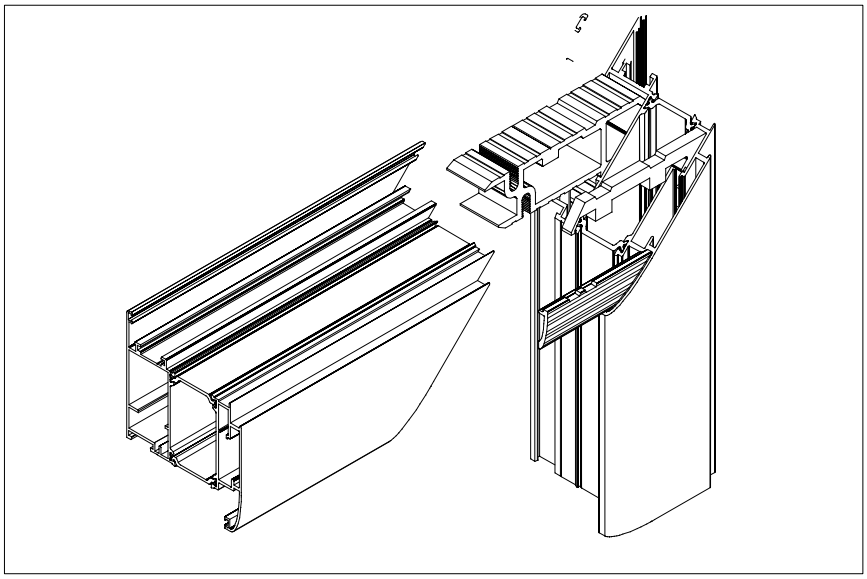

SPAJANJE PROFILA FT-0218 KUTNICIMA; 710.072, 710.037

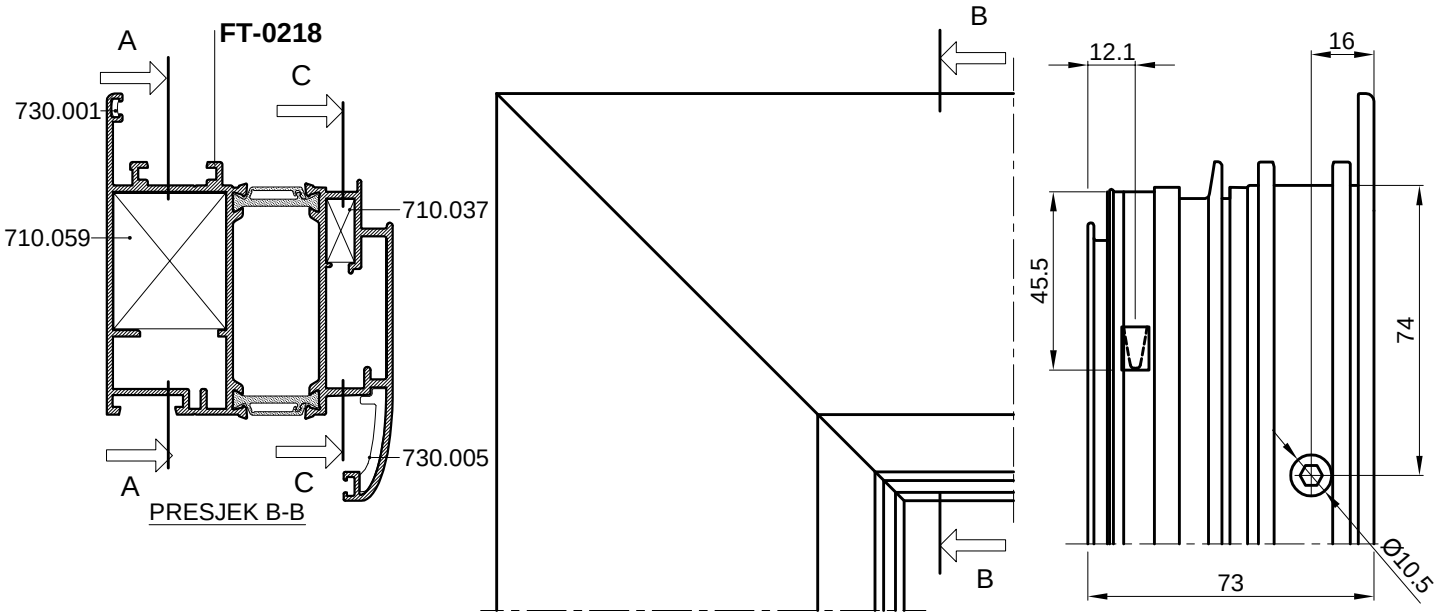

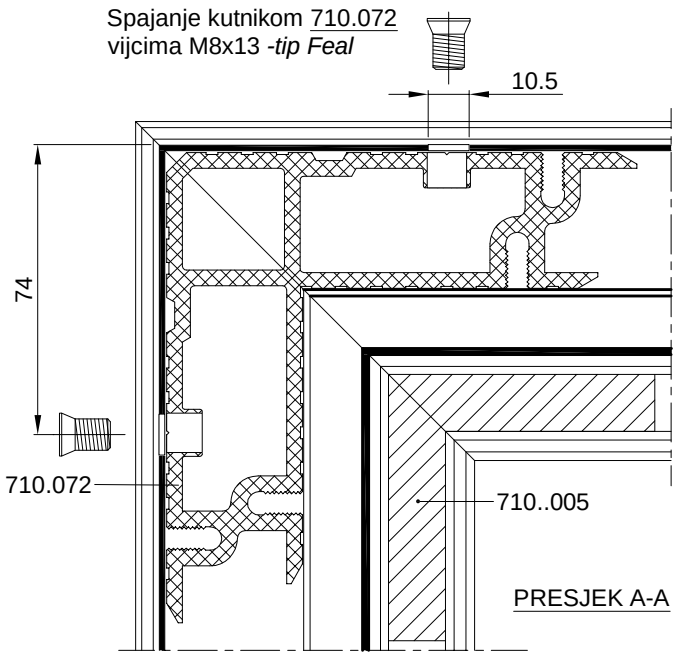

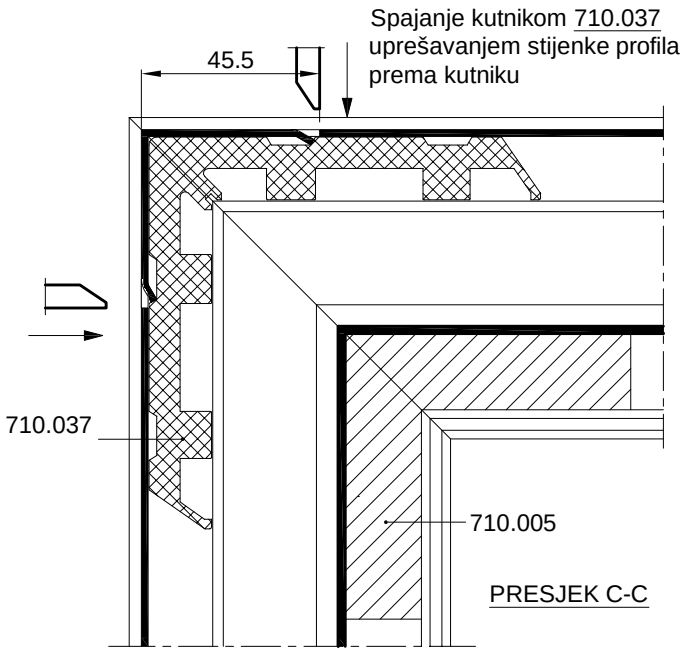

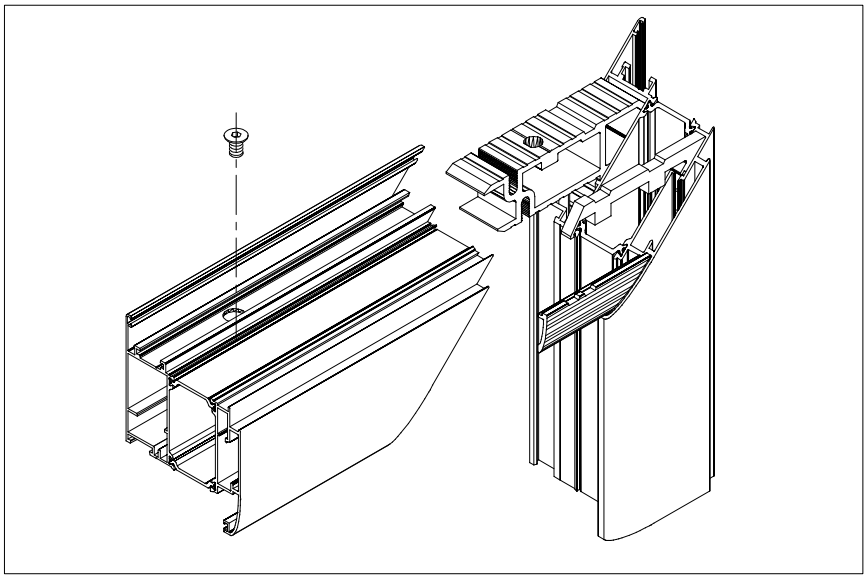

SPAJANJE PROFILA FT-0202 KUTNICIMA; 710.059, 710.040

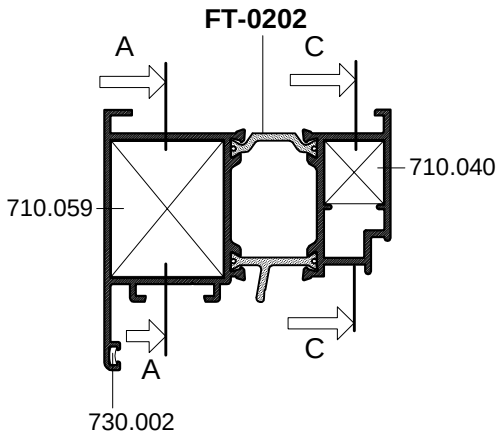

PRESJEK B-B

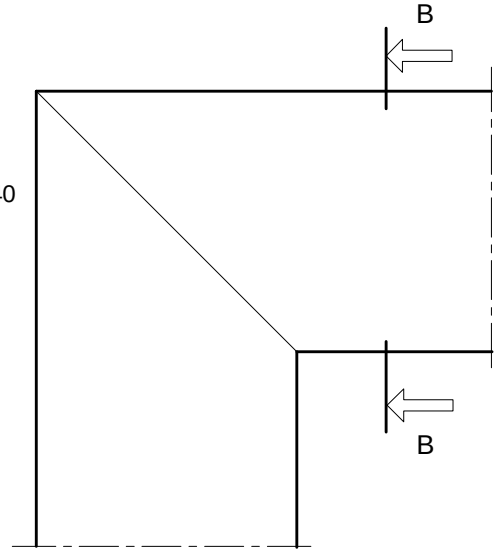

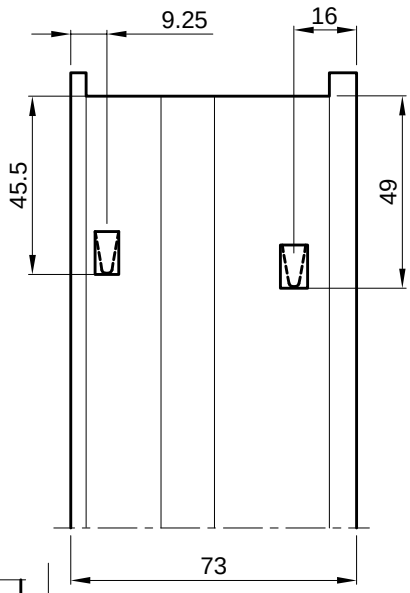

Spajanje kutnikom 710.059 uprešavanjem stijenke profila prema kutniku

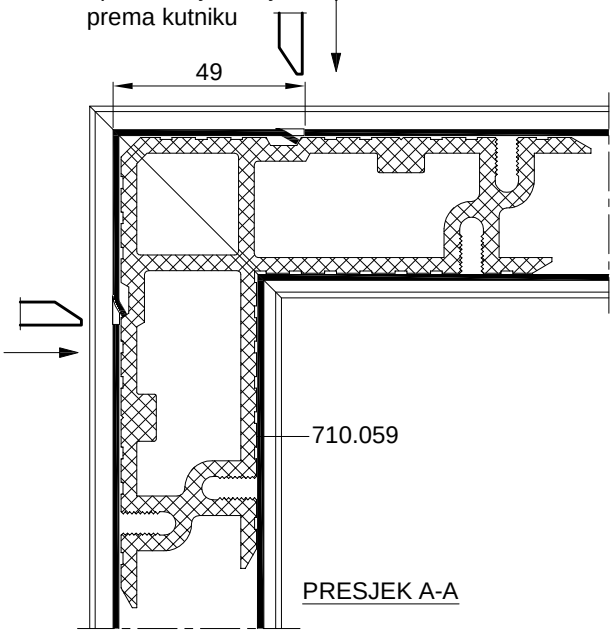

PRESJEK A-A

Spajanje kutnikom 710.040 uprešavanjem stijenke profila prema kutniku

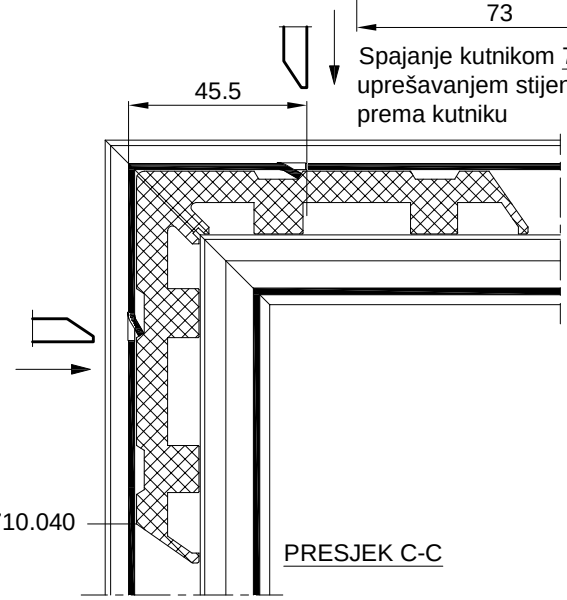

PRESJEK C-C

OVAJ RASPORED I NAČIN SPAJANJA KUTNICIMA PRIMJENJIV JE I NA PROFIL RAMA **FT-0215 I FT-0220**

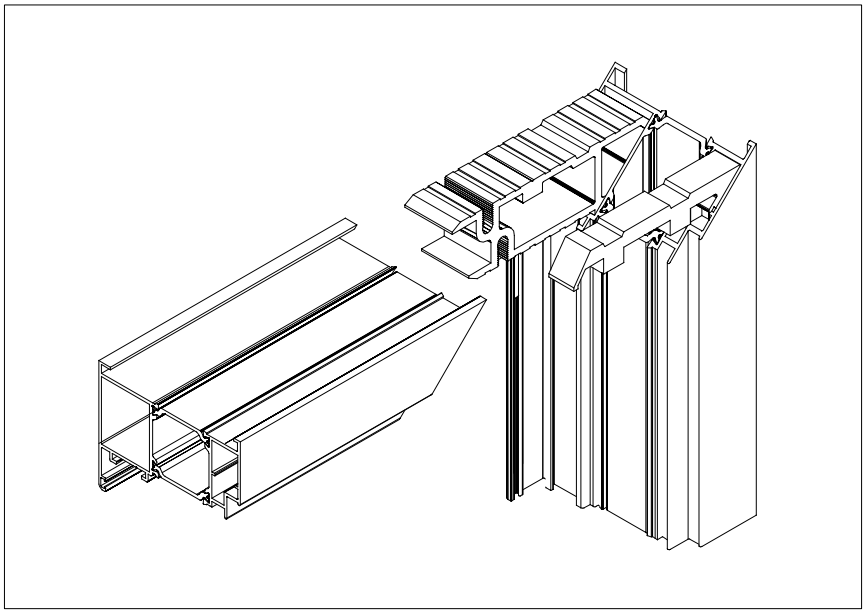

SPAJANJE PROFILA FT-0202 KUTNICIMA; 710.059, 710.076

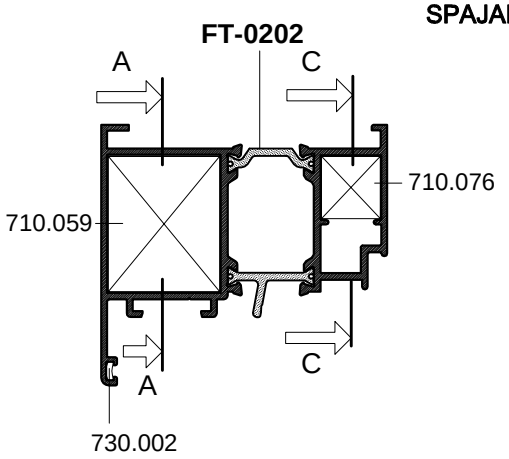

PRESJEK B-B

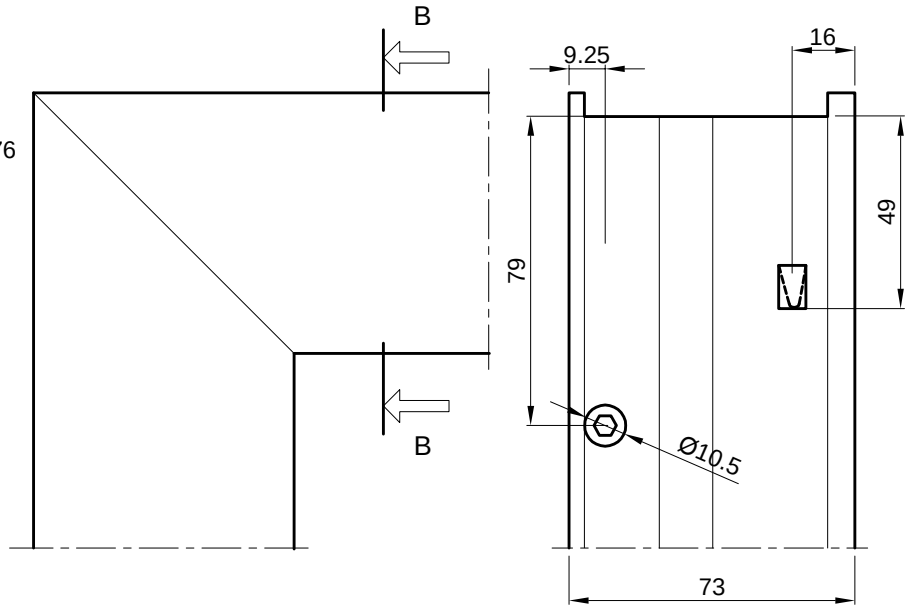

Spajanje kutnikom 710.059
uprešavanjem stijenke profila
prema kutniku

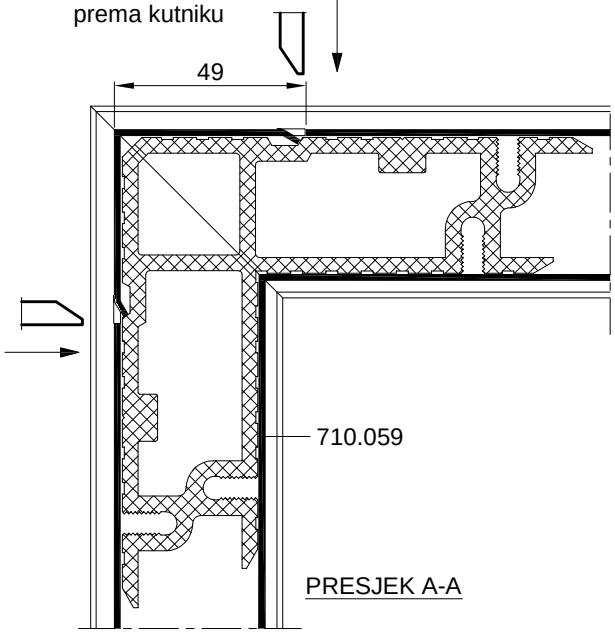

PRESJEK A-A

Spajanje kutnikom 710.076
vijcima M8x13 -*tip Feal*

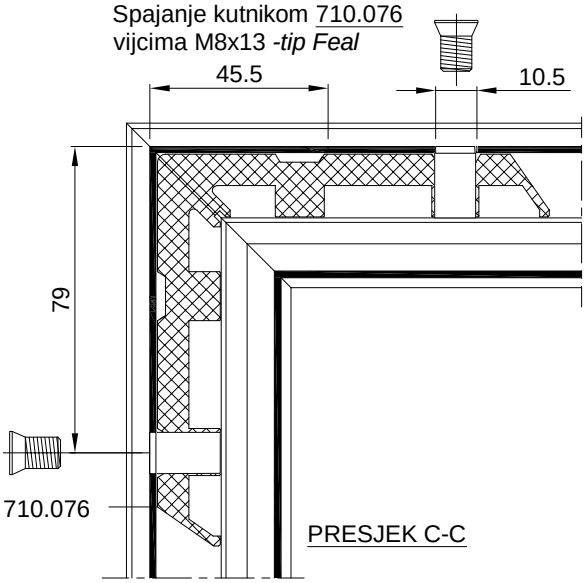

PRESJEK C-C

OVAJ RASPORED I NAČIN SPAJANJA KUTNICIMA PRIMJENJIV JE I NA PROFIL RAMA **FT-0215 I FT-0220**

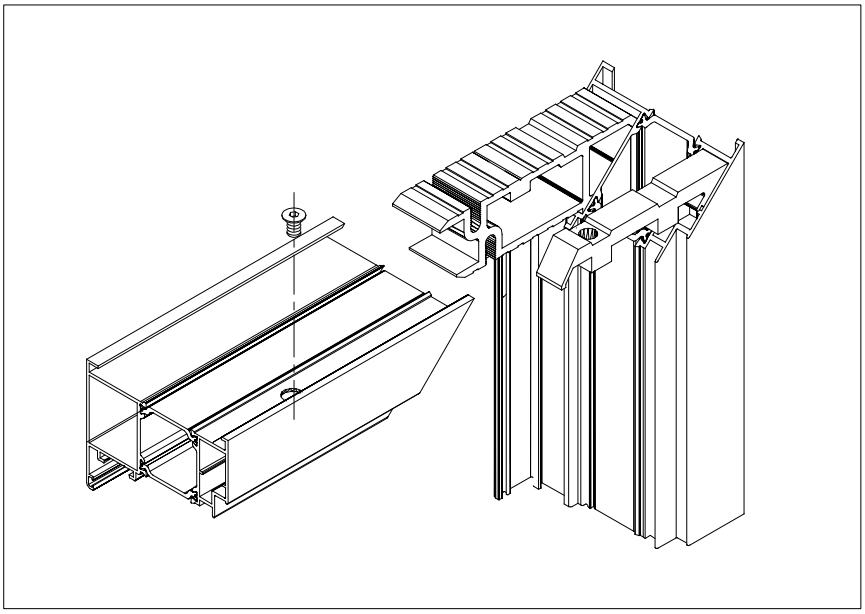

SPAJANJE PROFILA FT-0202 KUTNICIMA; 710.072, 710.040

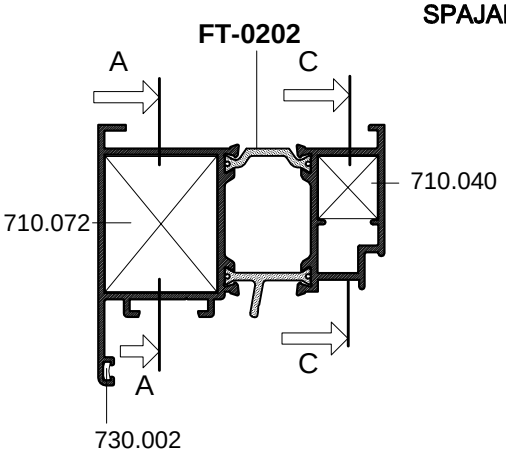

PRESJEK B-B

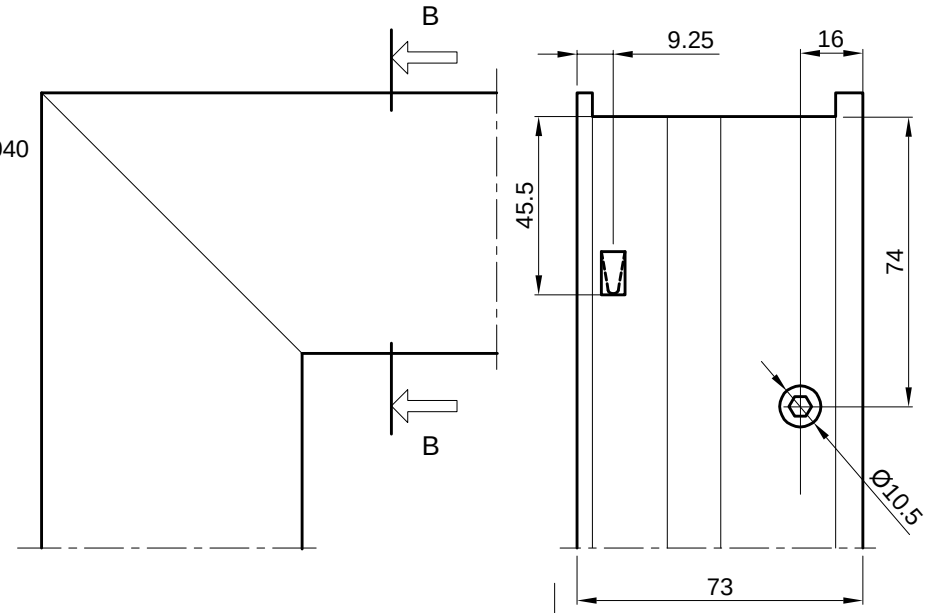

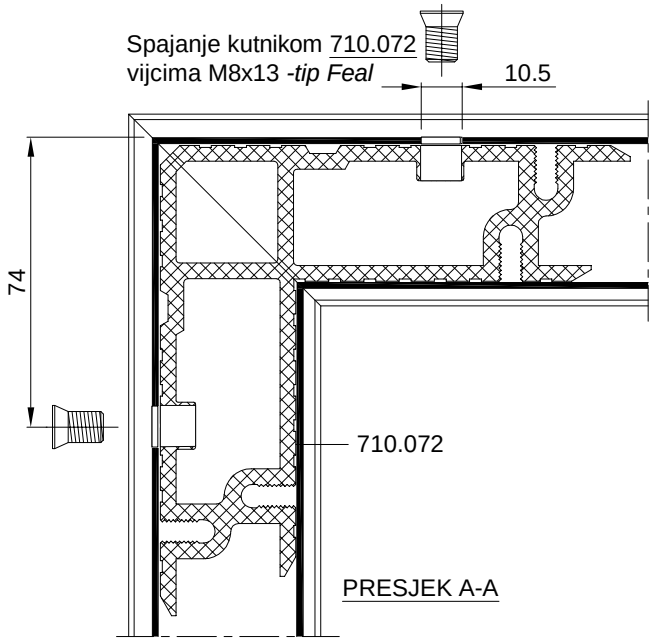

PRESJEK A-A

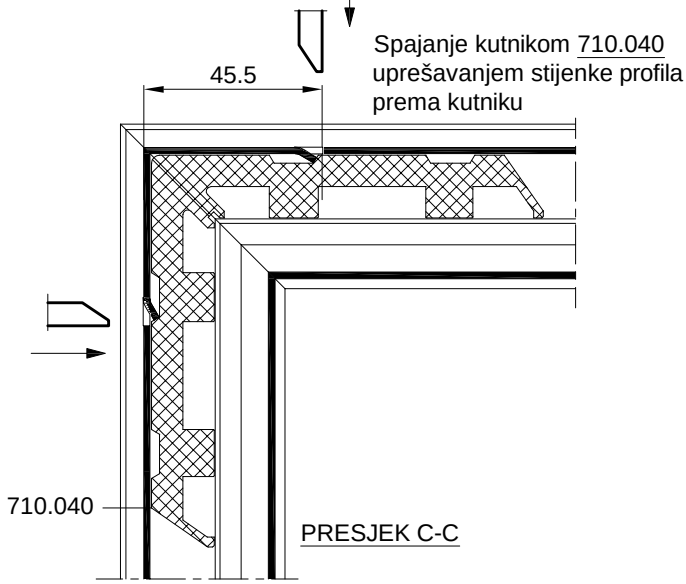

PRESJEK C-C

OVAJ RASPORED I NAČIN SPAJANJA KUTNICIMA PRIMJENJIV JE I NA PROFIL RAMA **FT-0215 I FT-0220**

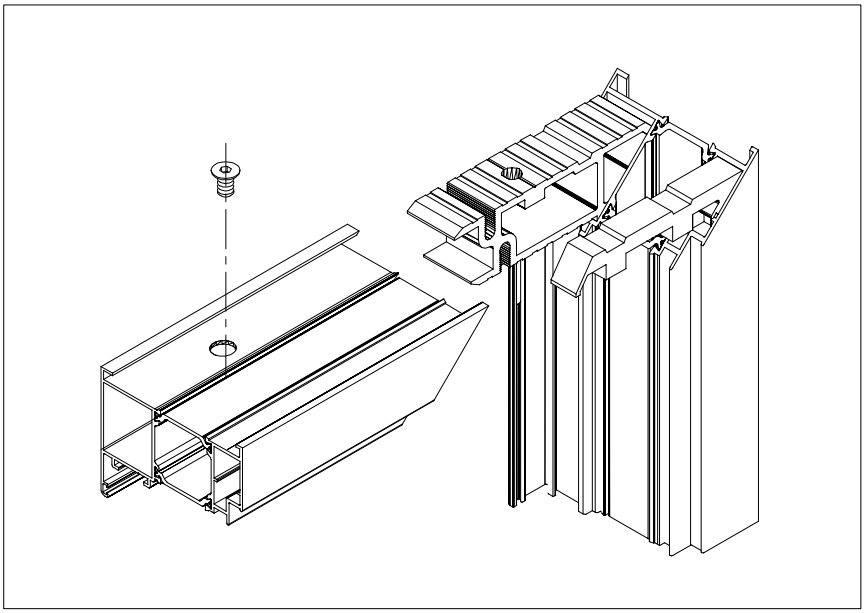

SPAJANJE PROFILA FT-0202 KUTNICIMA; 710.072, 710.076

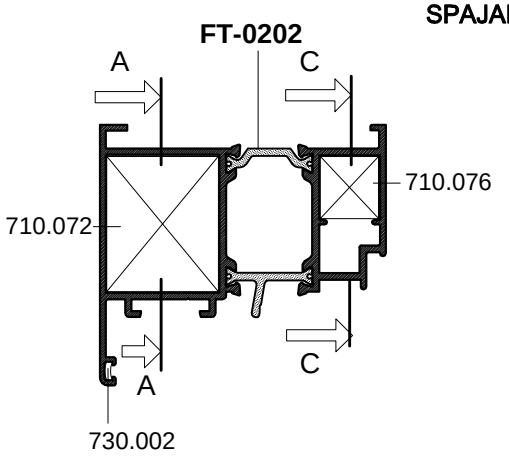

PRESJEK B-B

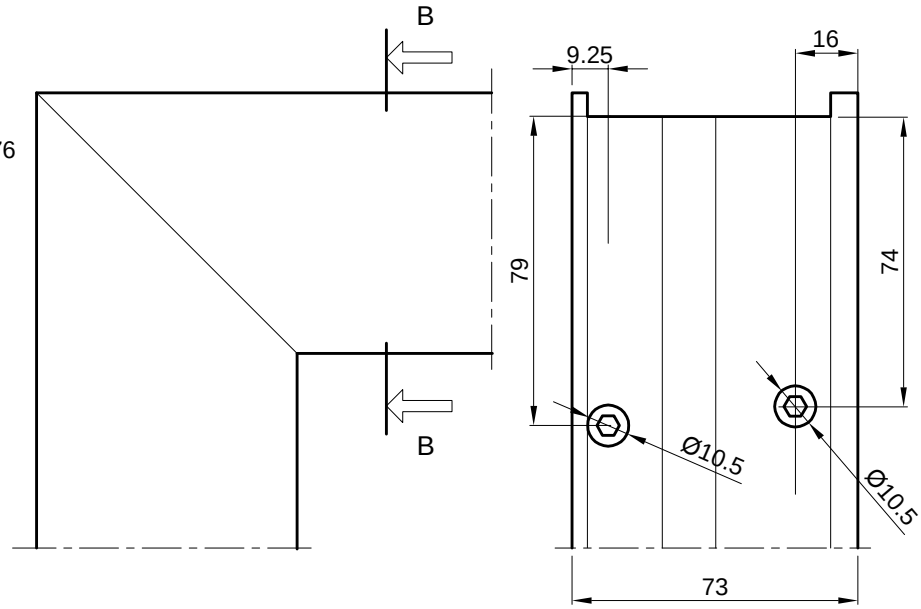

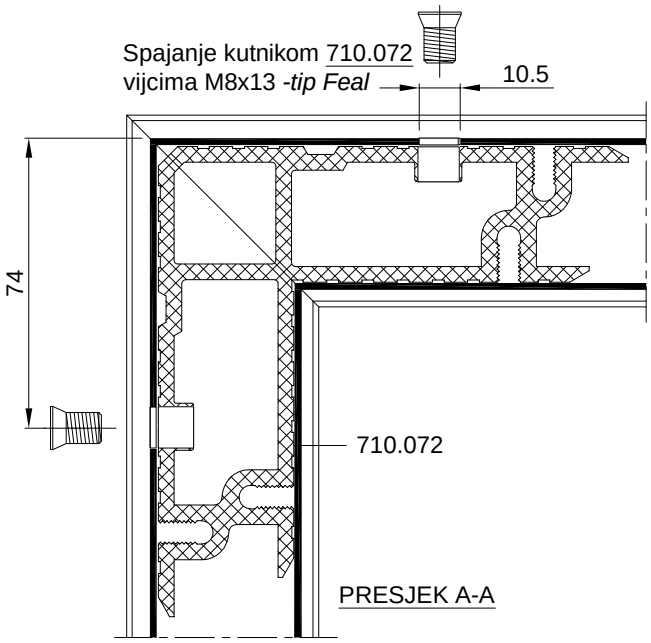

PRESJEK A-A

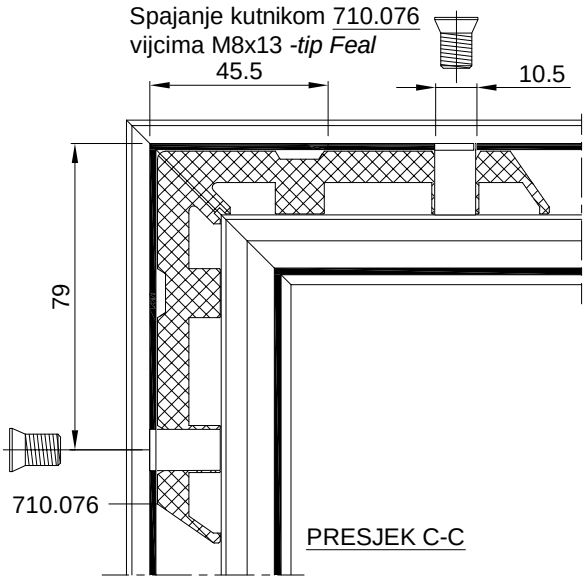

PRESJEK C-C

OVAJ RASPORED I NAČIN SPAJANJA KUTNICIMA PRIMJENJIV JE I NA PROFIL RAMA **FT-0215 I FT-0220**

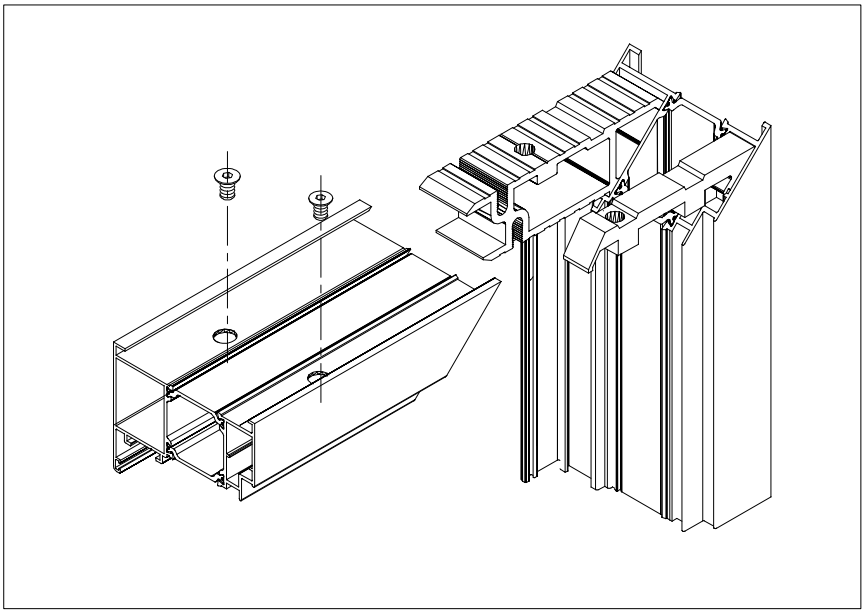

SPAJANJE PROFILA FT-0262 KUTNICIMA; 710.077, 710.026

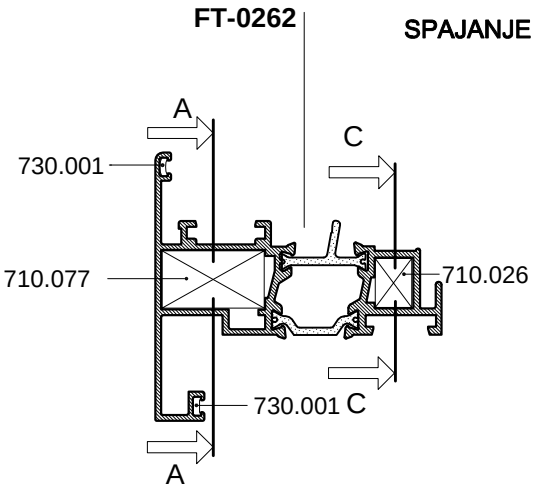

PRESJEK B-B

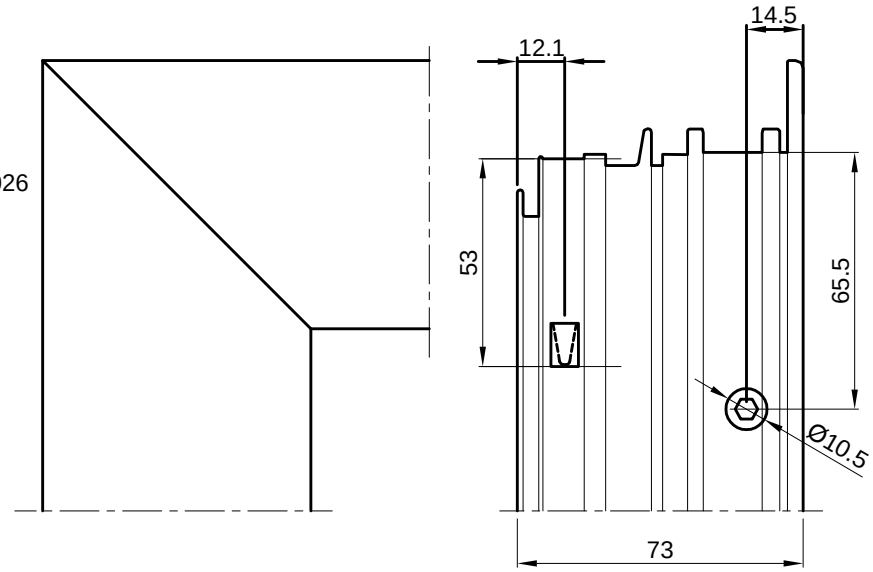

Spajanje kutnikom 710.077
vijcima M8x13 *-tip Feal*

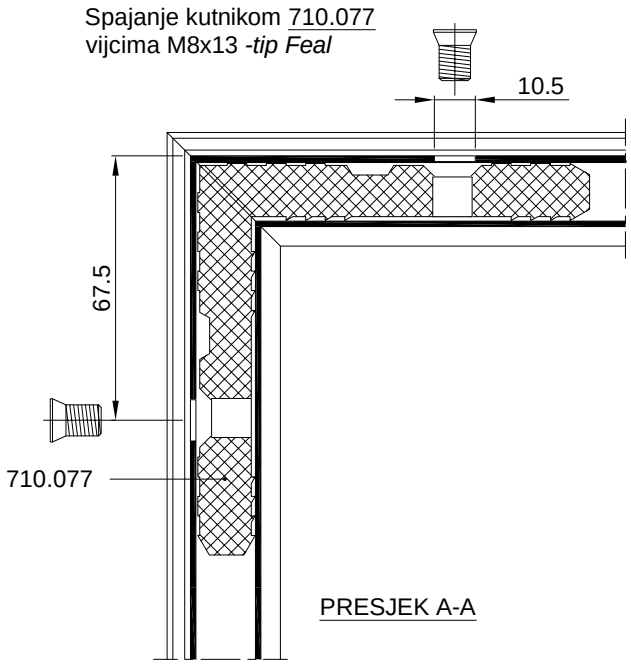

PRESJEK A-A

Spajanje kutnikom 710.026
uprešavanjem stijenke profila
prema kutniku

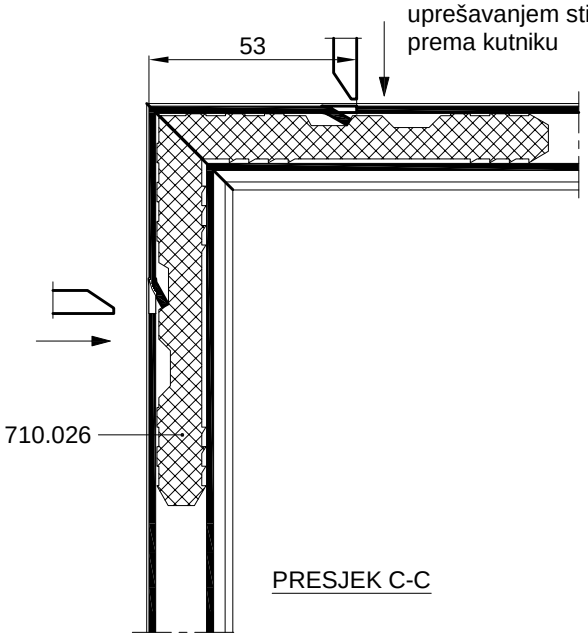

PRESJEK C-C

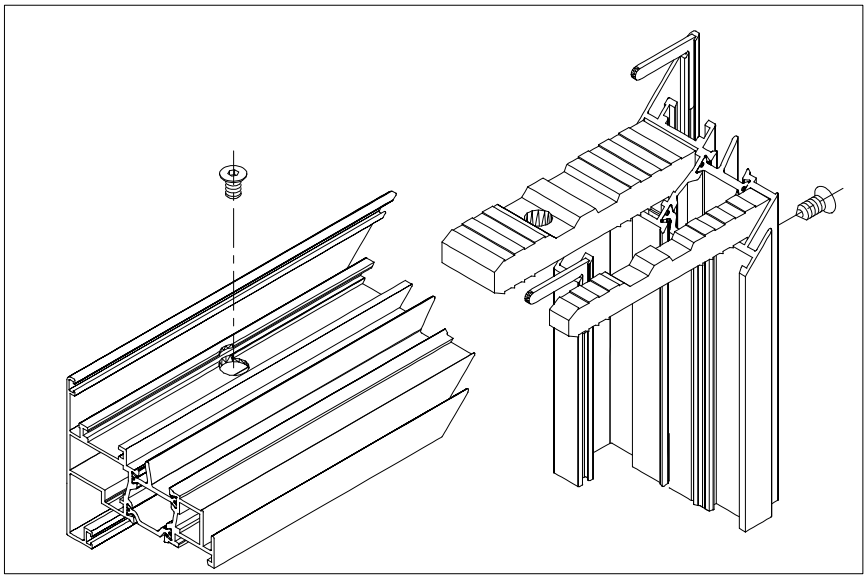

SPAJANJE PROFILA FT-0236 KUTNICIMA; 710.078, 710.026

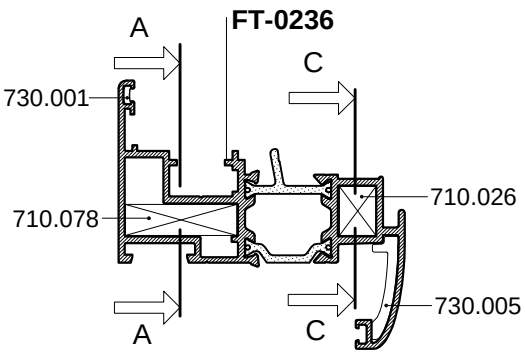

PRESJEK B-B

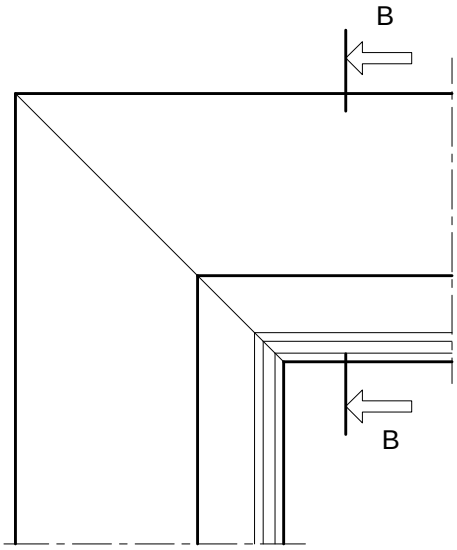

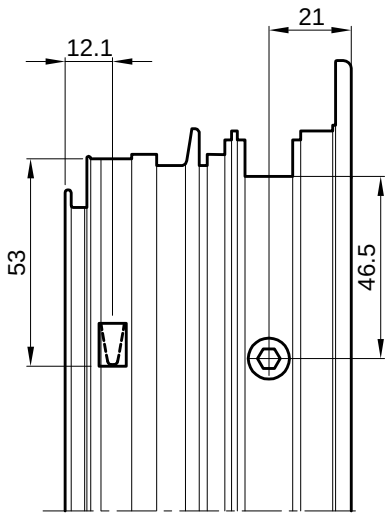

Spajanje kutnikom 710.078
vijcima M8x13 *-tip Feal*

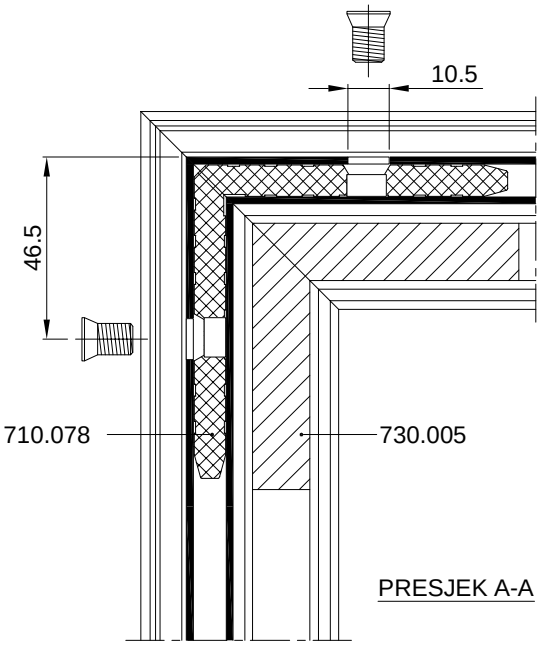

PRESJEK A-A

Spajanje kutnikom 710.026
uprešavanjem stijenke profila
prema kutniku

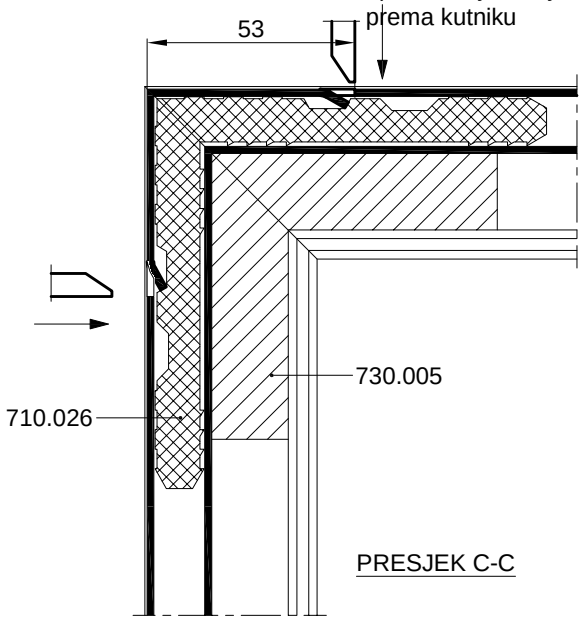

PRESJEK C-C

OVAJ RASPORED I NAČIN SPAJANJA KUTNICIMA PRIMJENJIV JE I NA PROFIL KRILA **FT-0239**

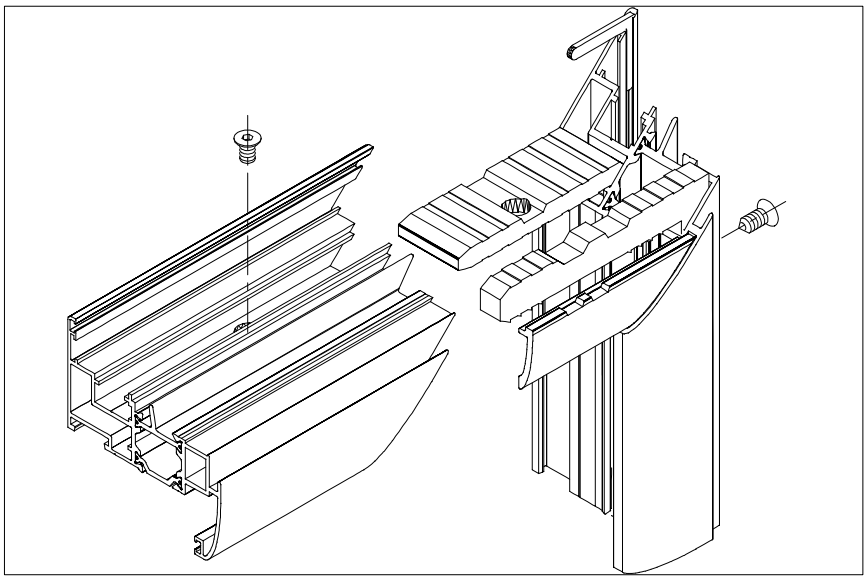

SPAJANJE PROFILA FT-0244 KUTNICIMA; 710.099, 710.039

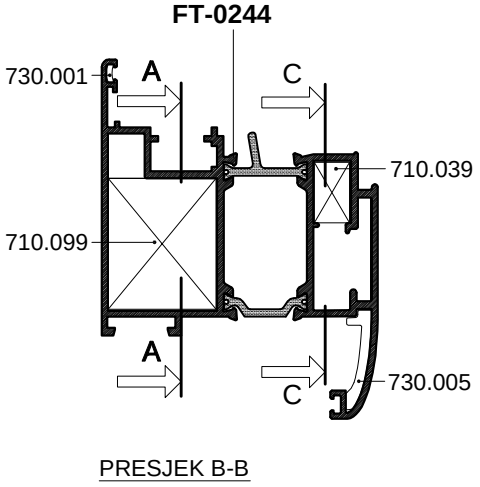

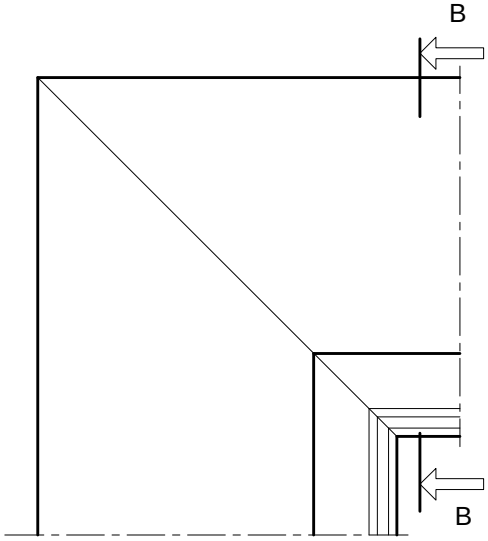

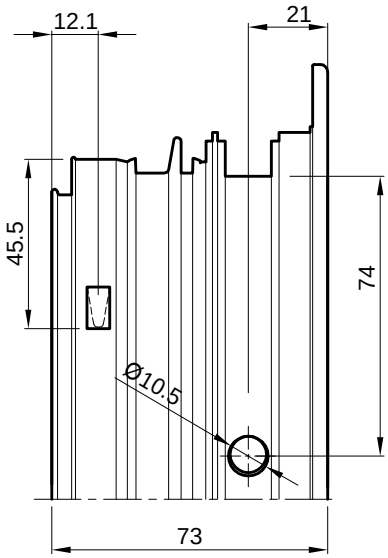

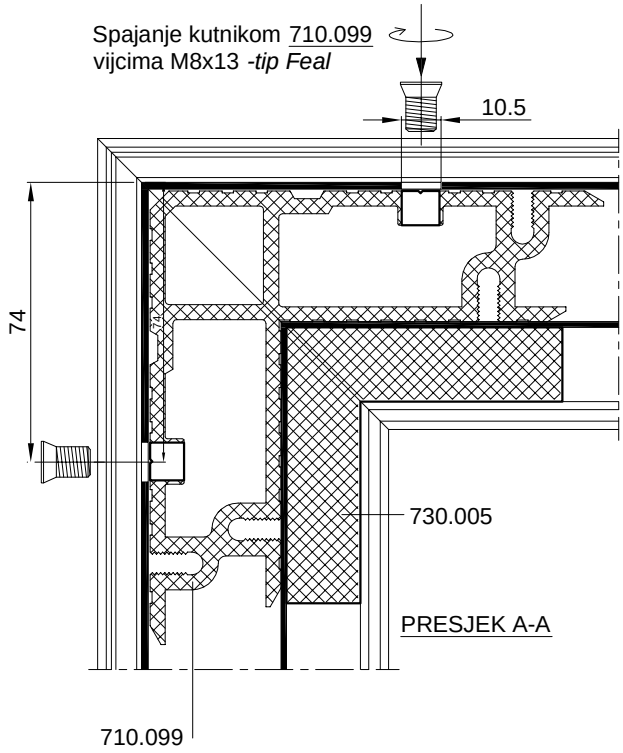

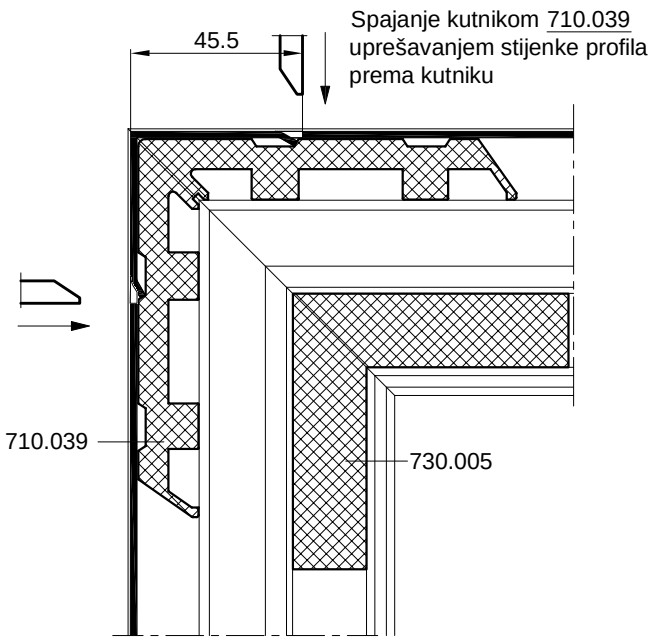

SPAJANJE PROFILA FT-0210 KUTNICIMA; 710.035, 710.039

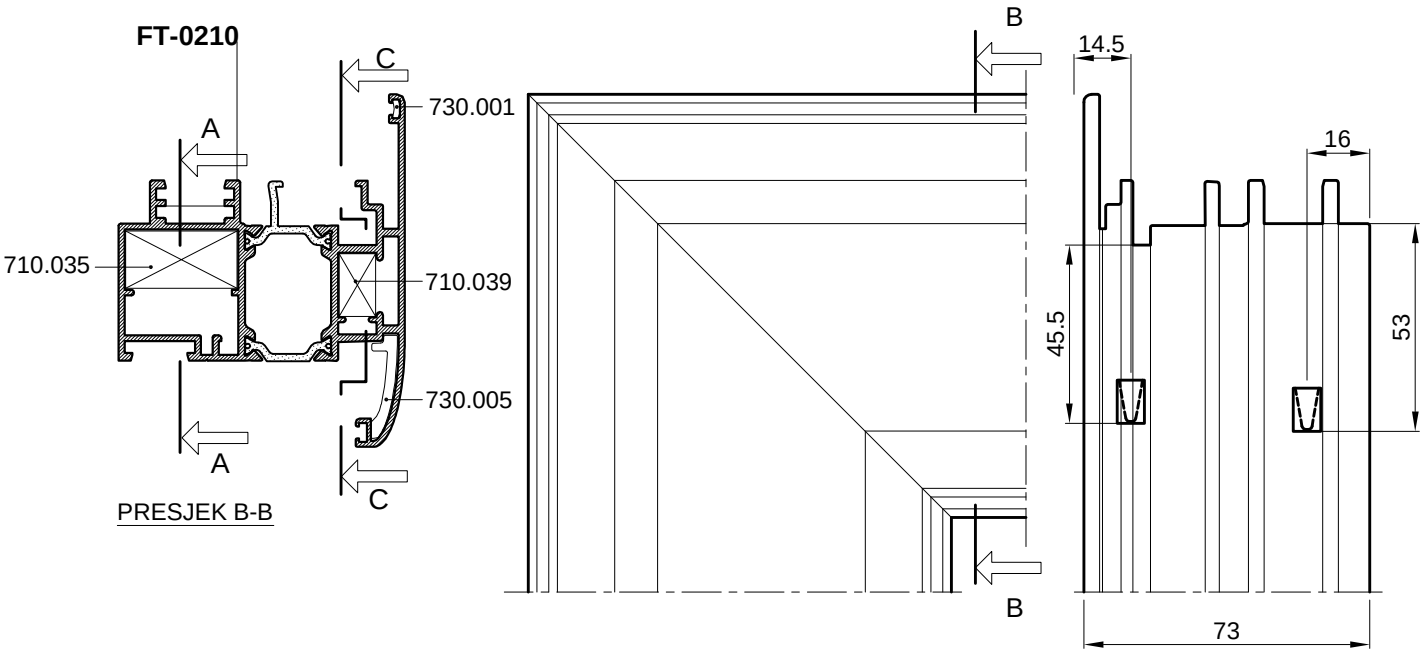

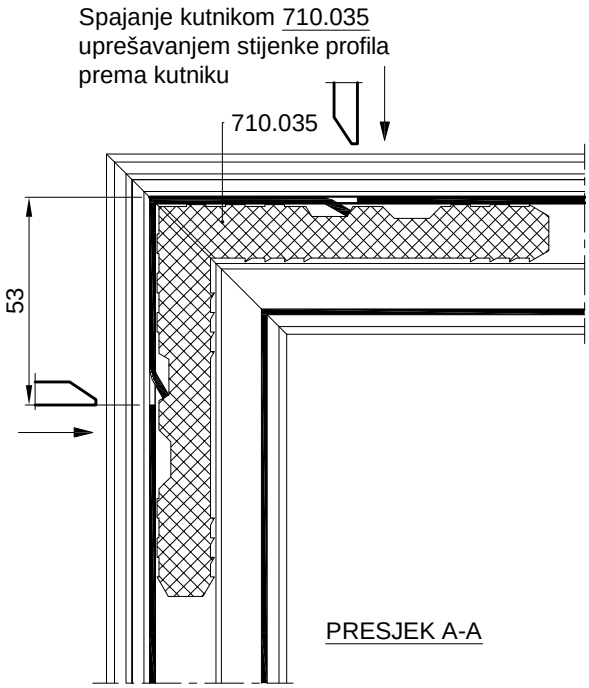

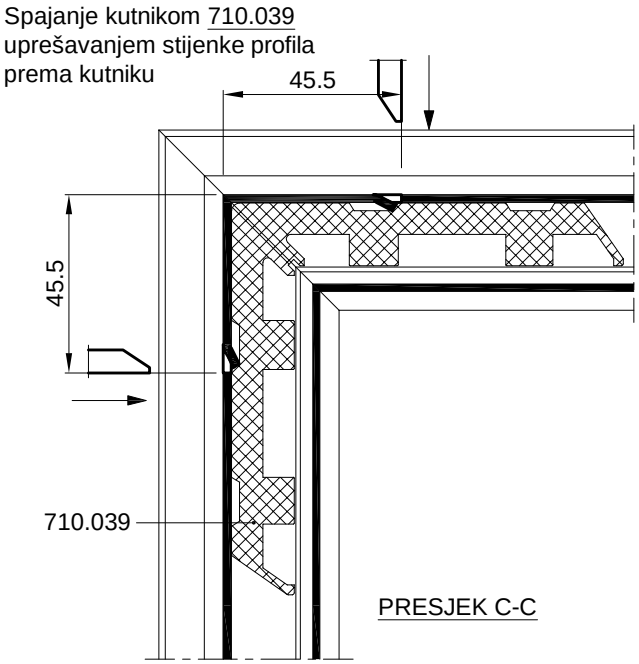

SPAJANJE PROFILA FT-0210 KUTNICIMA; 710.098, 710.039

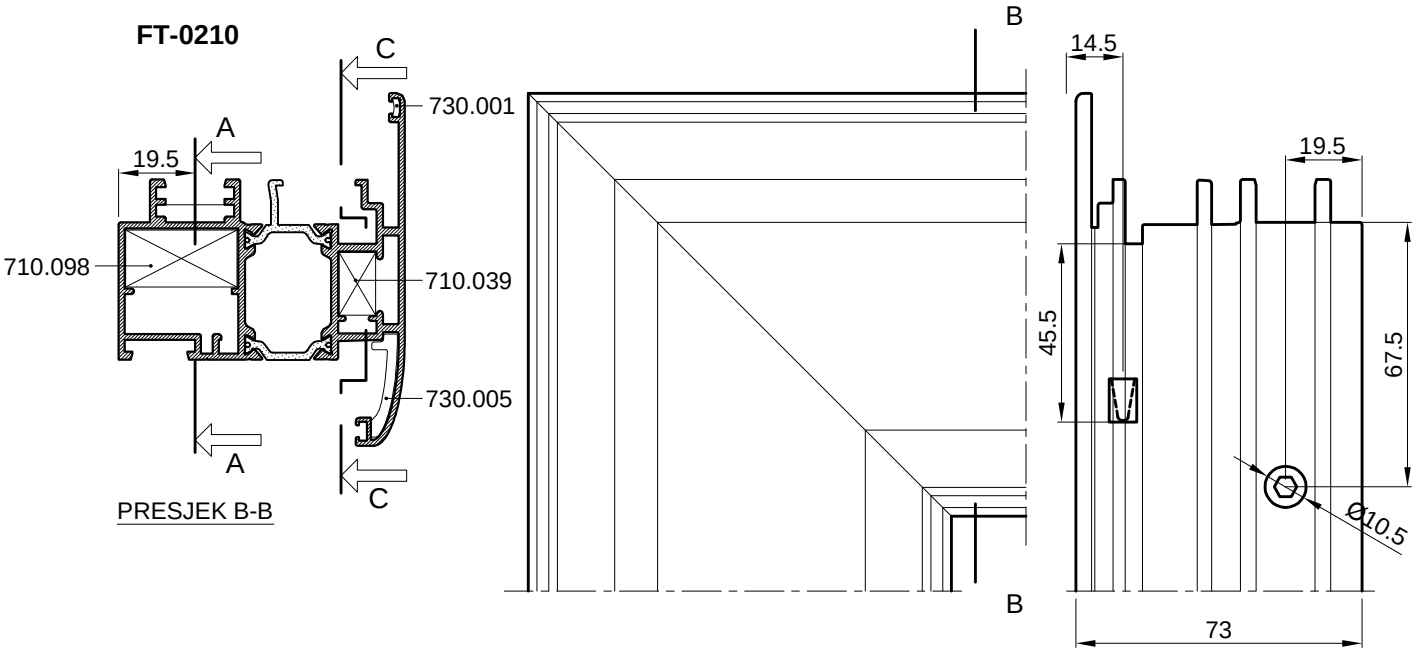

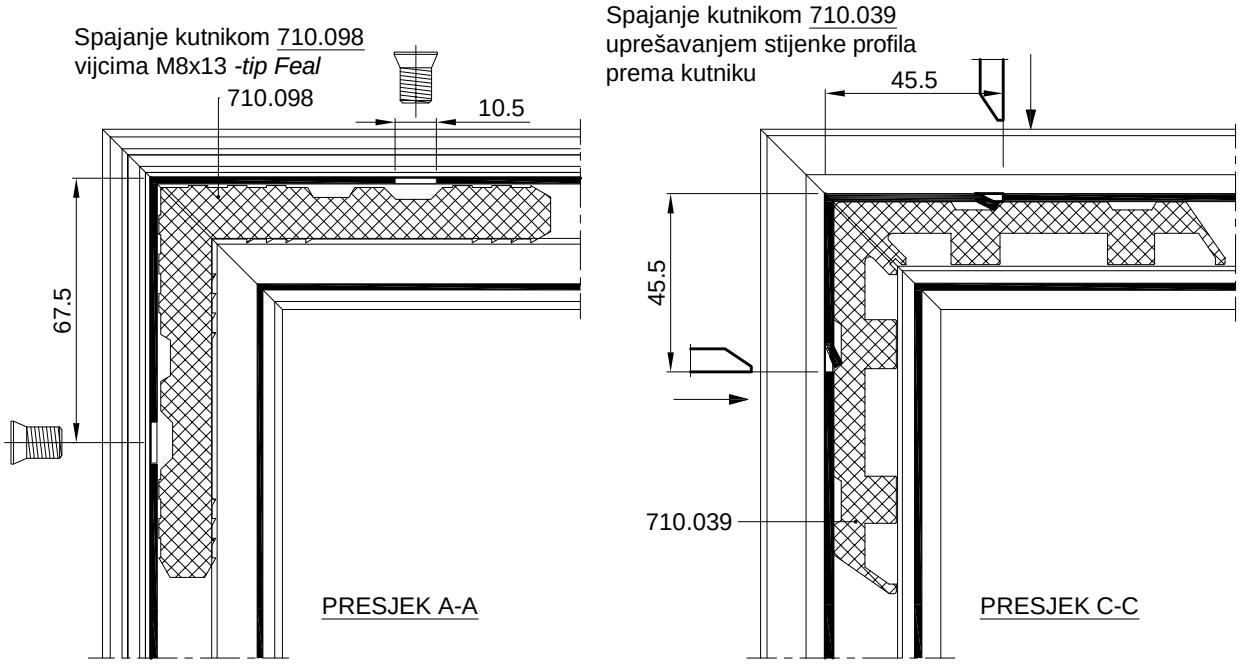

SPAJANJE PROFILA FT-0219 KUTNICIMA; 710.059, 710.040

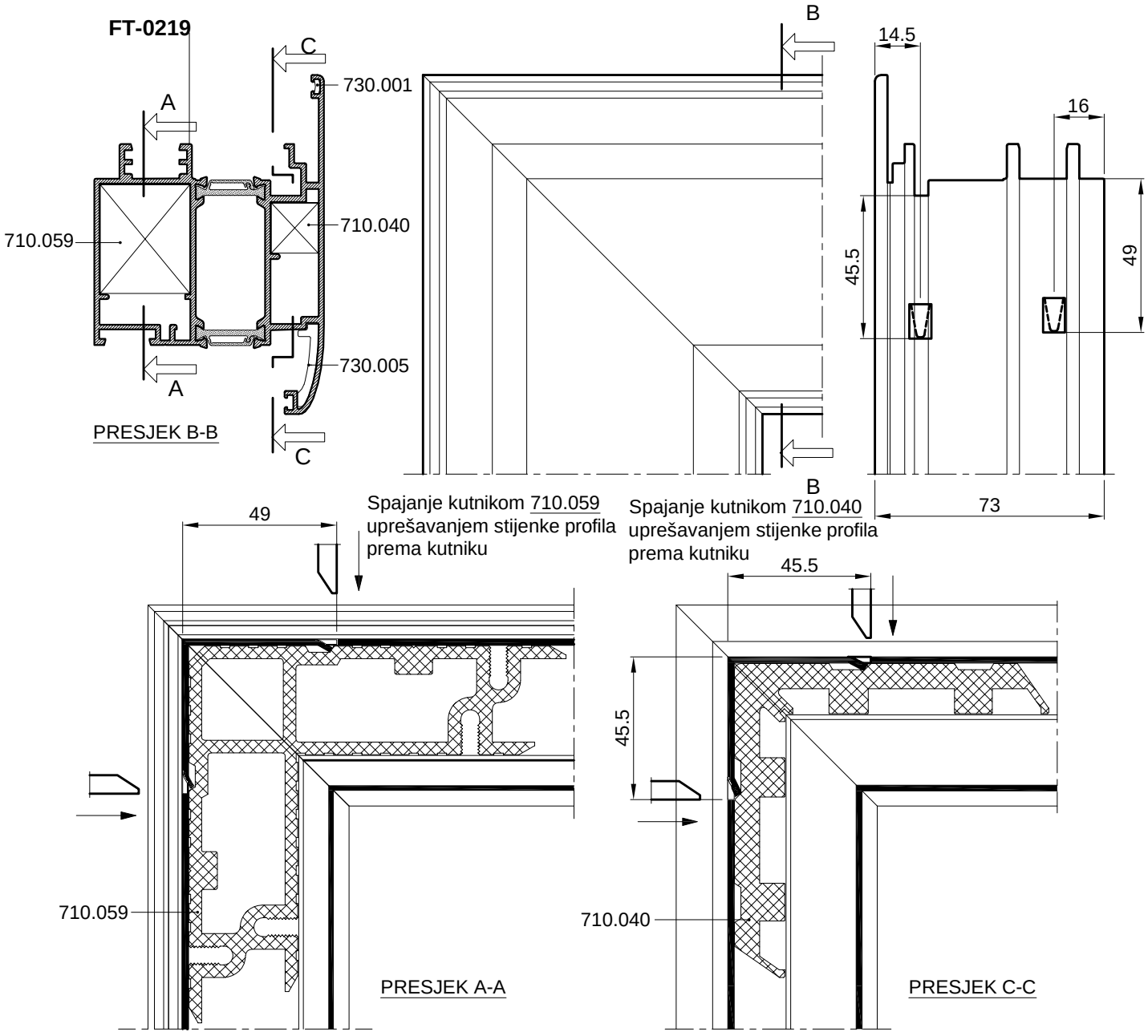

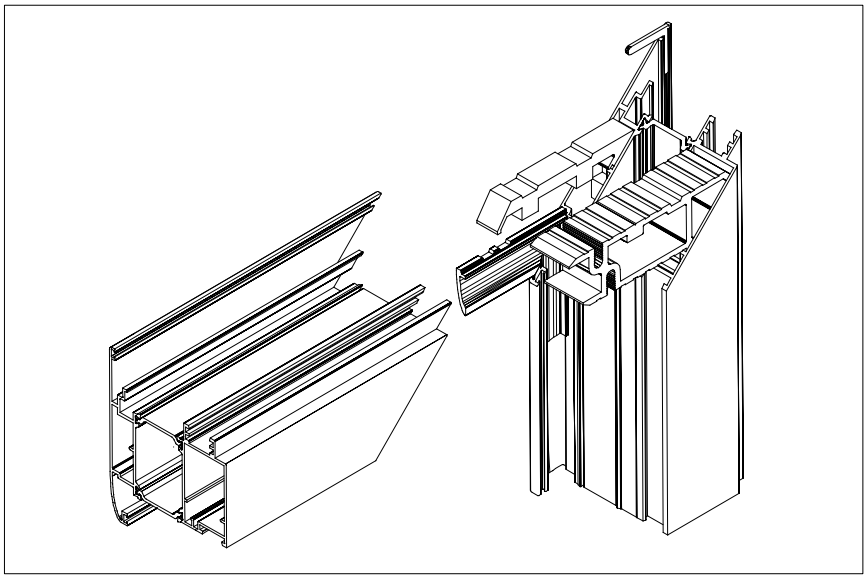

SPAJANJE PROFILA FT-0219 KUTNICIMA; 710.099, 710.040

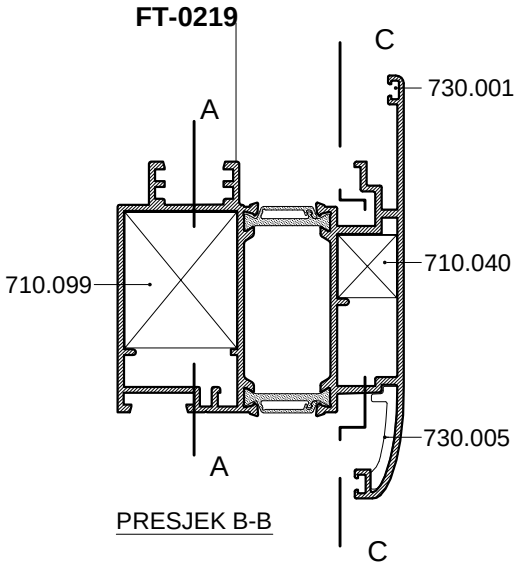

PRESJEK B-B

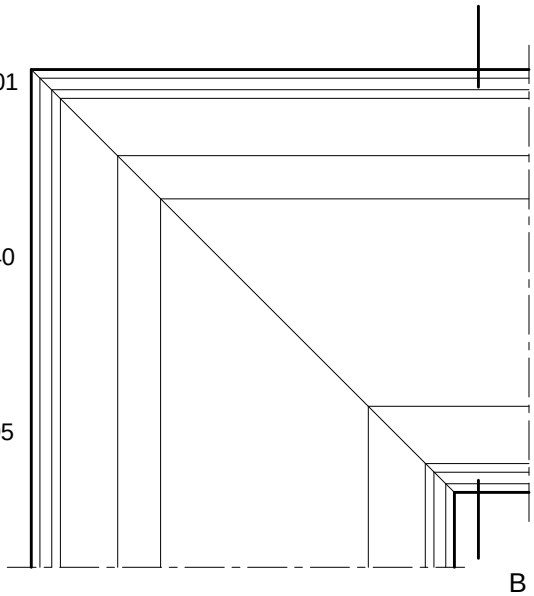

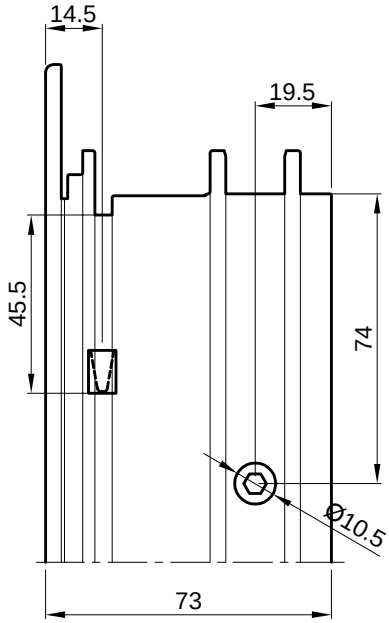

Spajanje kutnikom 710.099
vijcima M8x13 *-tip Feal*

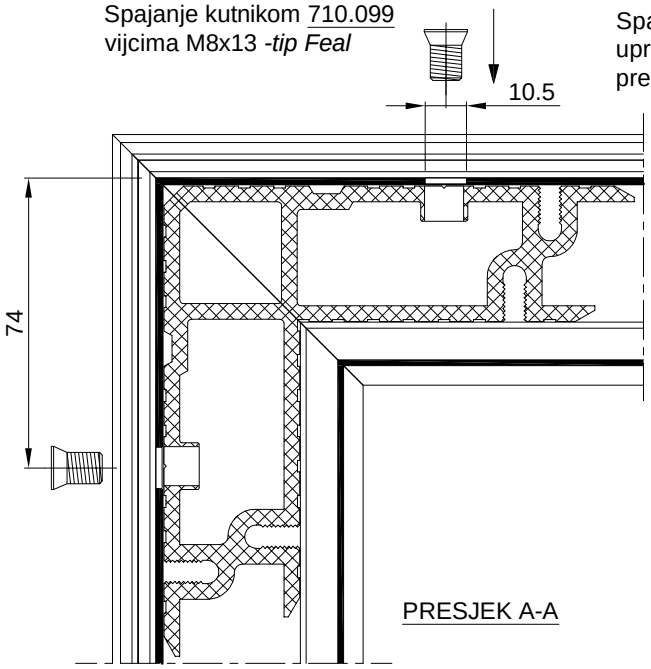

PRESJEK A-A

Spajanje kutnikom 710.040
uprešavanjem stijenke profila
prema kutniku

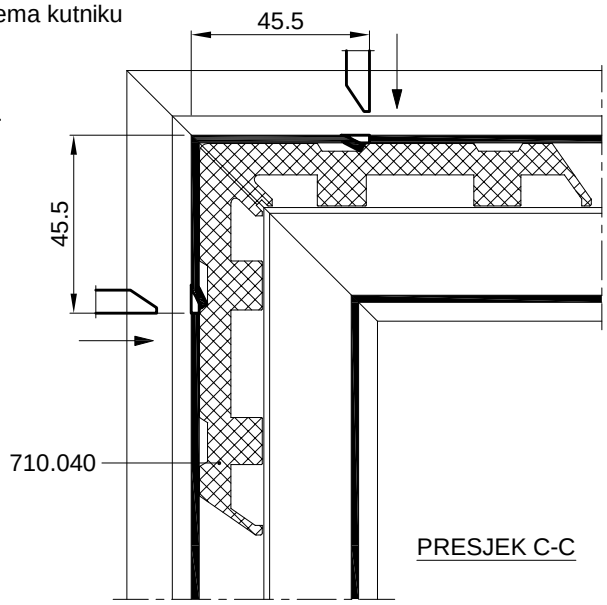

PRESJEK C-C

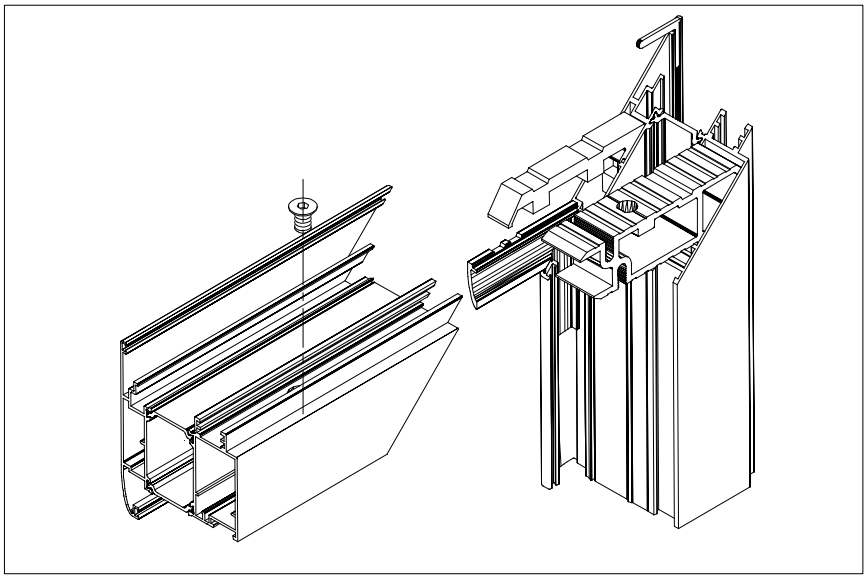

SPAJANJE PROFILA FT-0287 KUTNICIMA; 710.075, 710.226

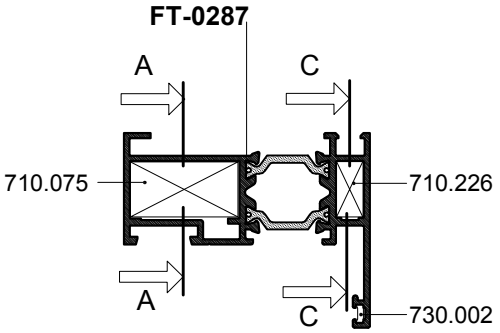

PRESJEK B-B

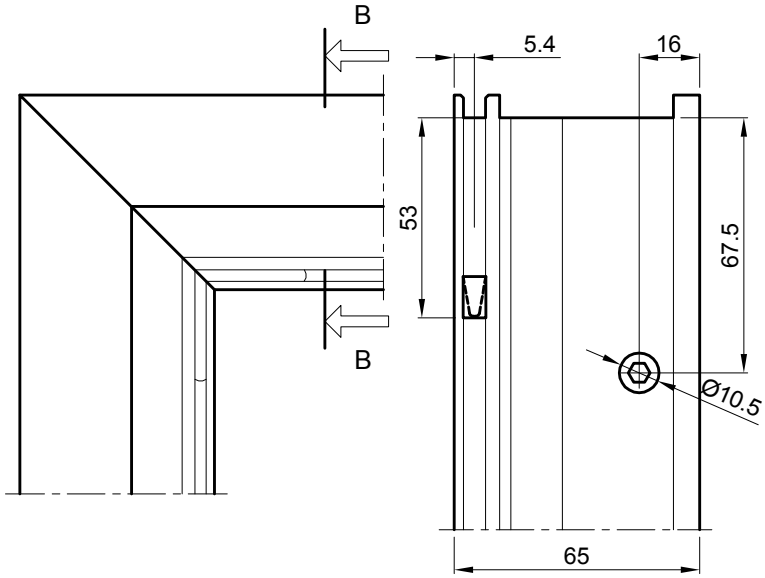

Spajanje kutnikom 710.075
vijcima M8x13 *-tip Feal*

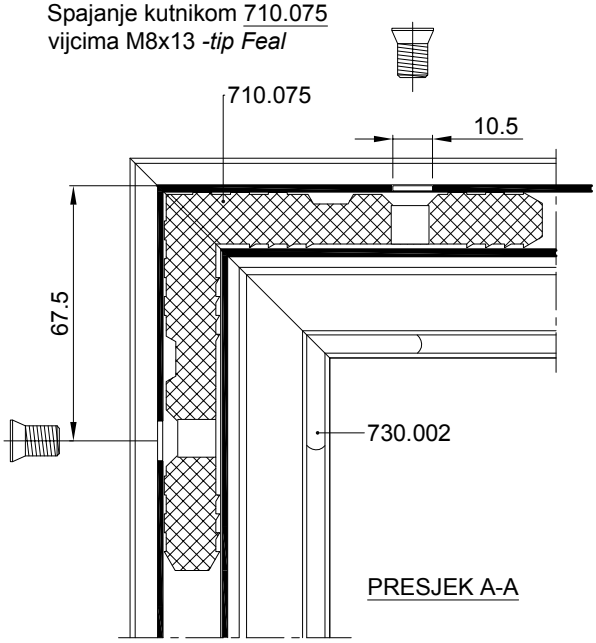

PRESJEK A-A

Spajanje kutnikom 710.226
uprešavanjem stijenke profila
prema kutniku

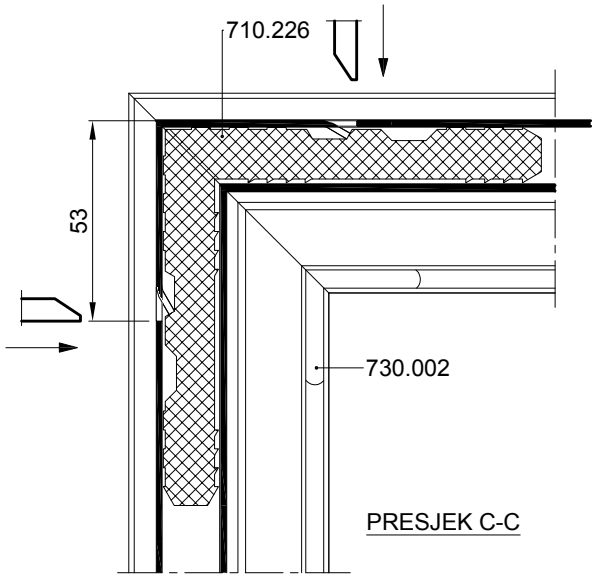

PRESJEK C-C

SPAJANJE PROFILA FT-0278 KUTNICIMA 710.214, 710.189

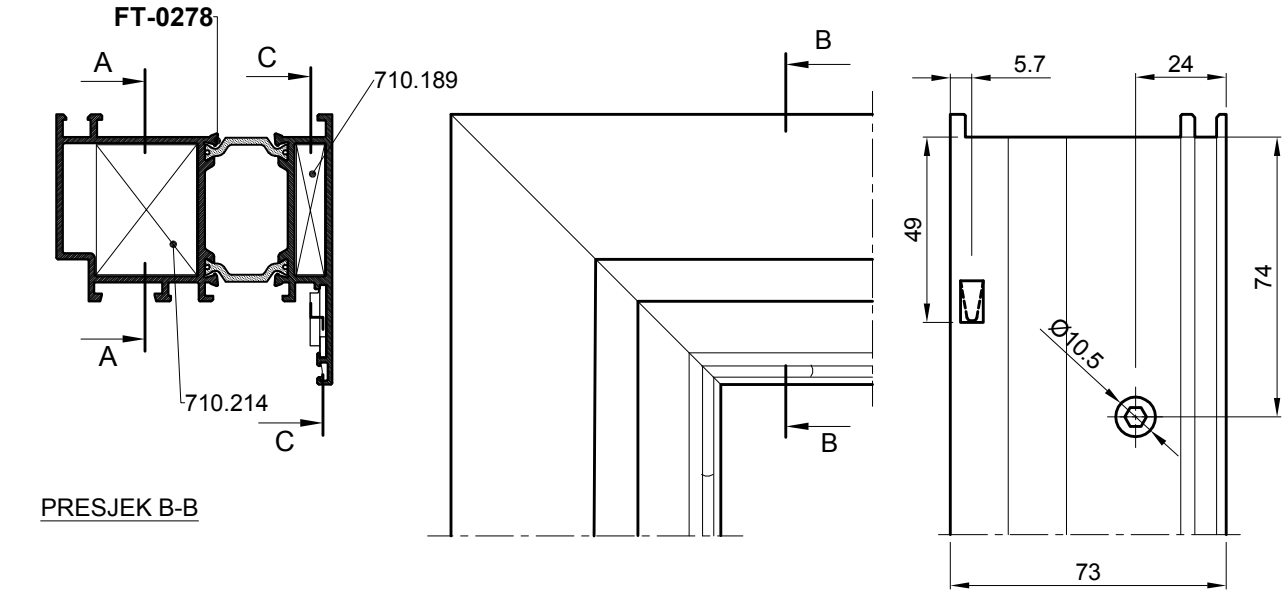

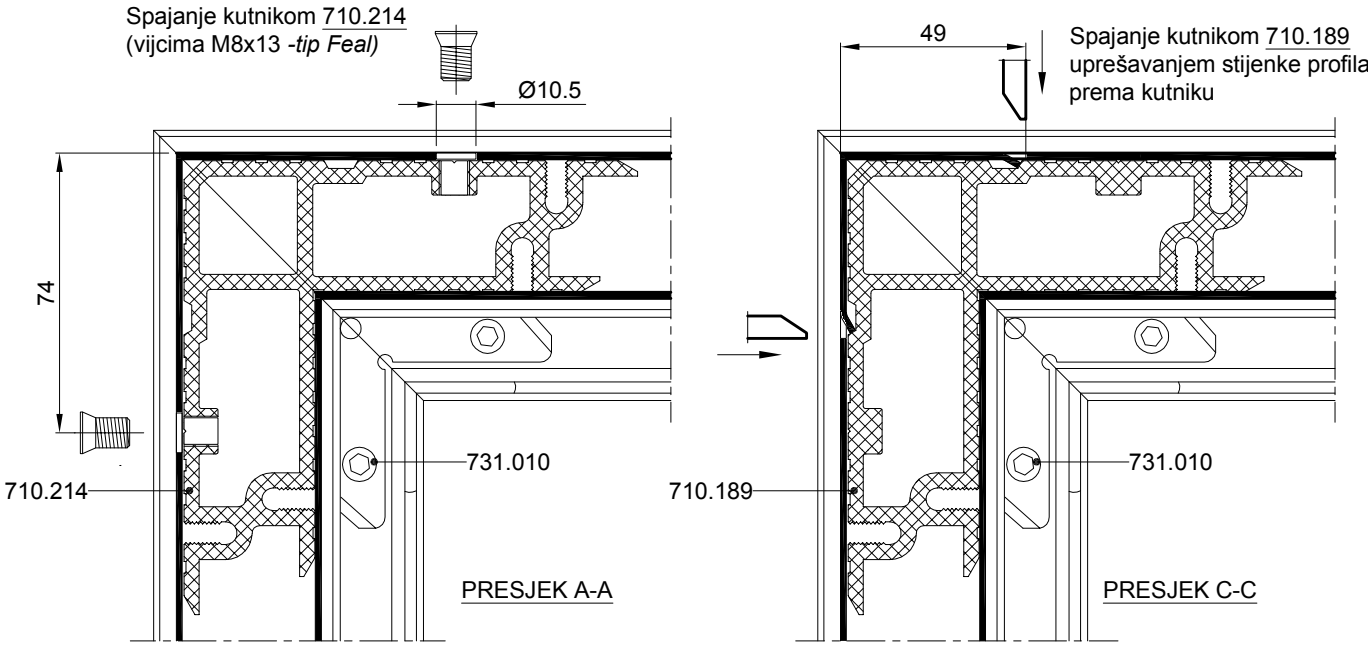

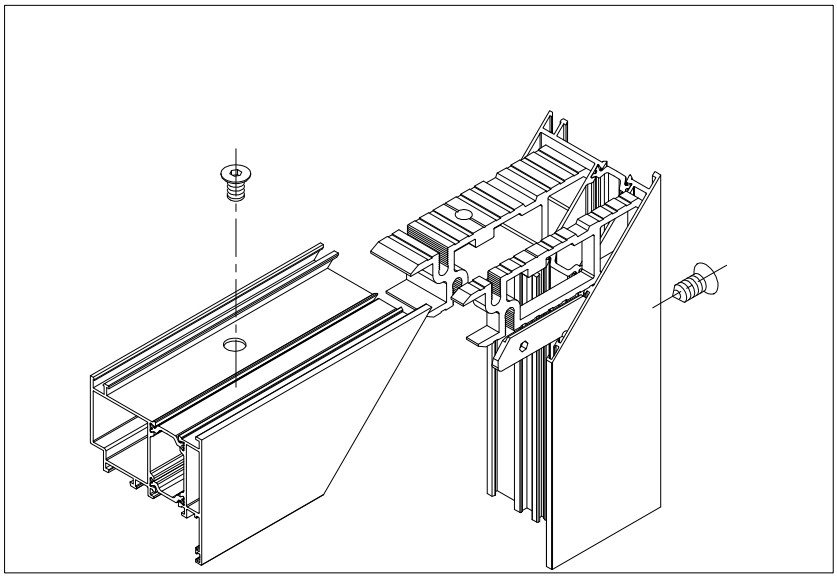

SPAJANJE PROFILA FT-0283 KUTNICIMA 710.215, 710.216

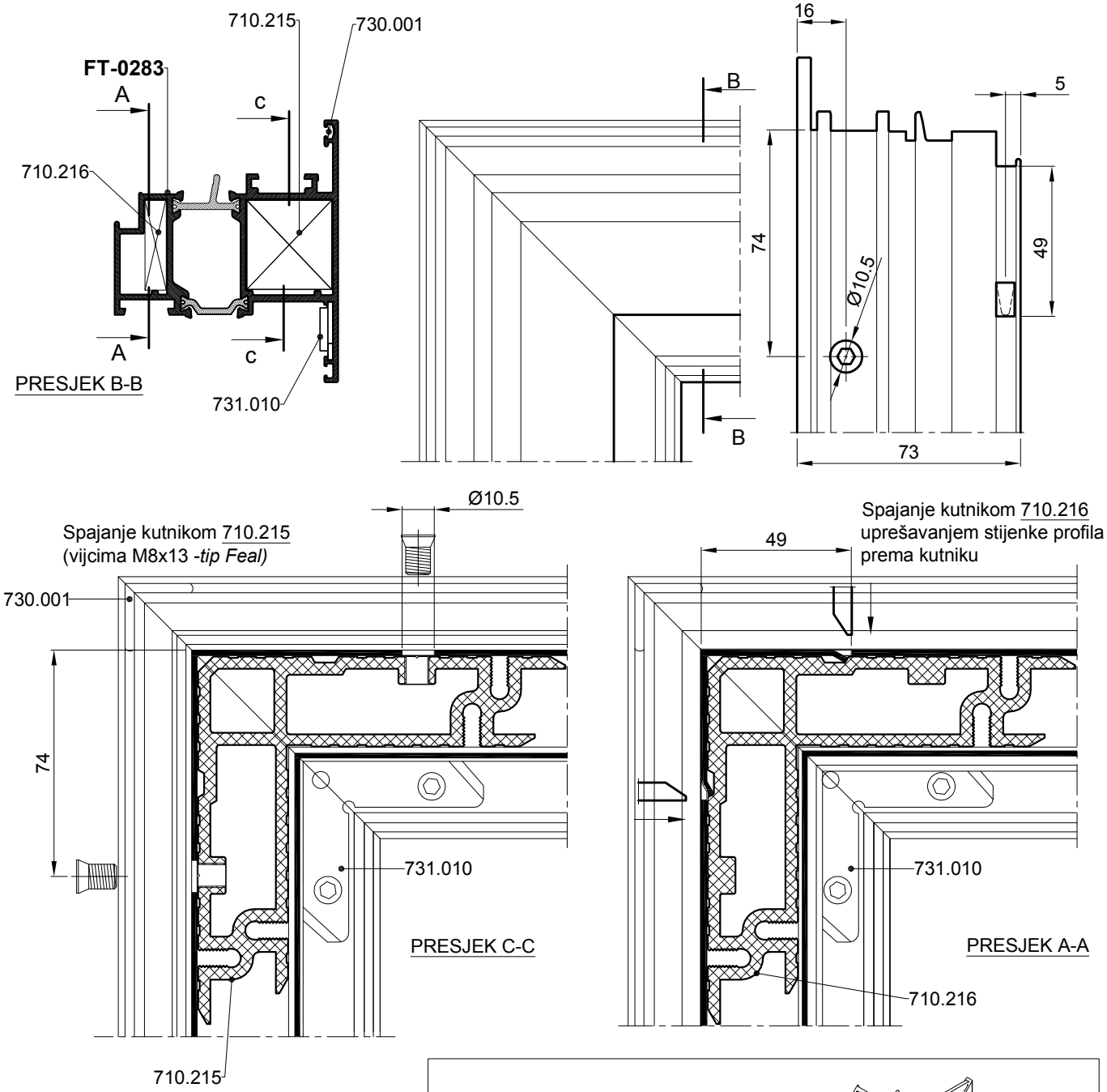

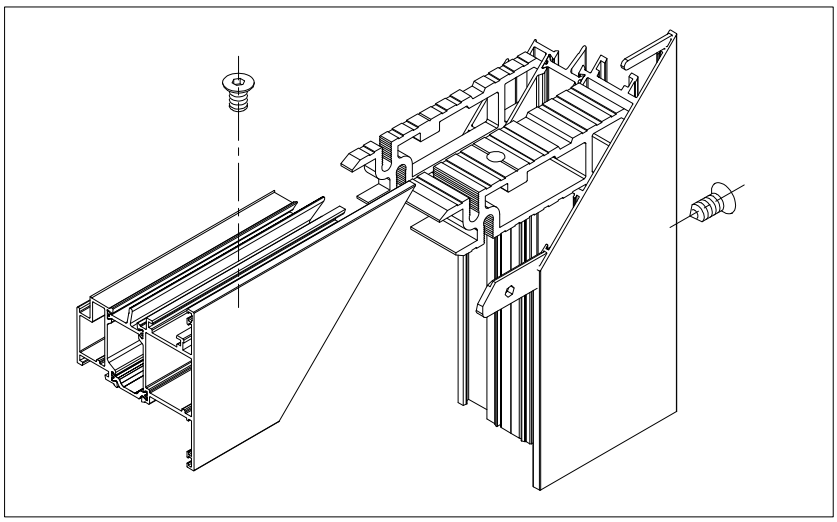

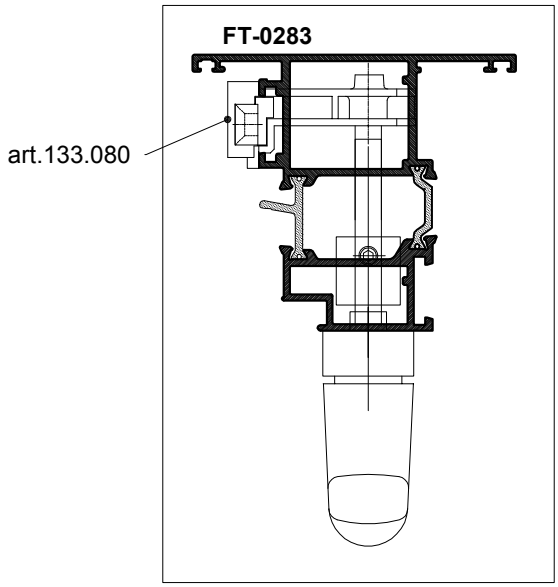

Obrada profila FT-0283
za ugradnju ručke i pogonskog dijela
(art.133.080 - Notter)

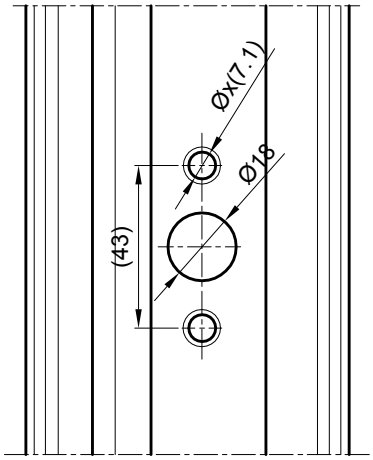

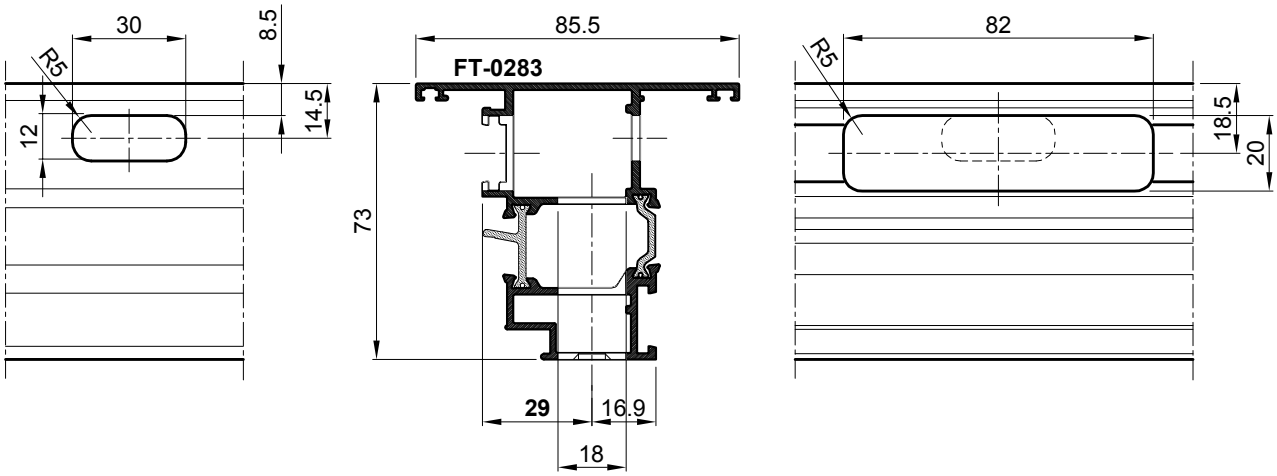

OTVARANJE OKO SREDIŠNJE OSE

Obrada profila rama FT-0201

-simetrična obrada okomica (otvaranje oko vodoravne ose)

-simetrična obrada vodoravnica (otvaranje oko okomite ose)

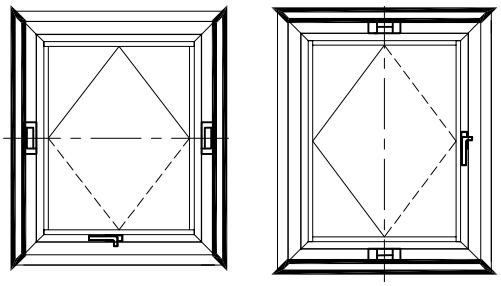

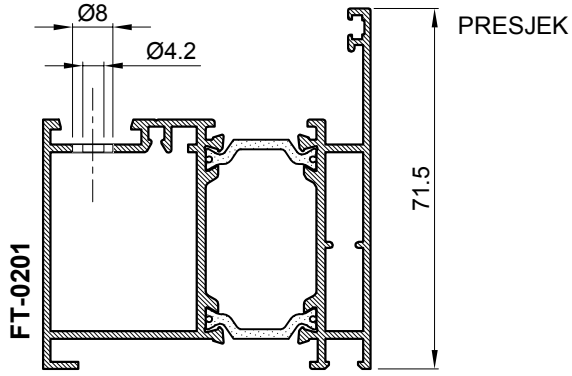

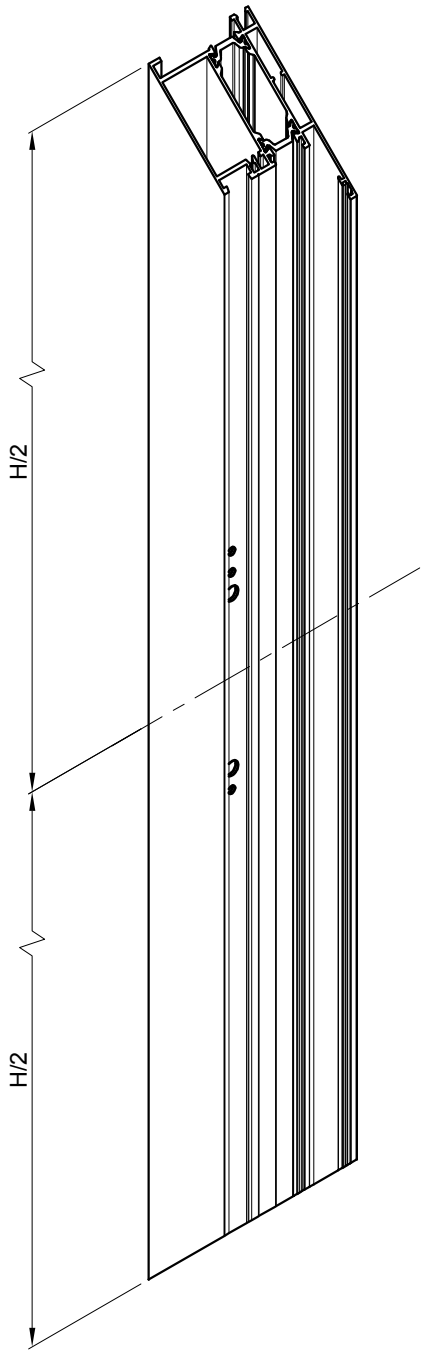

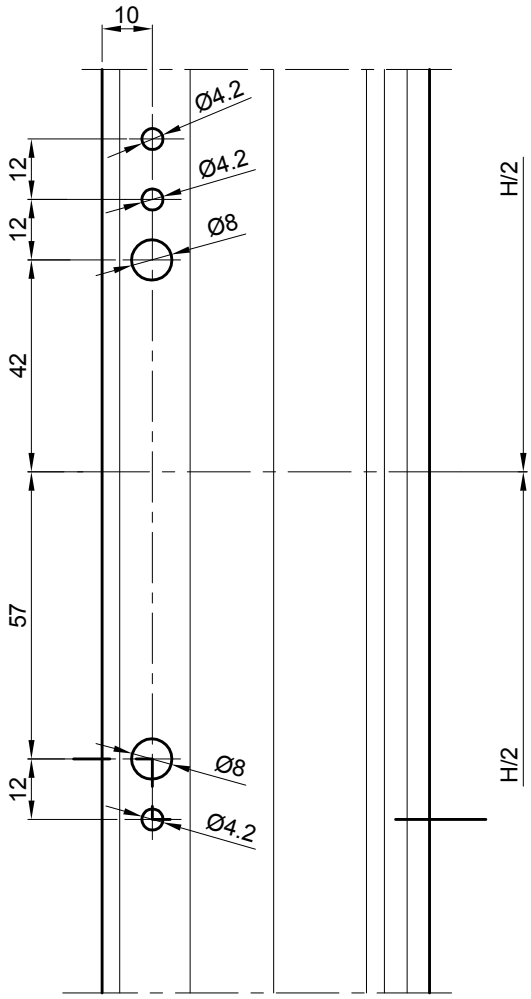

OTVARANJE OKO SREDIŠNJE OSE

Obrada profila krila FT-0210

-simetrična obrada okomica (otvaranje oko vodoravne ose)

-simetrična obrada vodoravnica (otvaranje oko okomite ose)

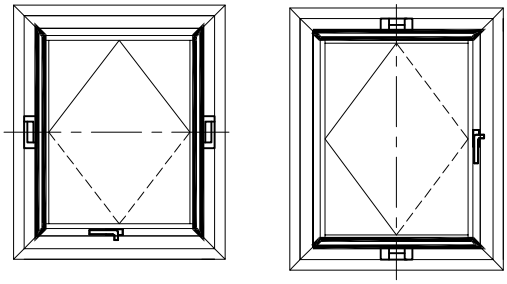

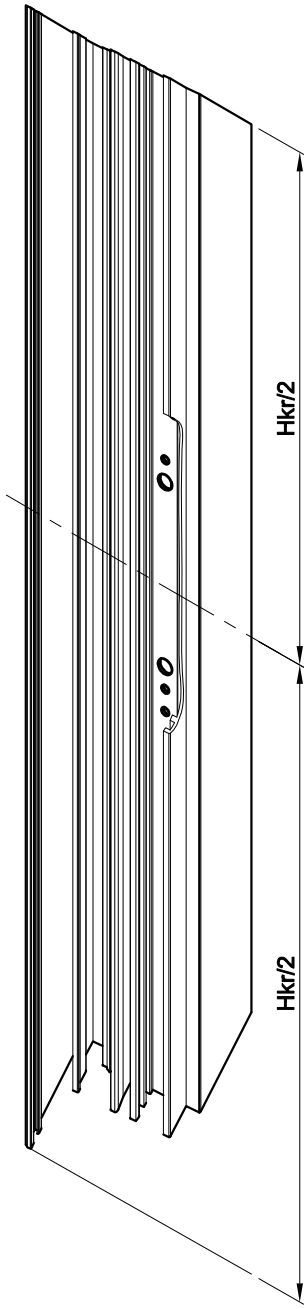

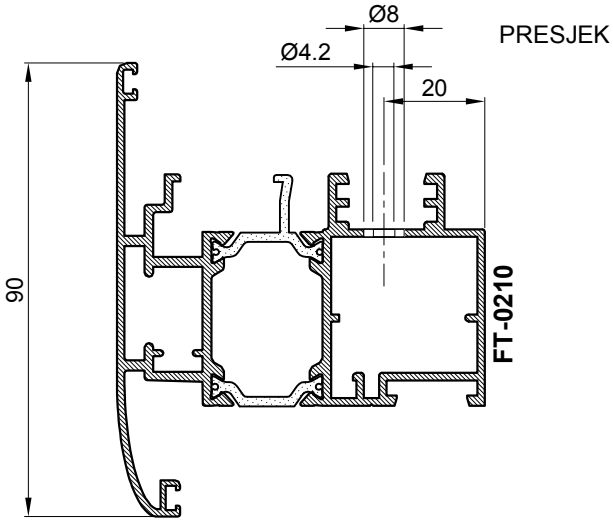

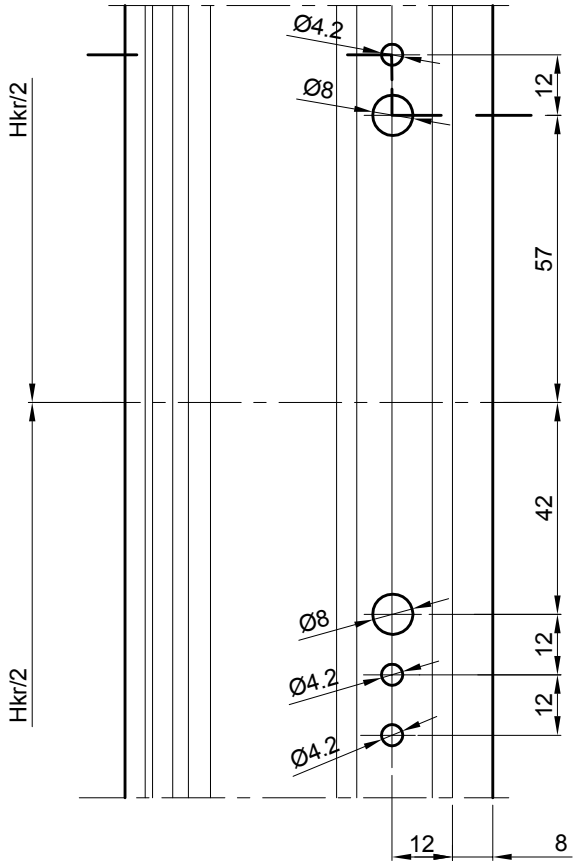

OTVARANJE OKO SREDIŠNJE OSE

Obrada profila FT-0213

-fiksira se za okvir krila prozora, gore lijevo (otvaranje oko vodoravne ose)

-fiksira se za okvir krila prozora, dolje lijevo (otvaranje oko okomite ose)

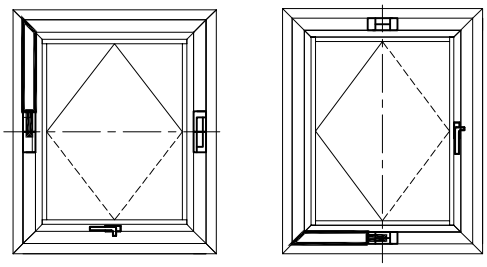



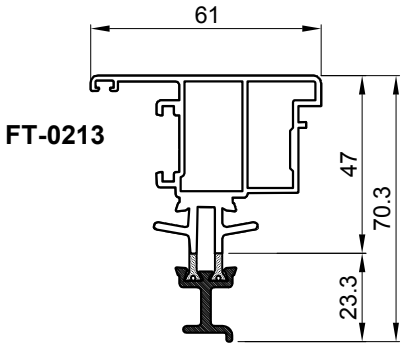

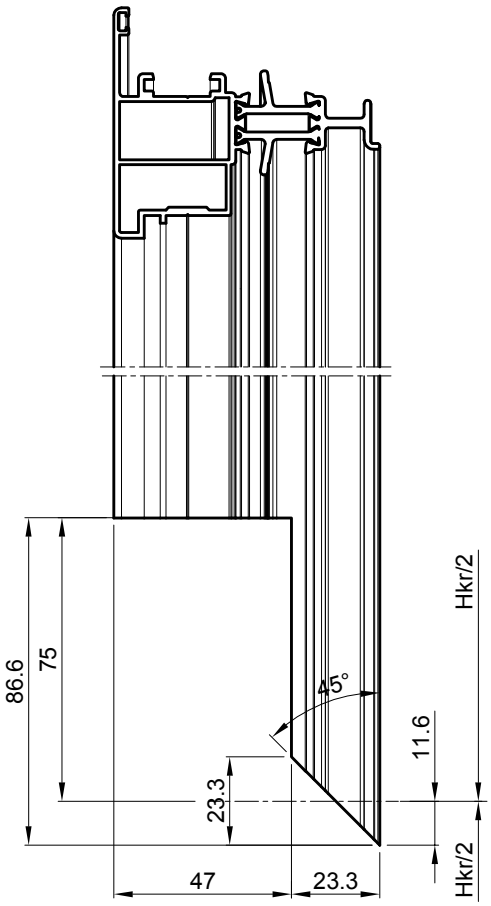

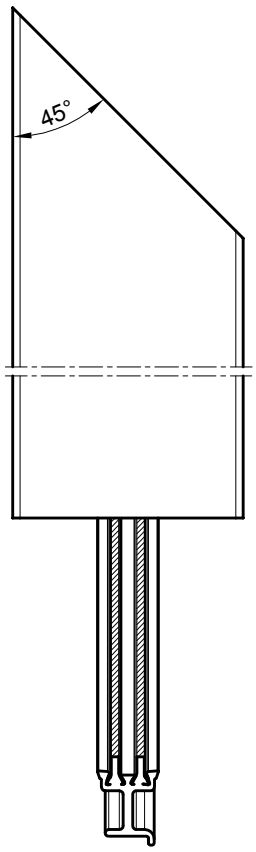

OTVARANJE OKO SREDIŠNJE OSE

Obrada profila FT-0213

-fiksira se za okvir rama prozora, dolje lijevo (otvaranje oko vodoravne ose)

-fiksira se za okvir rama prozora, dolje desno (otvaranje oko okomite ose)

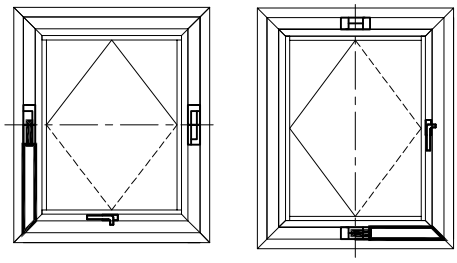

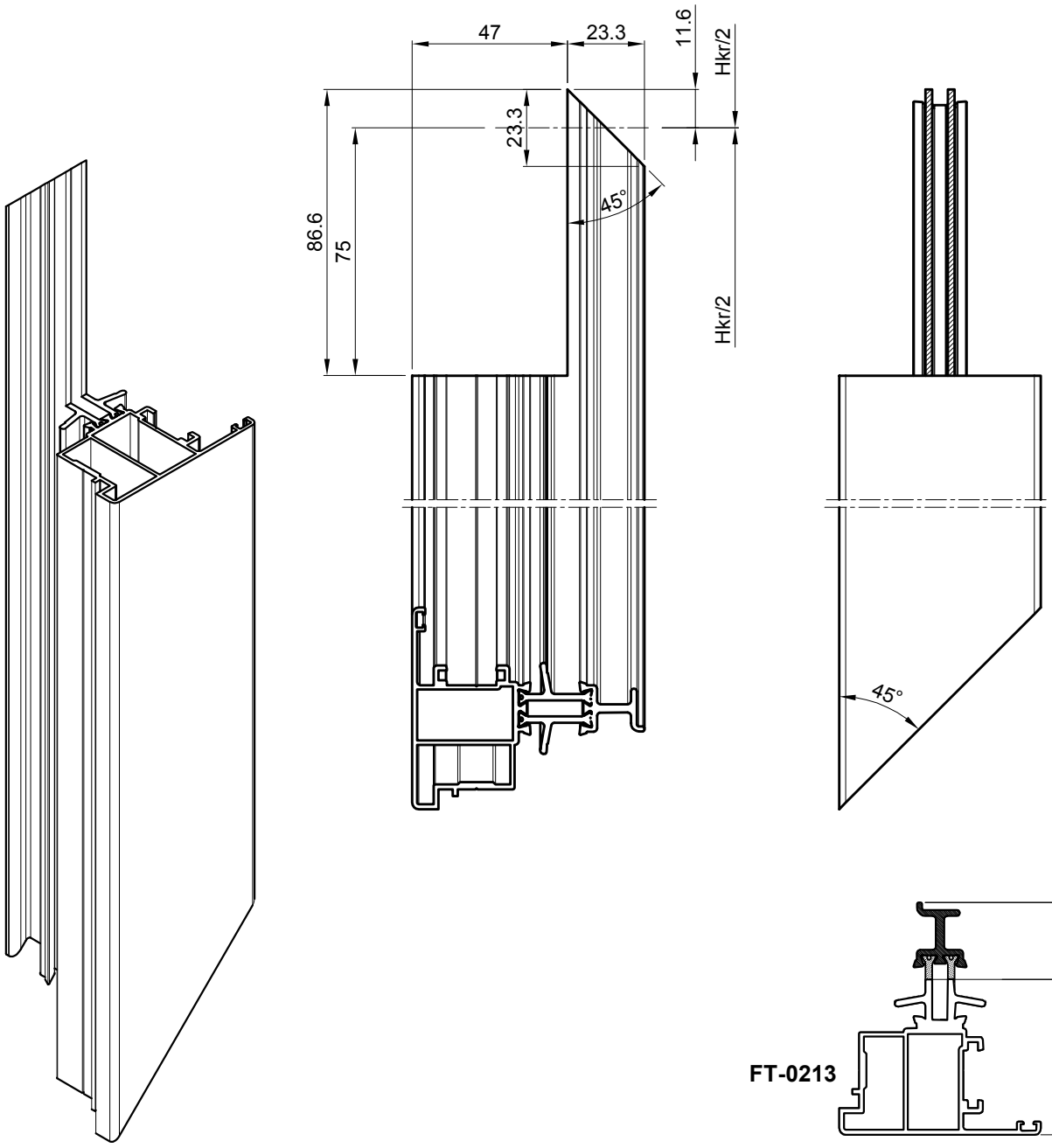

OTVARANJE OKO SREDIŠNJE OSE

Obrada profila FT-0213

-fiksira se za okvir krila prozora, gore desno (otvaranje oko vodoravne ose)

-fiksira se za okvir krila prozora, gore lijevo (otvaranje oko okomite ose)

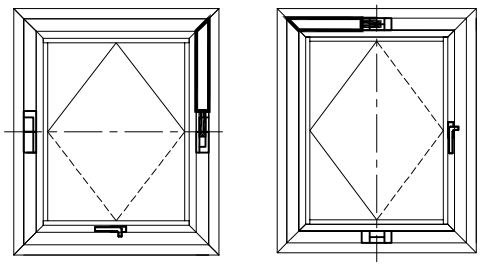

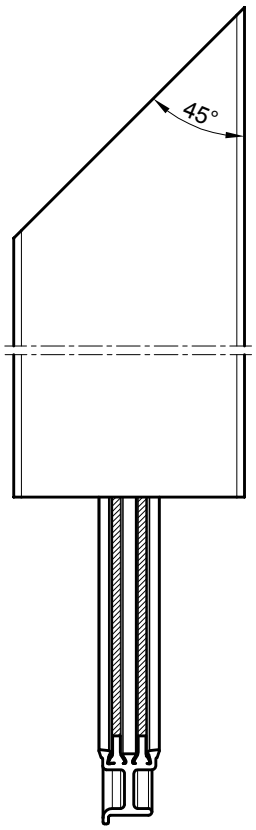

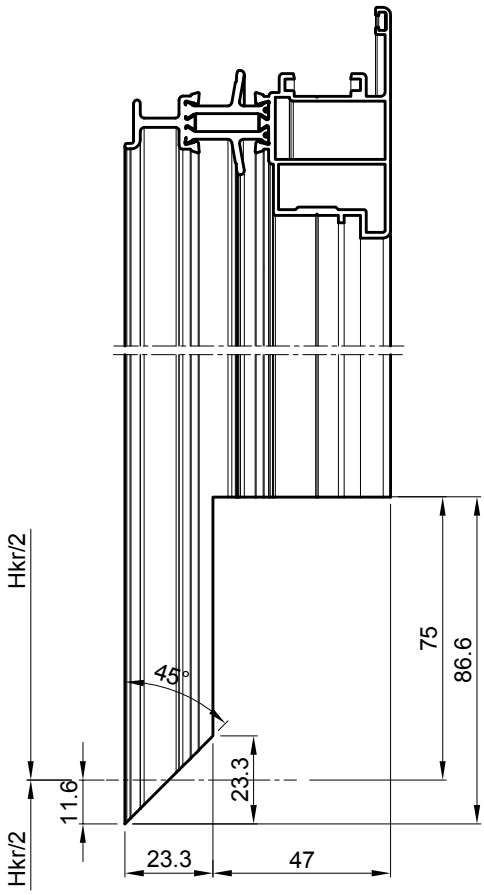



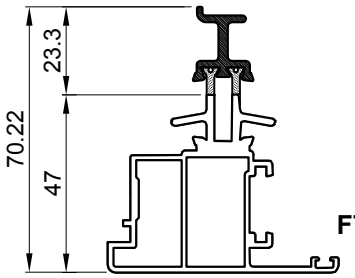

FT-0213

OTVARANJE OKO SREDIŠNJE OSE

Obrada profila FT-0213

-fiksira se za okvir rama prozora, dolje desno (otvaranje oko vodoravne ose)

-fiksira se za okvir rama prozora, gore desno (otvaranje oko okomite ose)

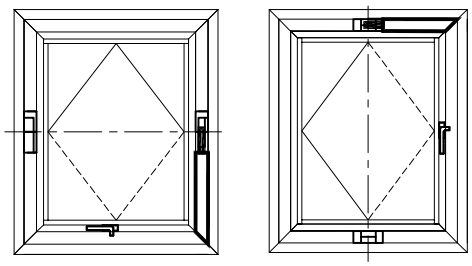



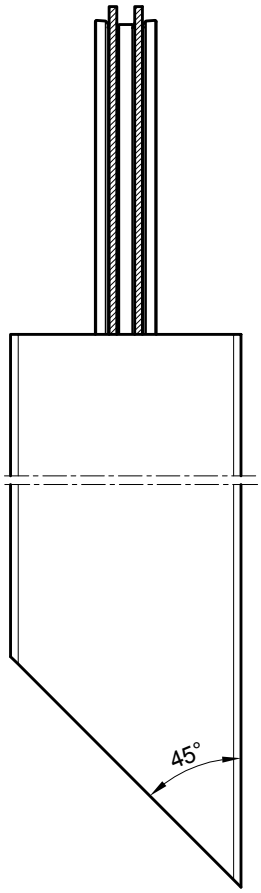

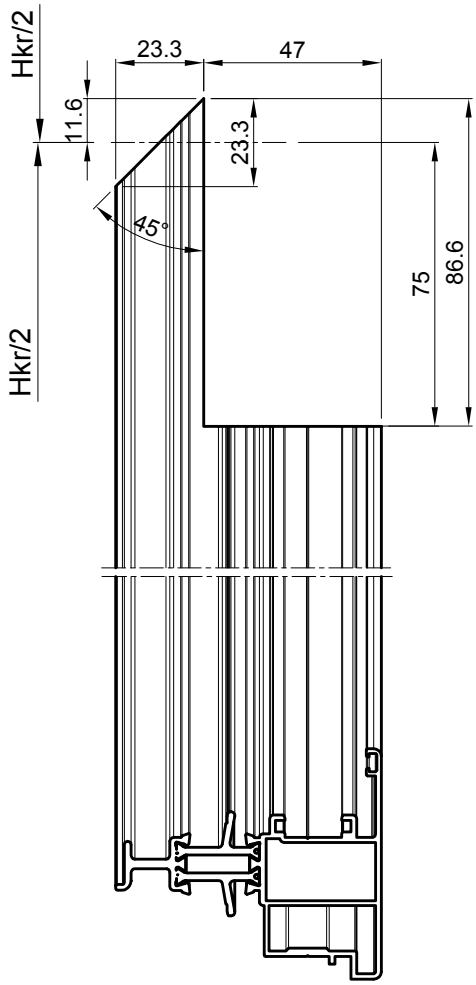

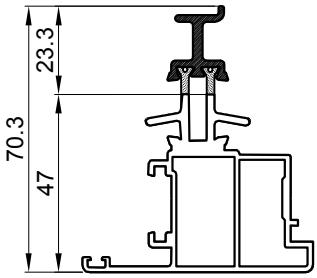

FT-0213

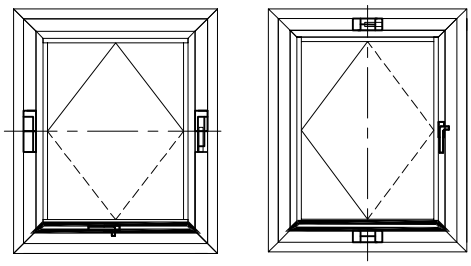

OTVARANJE OKO SREDIŠNJE OSE

Obrada profila krila FT-0210

-za ugradnju pogonskog mehanizma i ručke u art.142.011 i 142.042

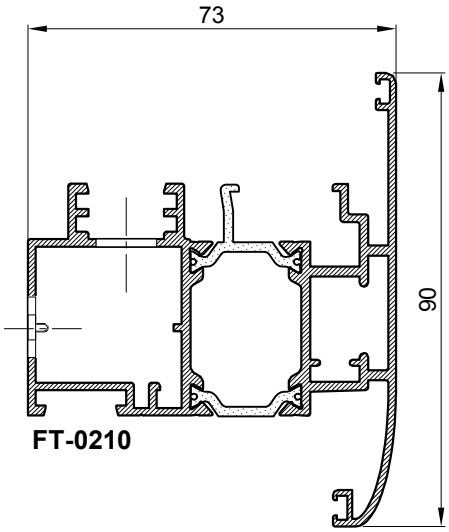

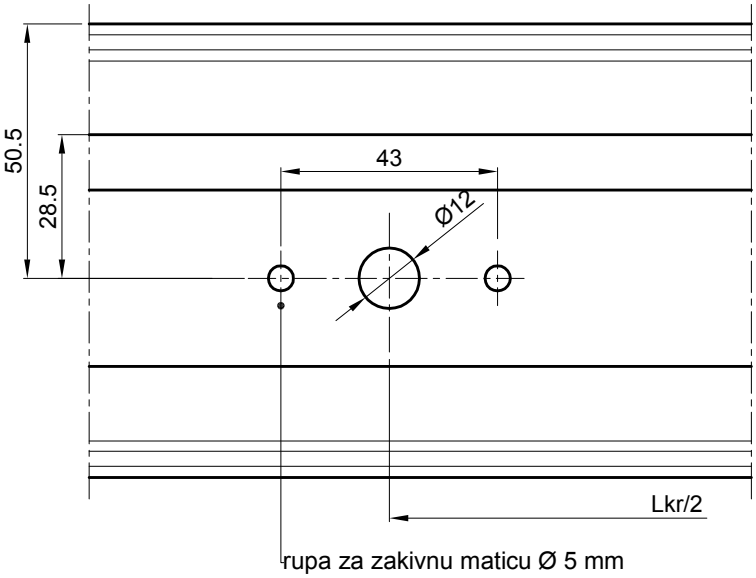

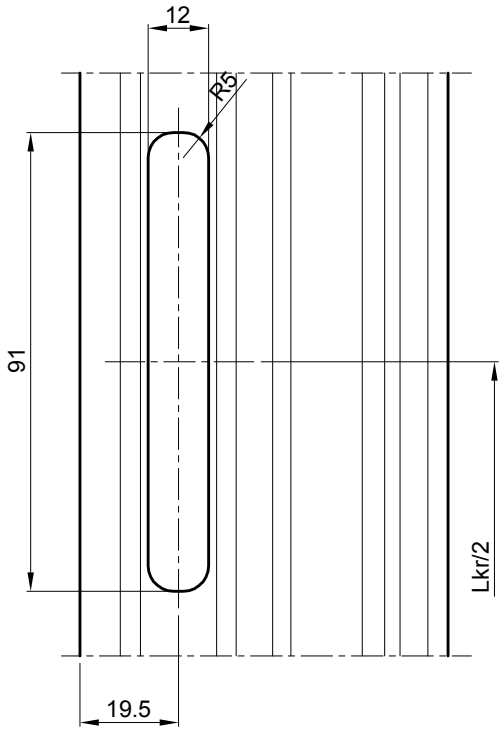

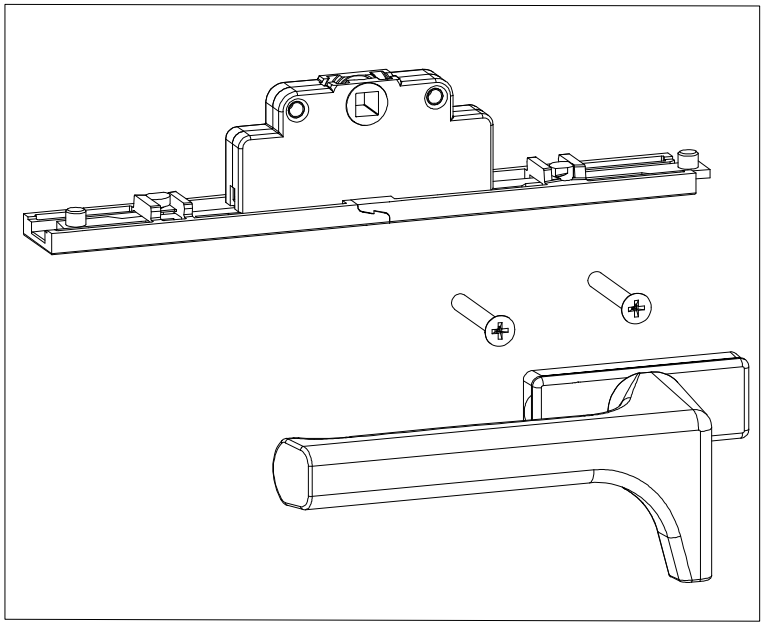

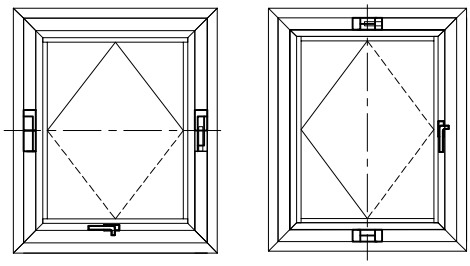

OTVARANJE OKO SREDIŠNJE OSE

Odvod kapljevina iz prozora

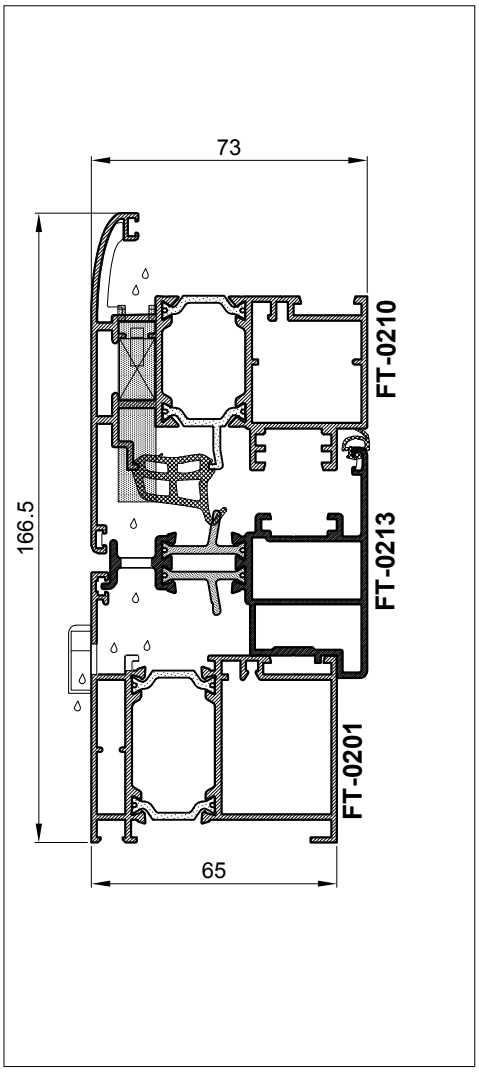

Obrada profila krila FT-0210

-za ugradnju monodrain cjevčice art.360.009

-rupa Ø10, svakih 400 mm, 100 mm od kraja

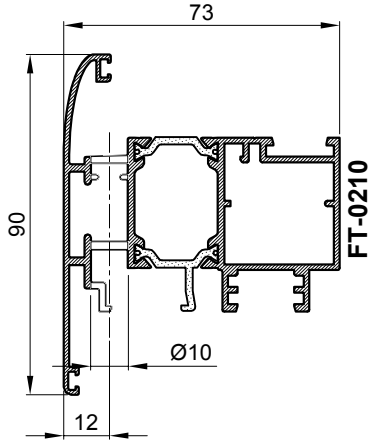

art.360.009

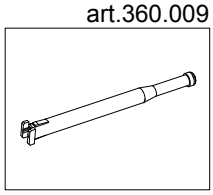

Obrada profila FT-0213

-obrada svakih 400 mm, 100 mm od kraja

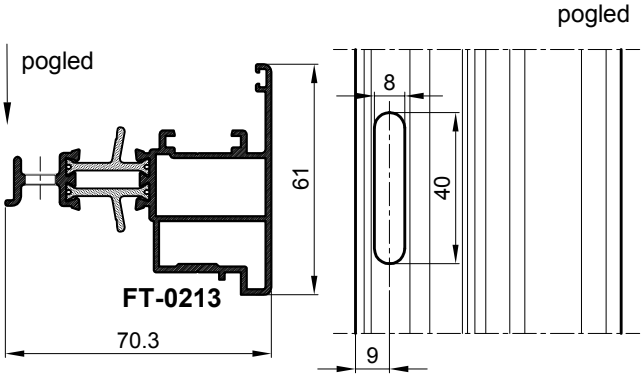

Obrada profila FT-0201

-obrada svakih 400 mm, 100 mm od kraja

-obrada (1) - prema katalogu

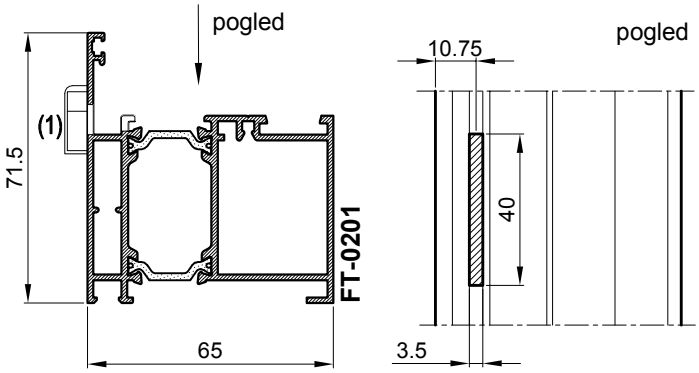

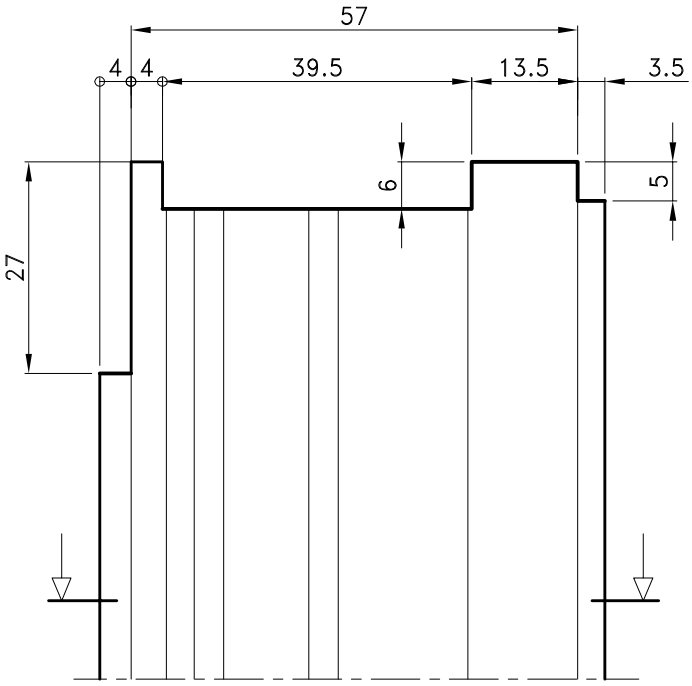

OBRADA PROFILA PREČKE FT-0205
FT-0206
FT-0207
FT-0208
PREMA PROFILIMA RAMA, PREČKE I KRILA

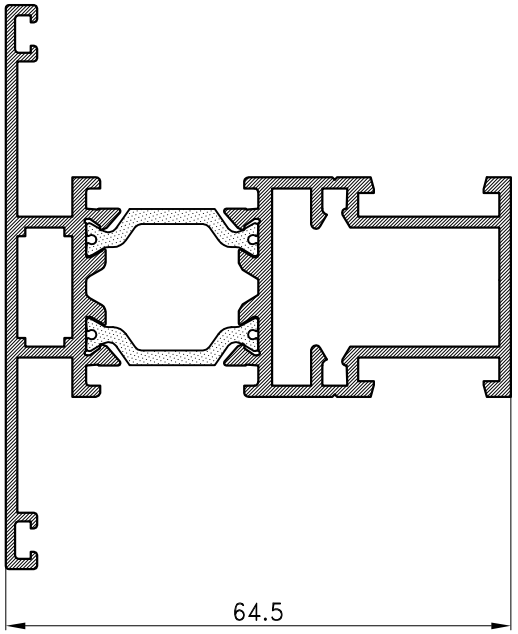

FT-0205

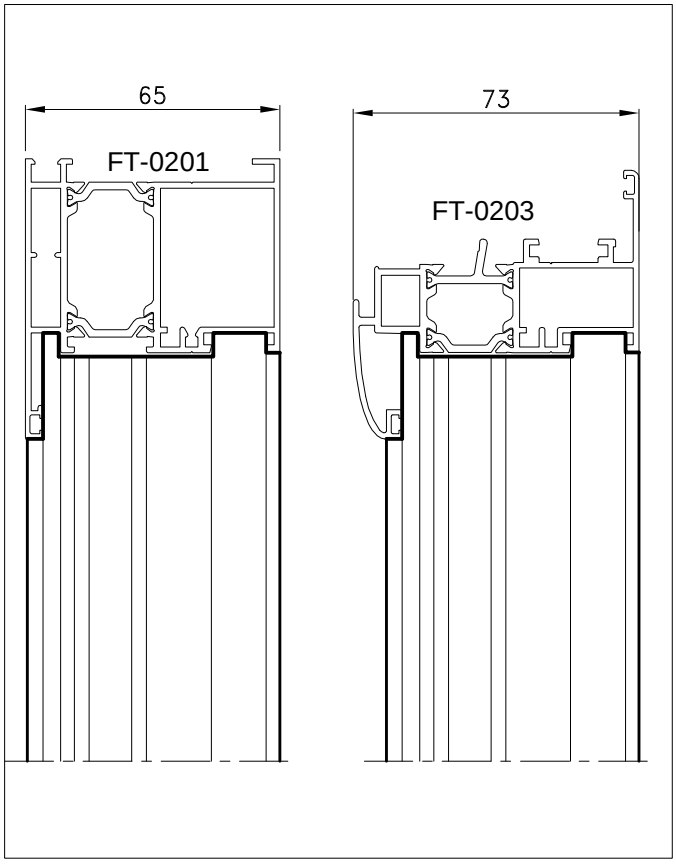

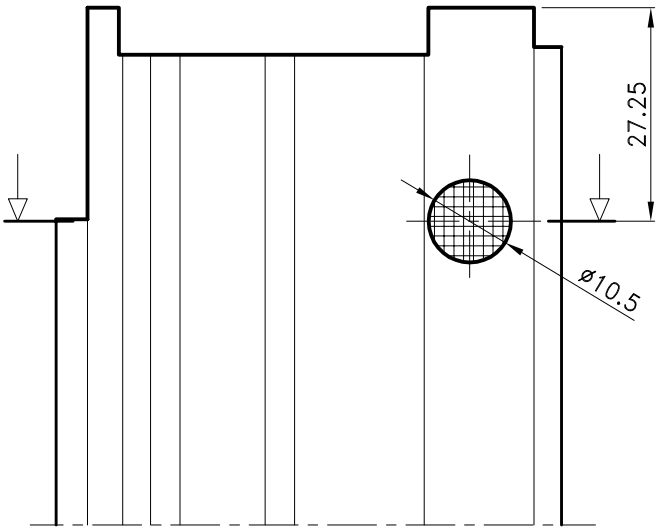

OBRADA PROFILA PREČKE
ZA VEZNIK 710.066

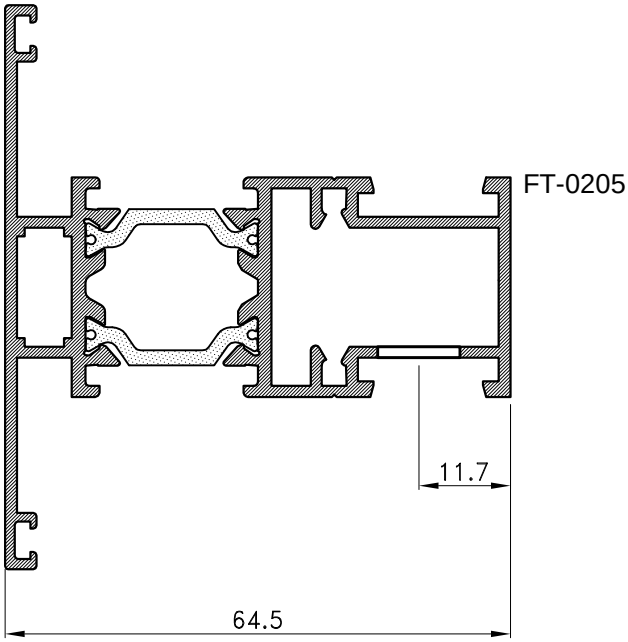

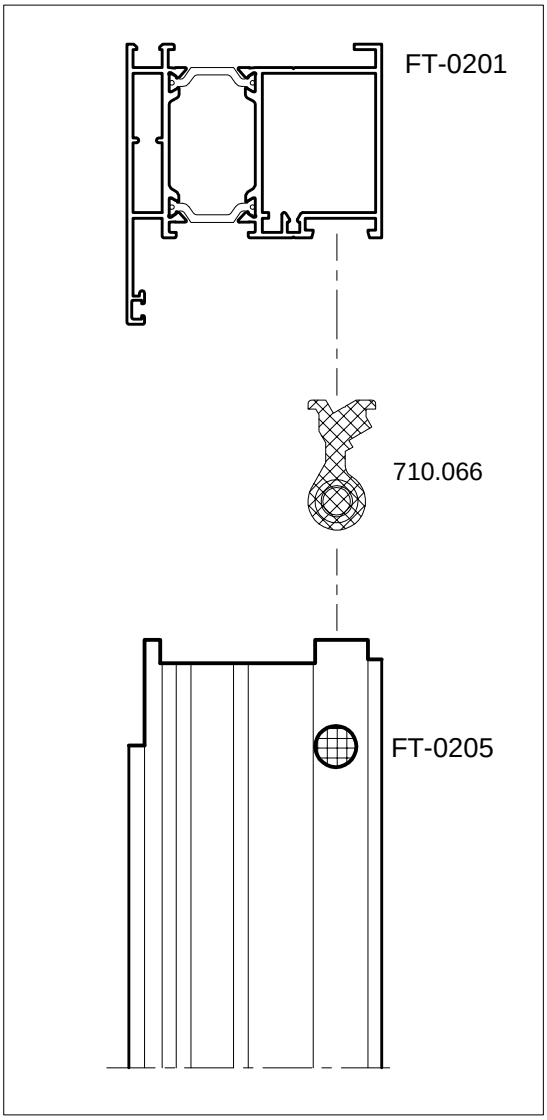

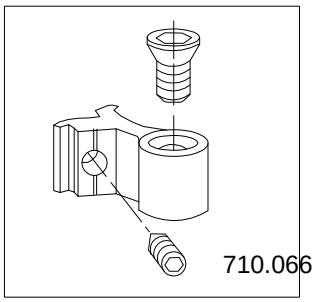

SPAJANJE PROFILA RAMA FT-0201 VEZNICIMA

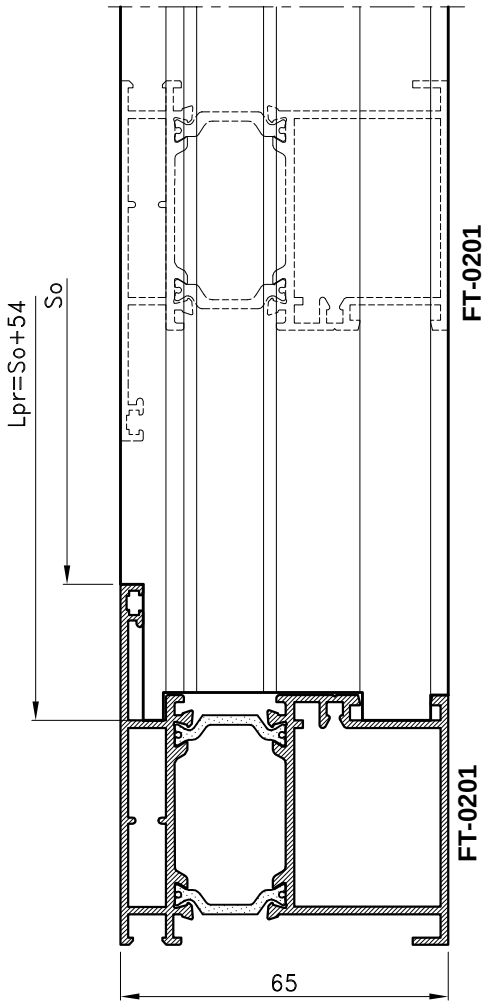

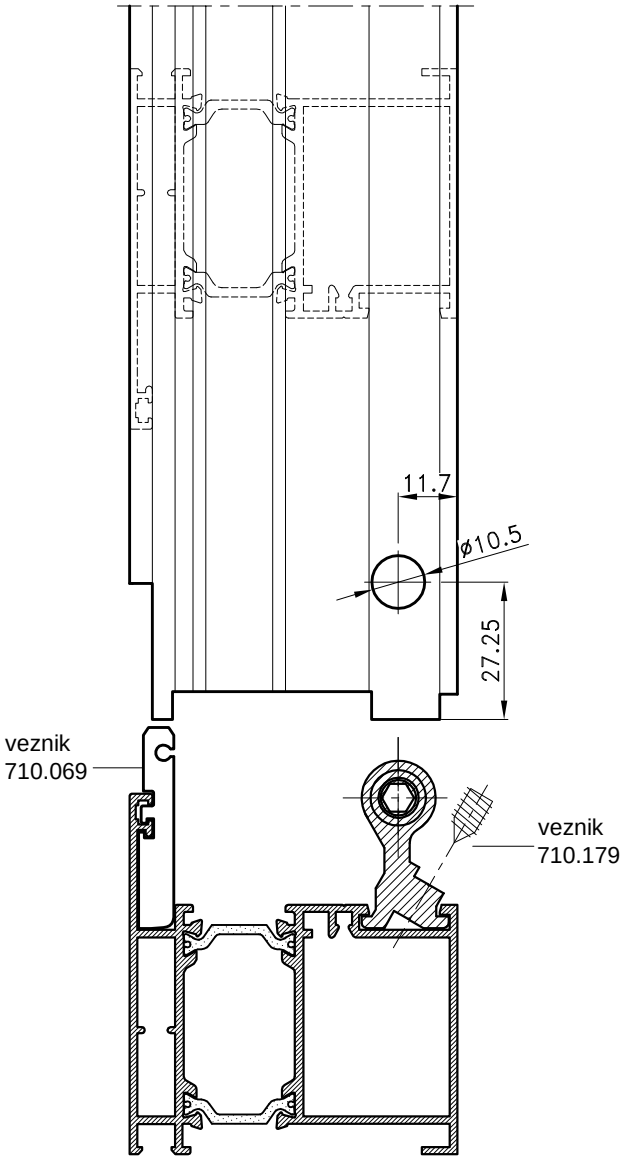

Mjera pilanja profil FT-0201:

Lpr=So /svijetli otvor/ + 54 mm

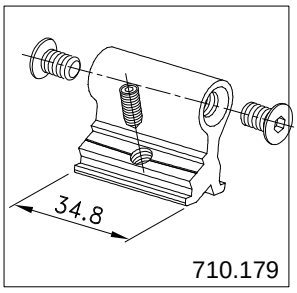

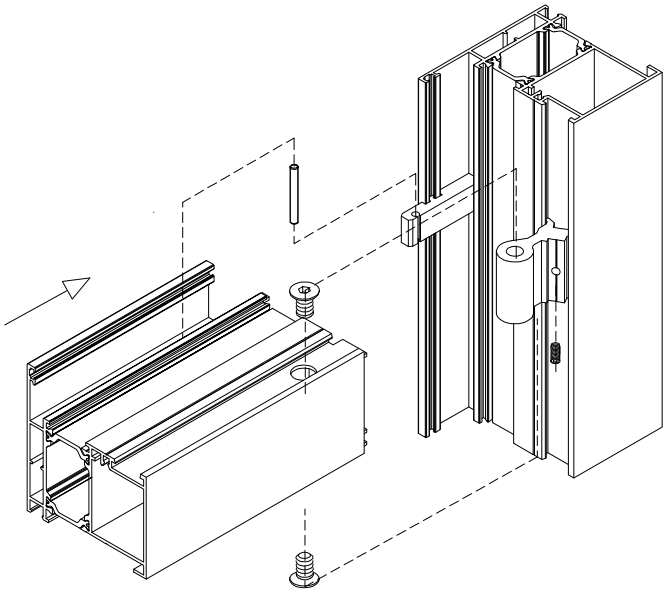

SPAJANJE PROFILA PREČKE FT-0205 VEZNICIMA

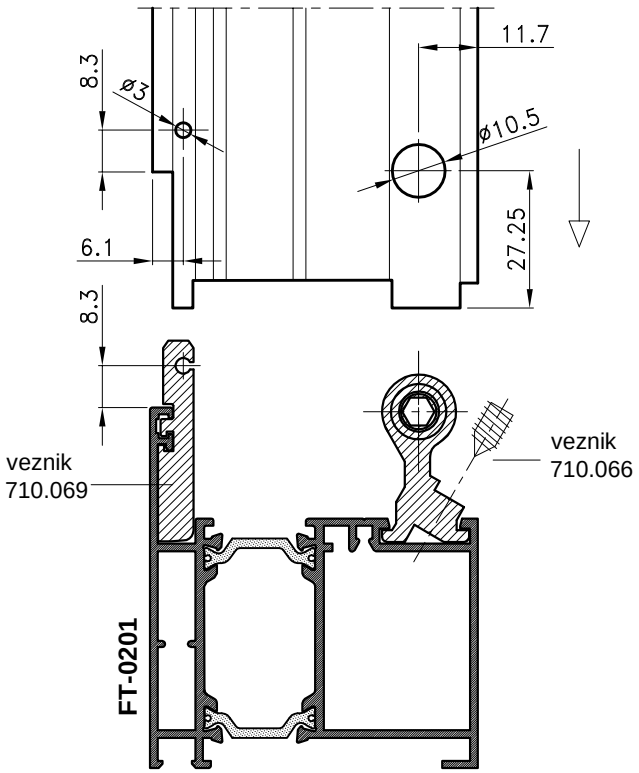

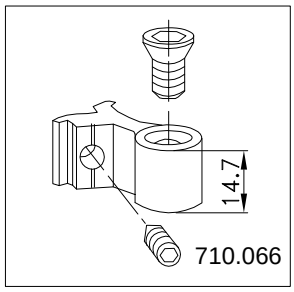

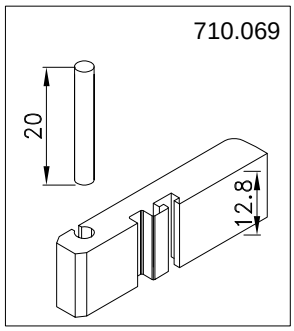

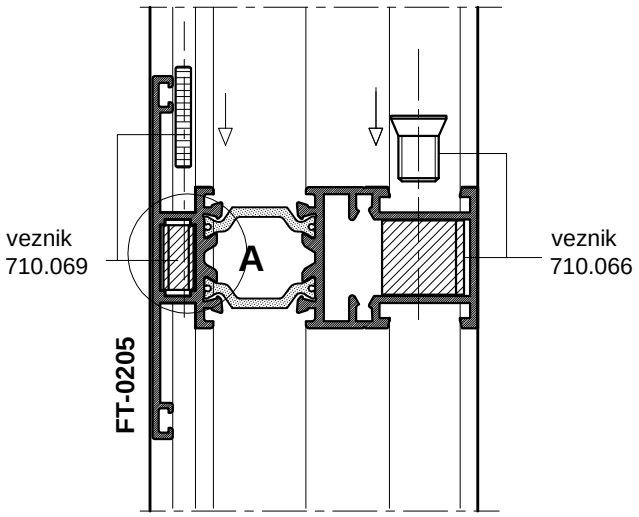

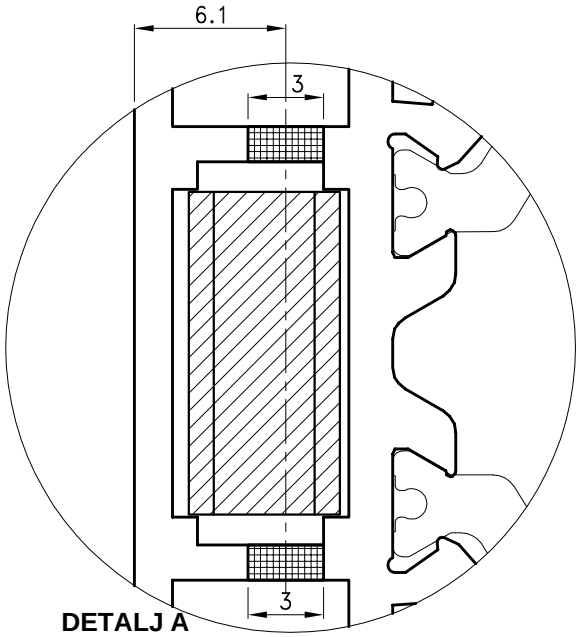

DETALJ A
M 5:1

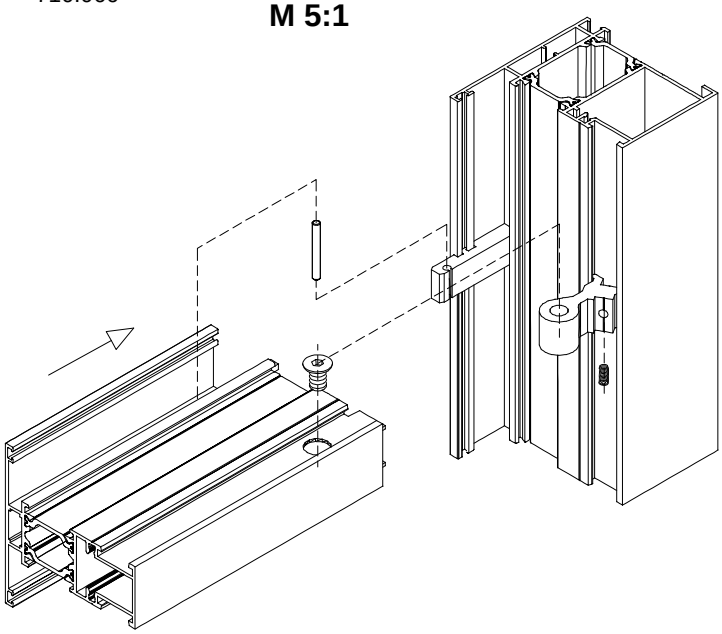

SPAJANJE PROFILA PREČKE FT-0206 VEZNICIMA

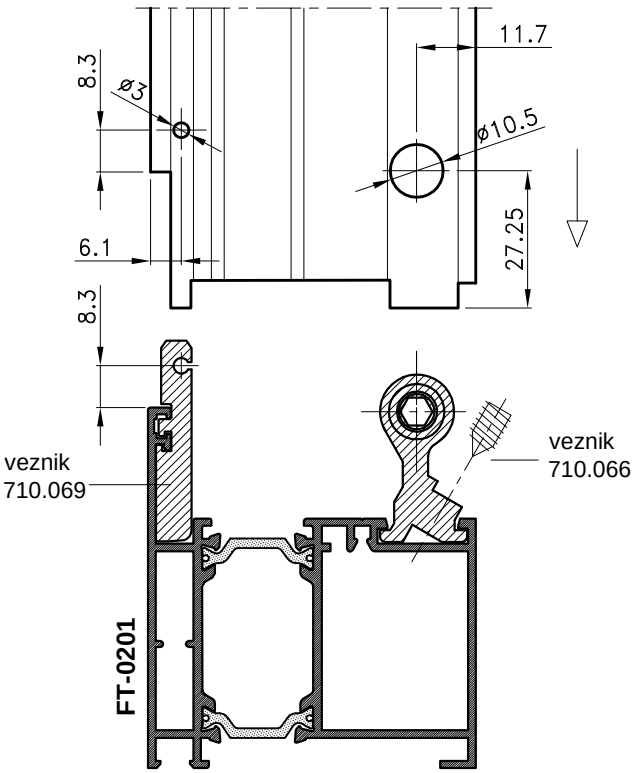

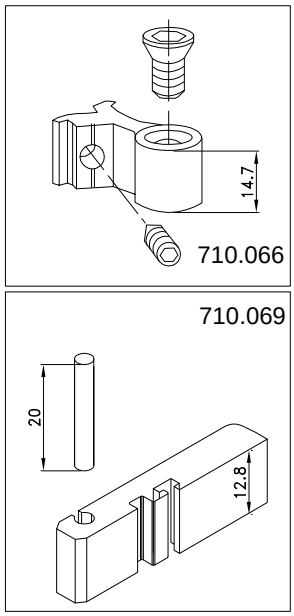

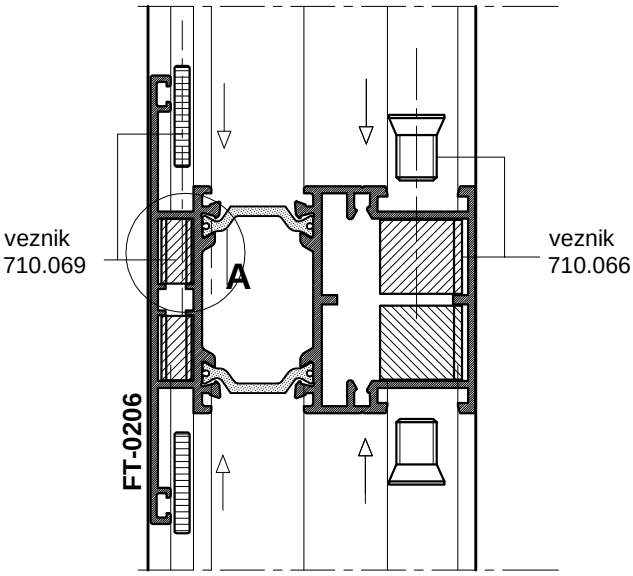

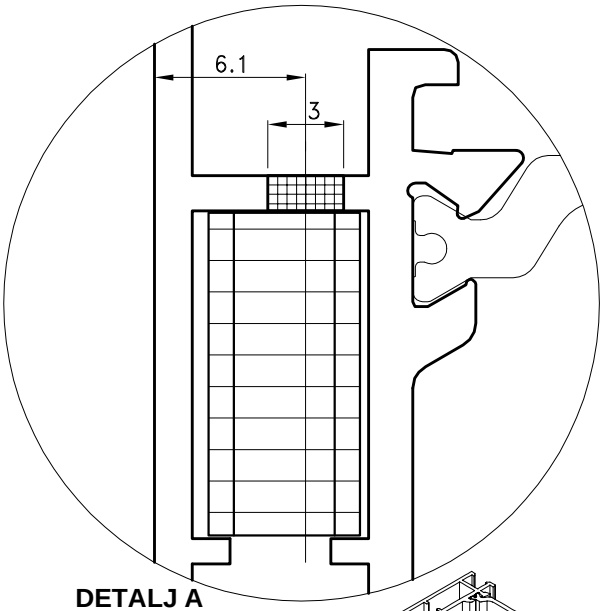

DETALJ A
M 5:1

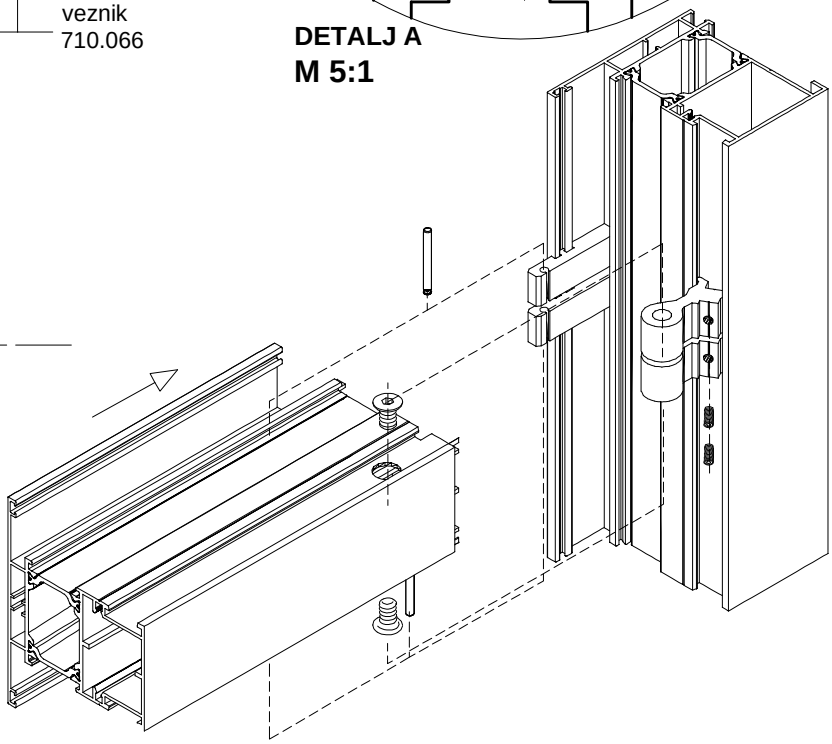

SPAJANJE PROFILA PREČKE FT-0207 VEZNICIMA

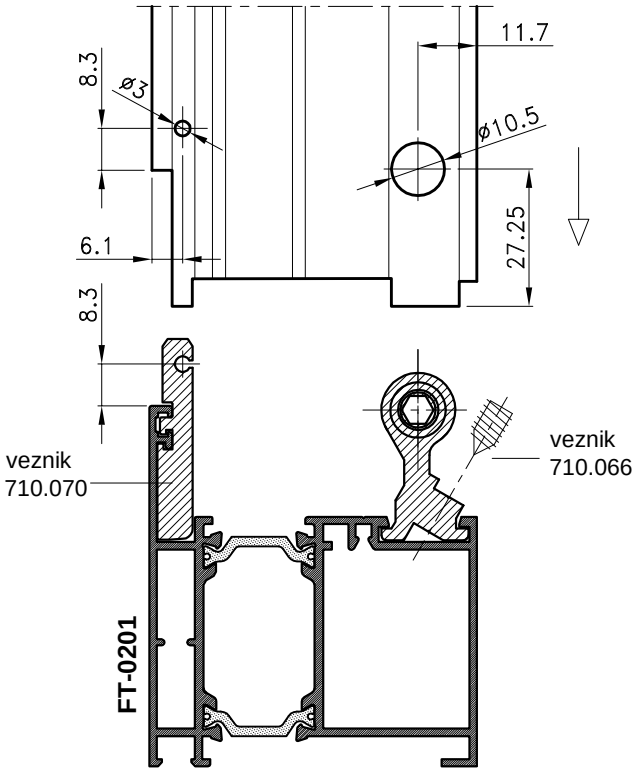

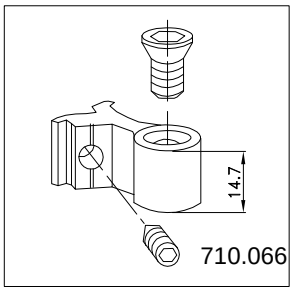

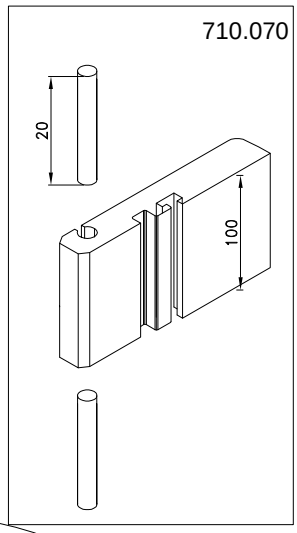

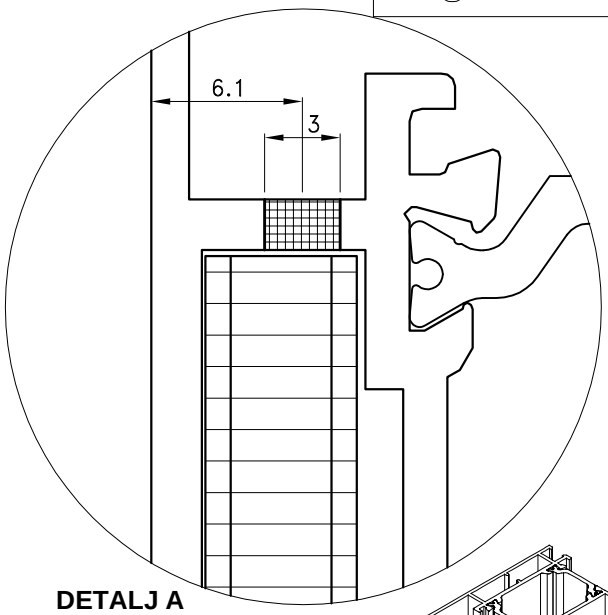

DETALJ A
M 5:1

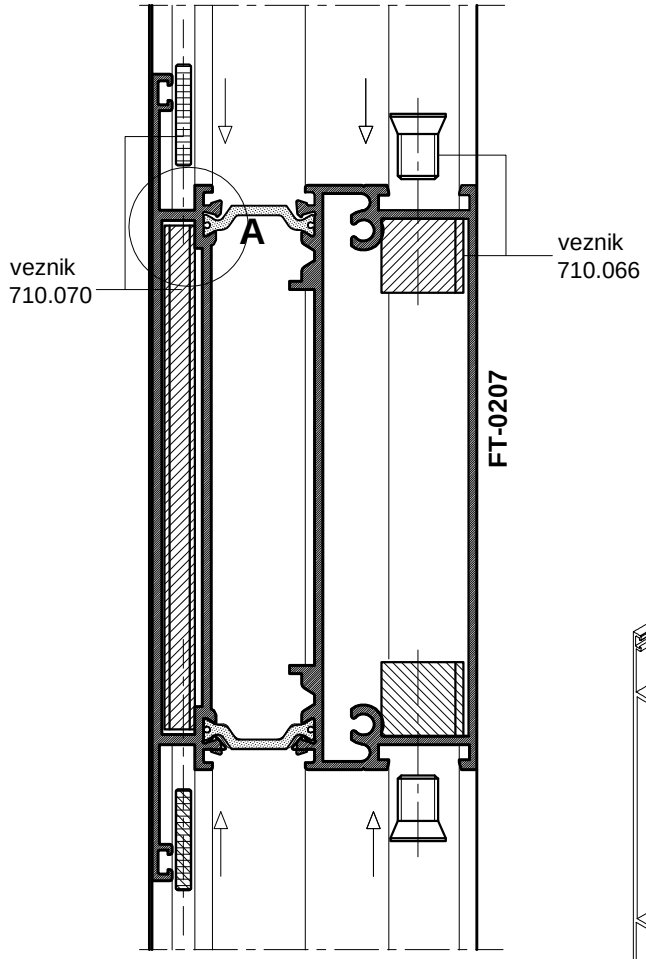

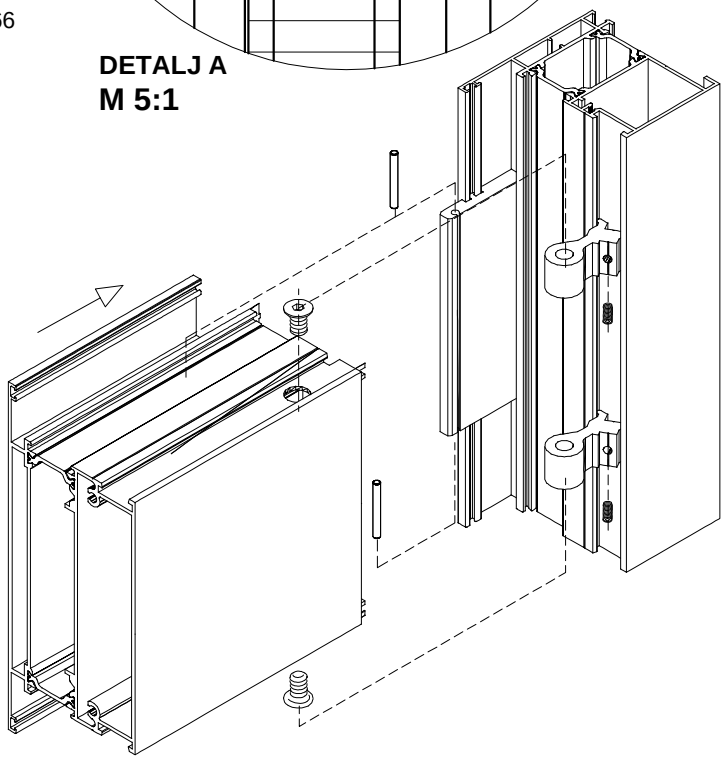

SPAJANJE PROFILA PREČKE FT-0205 i FT-0206 VEZNICIMA

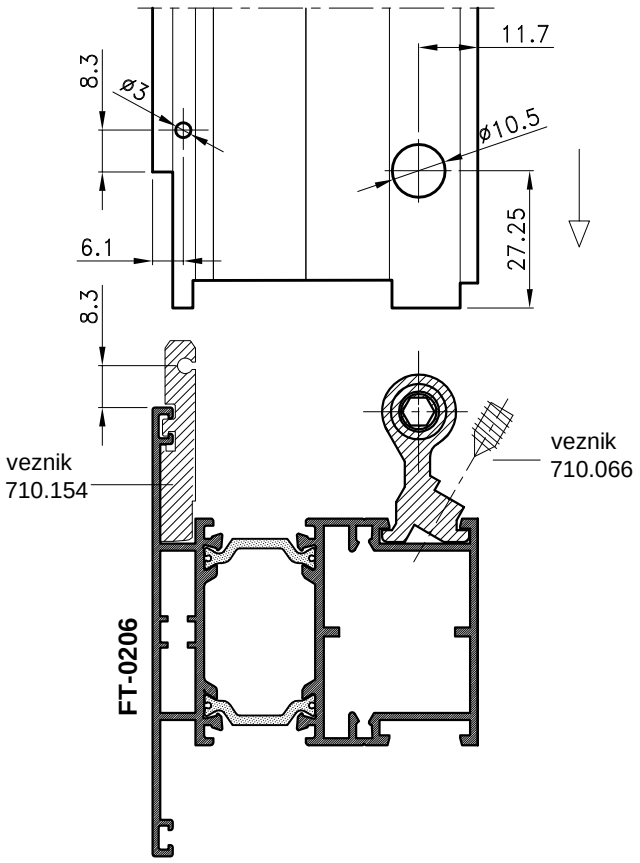

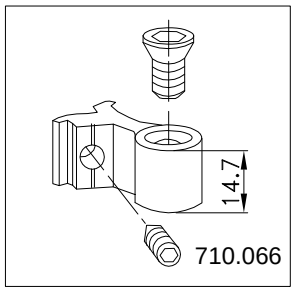

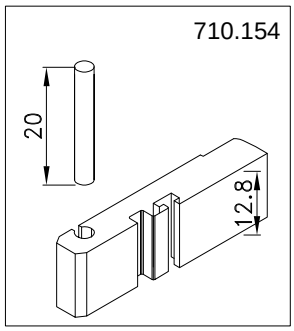

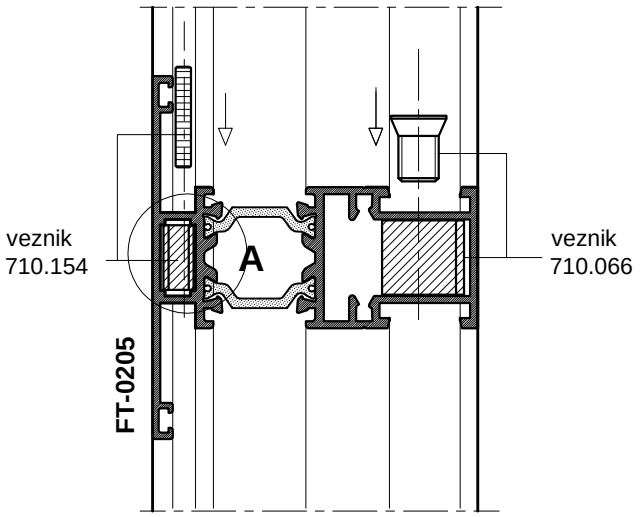

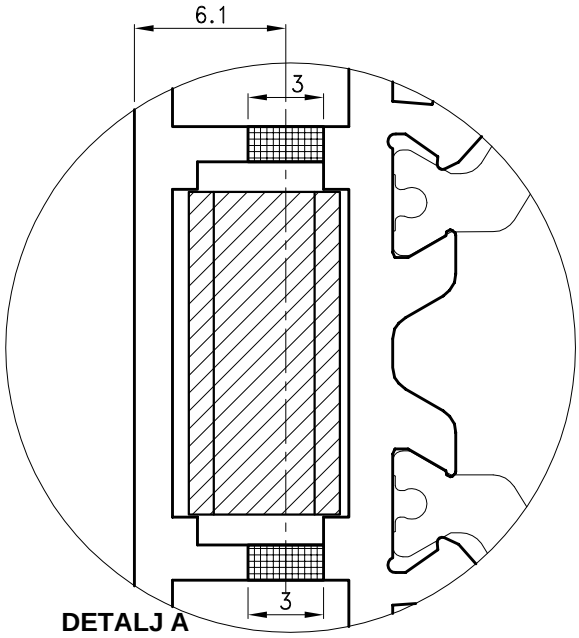

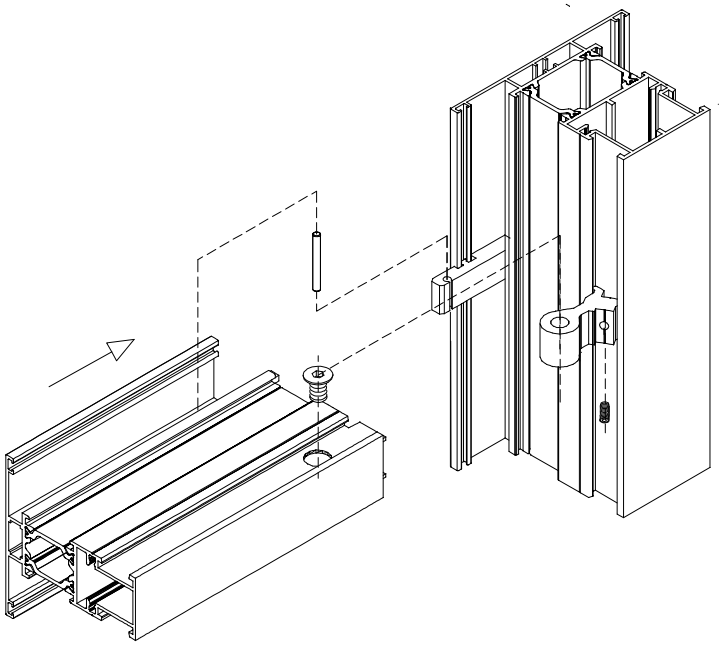

SPAJANJE PROFILA PREČKE FT-0206 VEZNICIMA

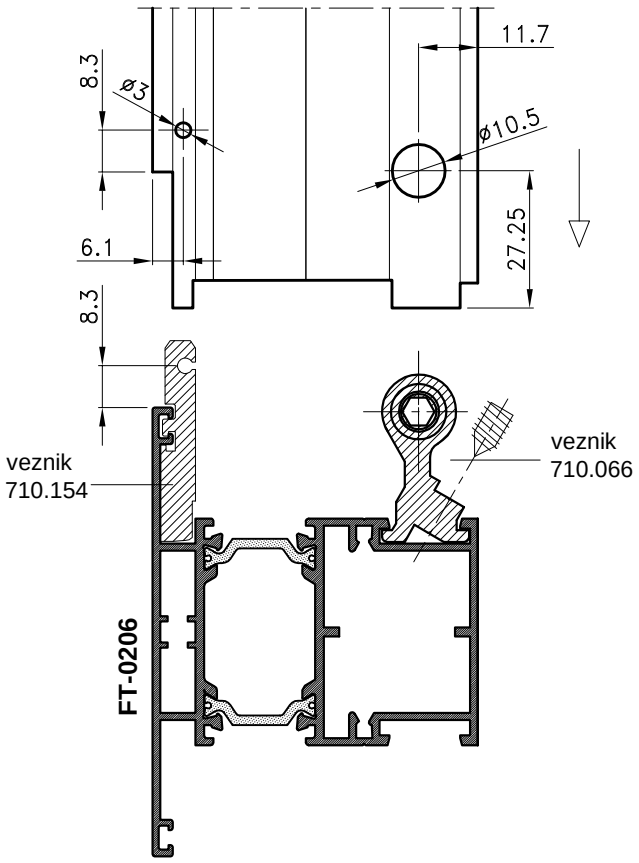

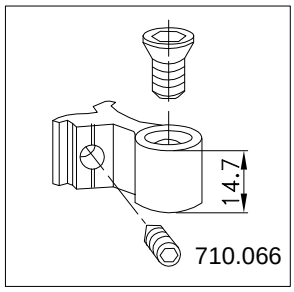

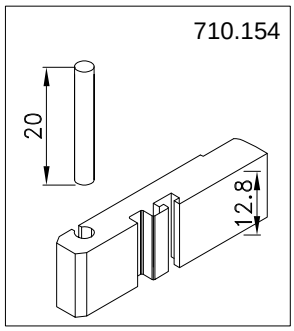

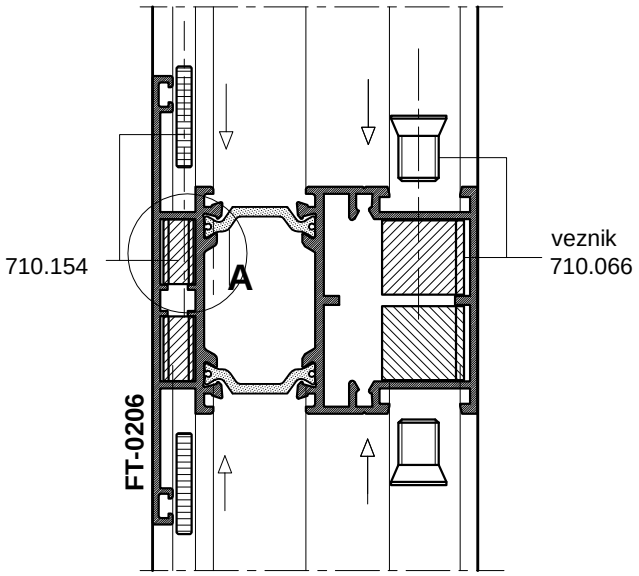

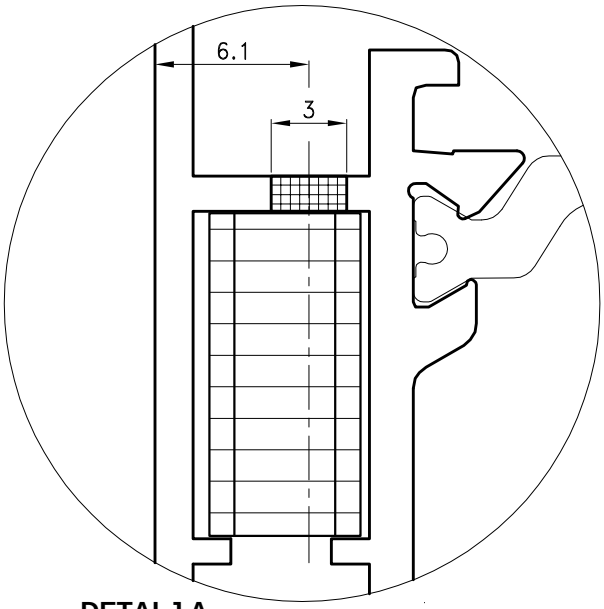

DETALJ A
M 5:1

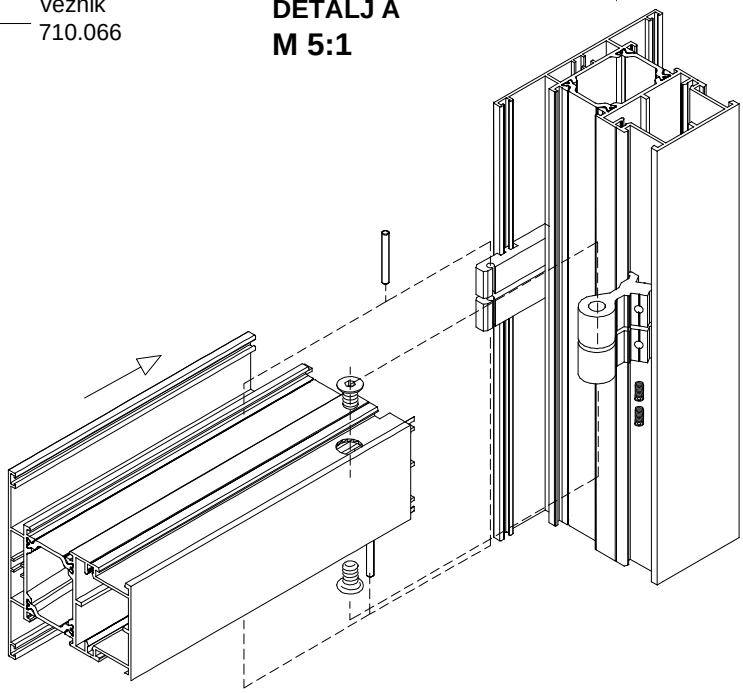

UGRADNJA PROFILA FT-0288

PRESJEK

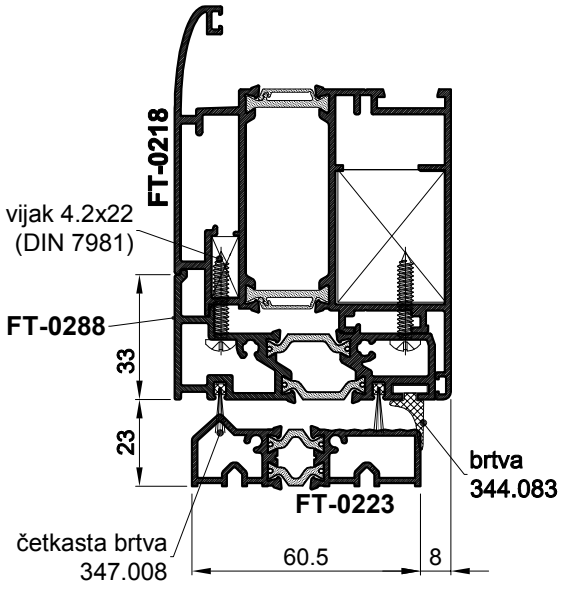

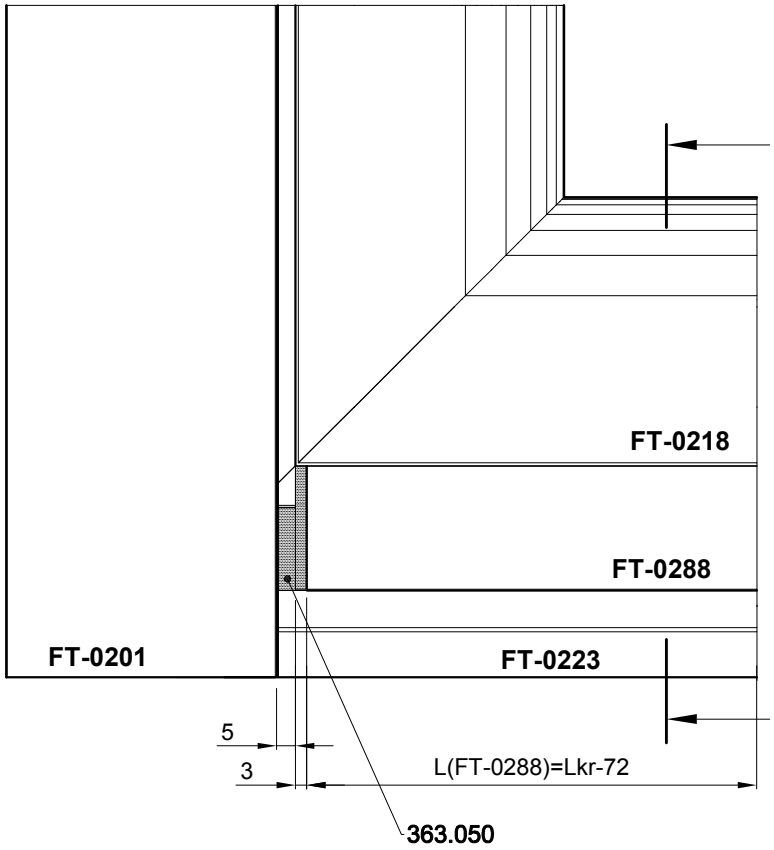

- Profil FT-0288 se pila ravno

  Mjera pilanja L(FT-0288) = Lkr-72

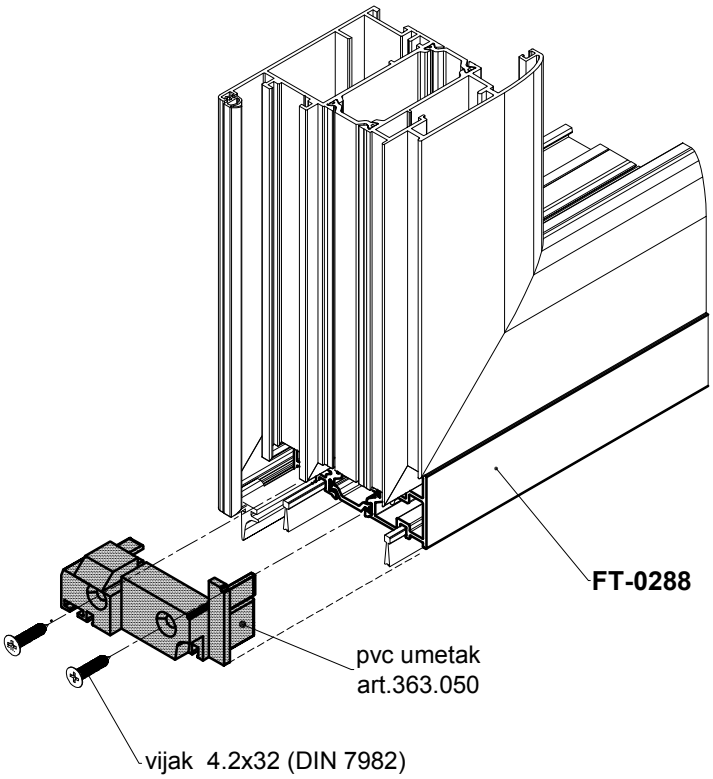

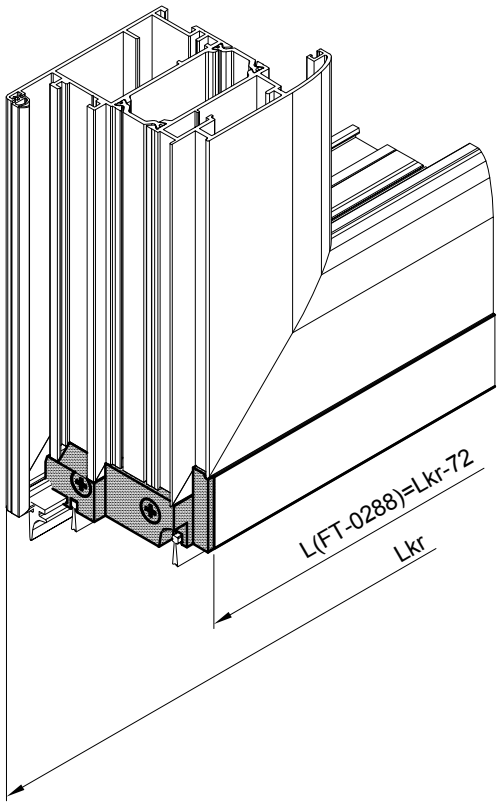

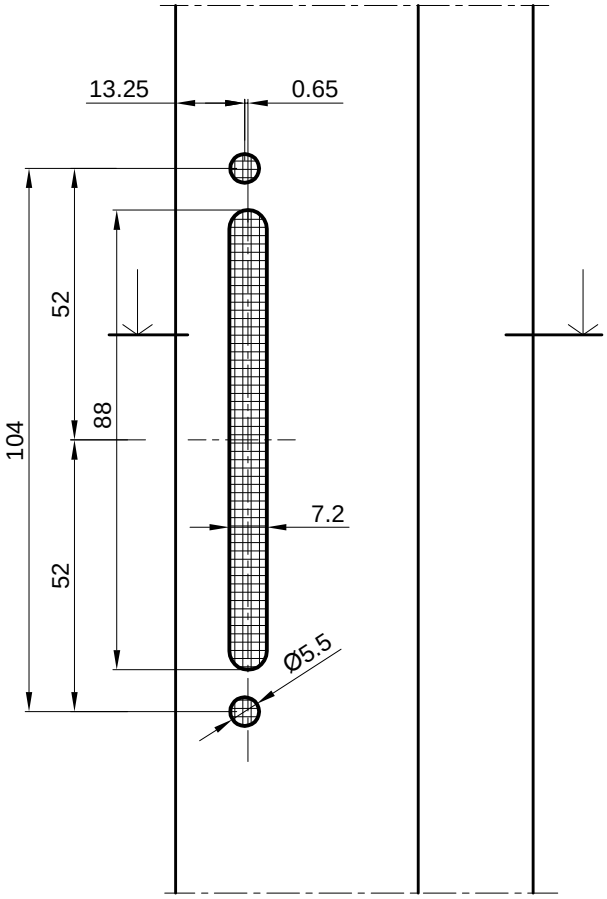

OBRADA PROZORSKOG PROFILA KRILA
ZA UGRADNJU RUČKE

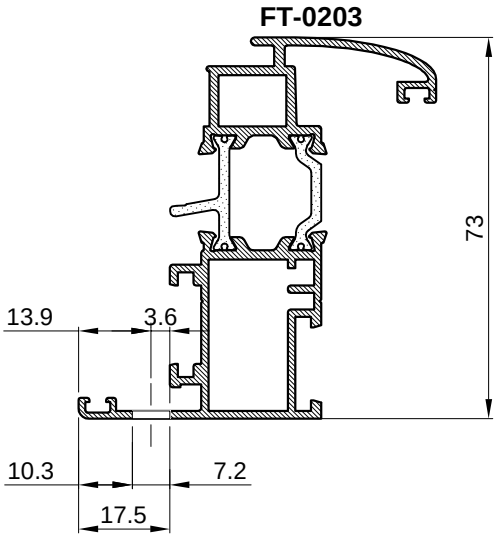

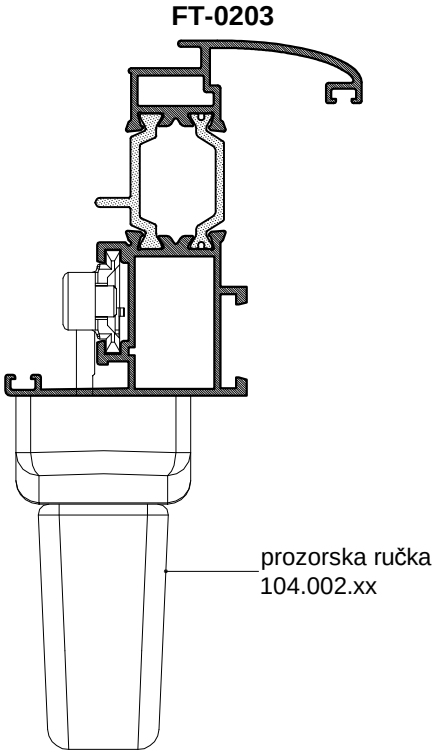

- *ZA ZAOKRETNO I OTKLOPNO-ZAOKRETNO OTVARANJE*
- *OBRADA JE ISTA ZA SVE PROFILE KRILA ZA PROZORE*

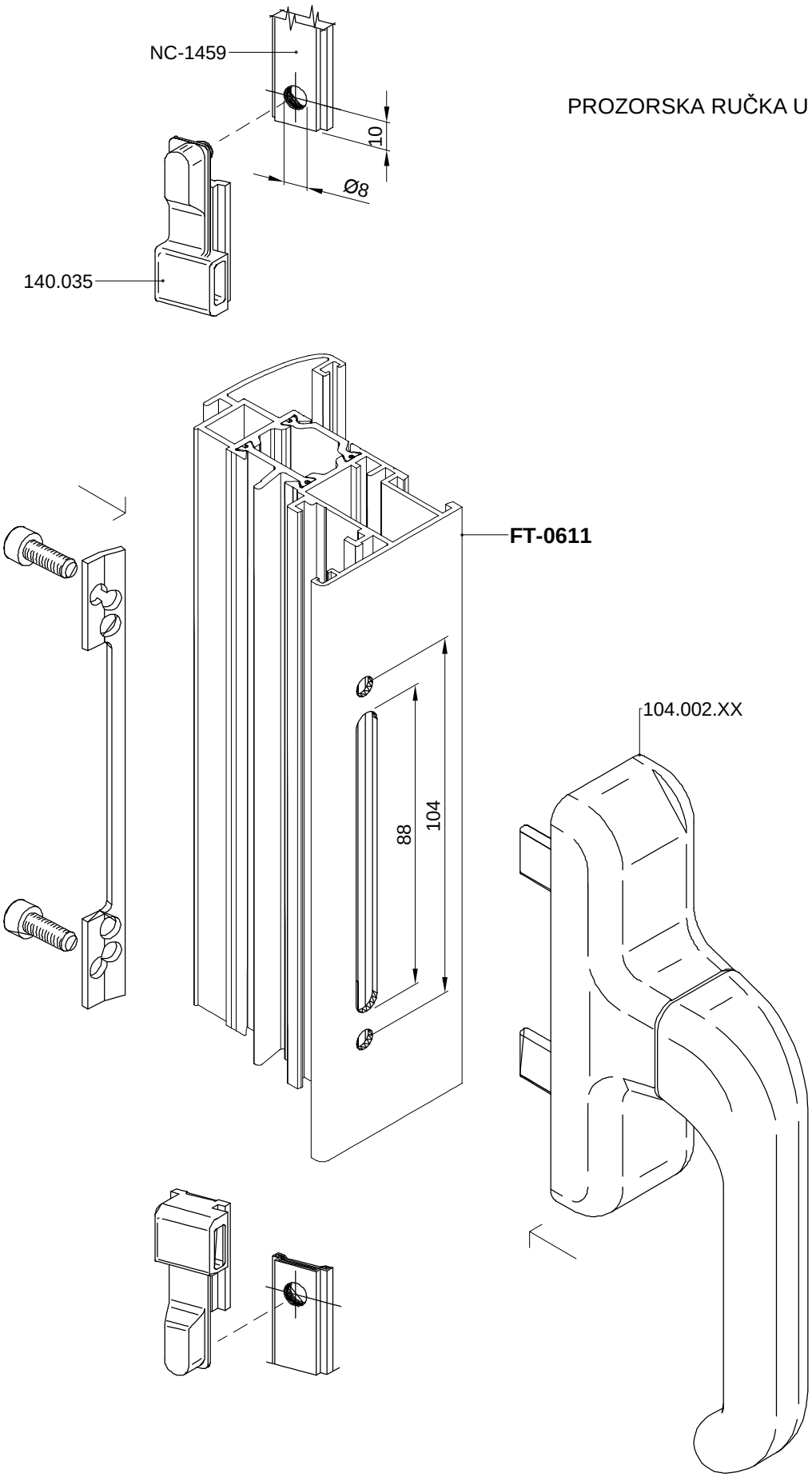

PROZORSKA RUČKA U SKLOPU

PRIKAZ BRAVE, ULOŠKA BRAVE I RUČKE (stublina) U SKLOPU VRATA

Otvaranje unutra

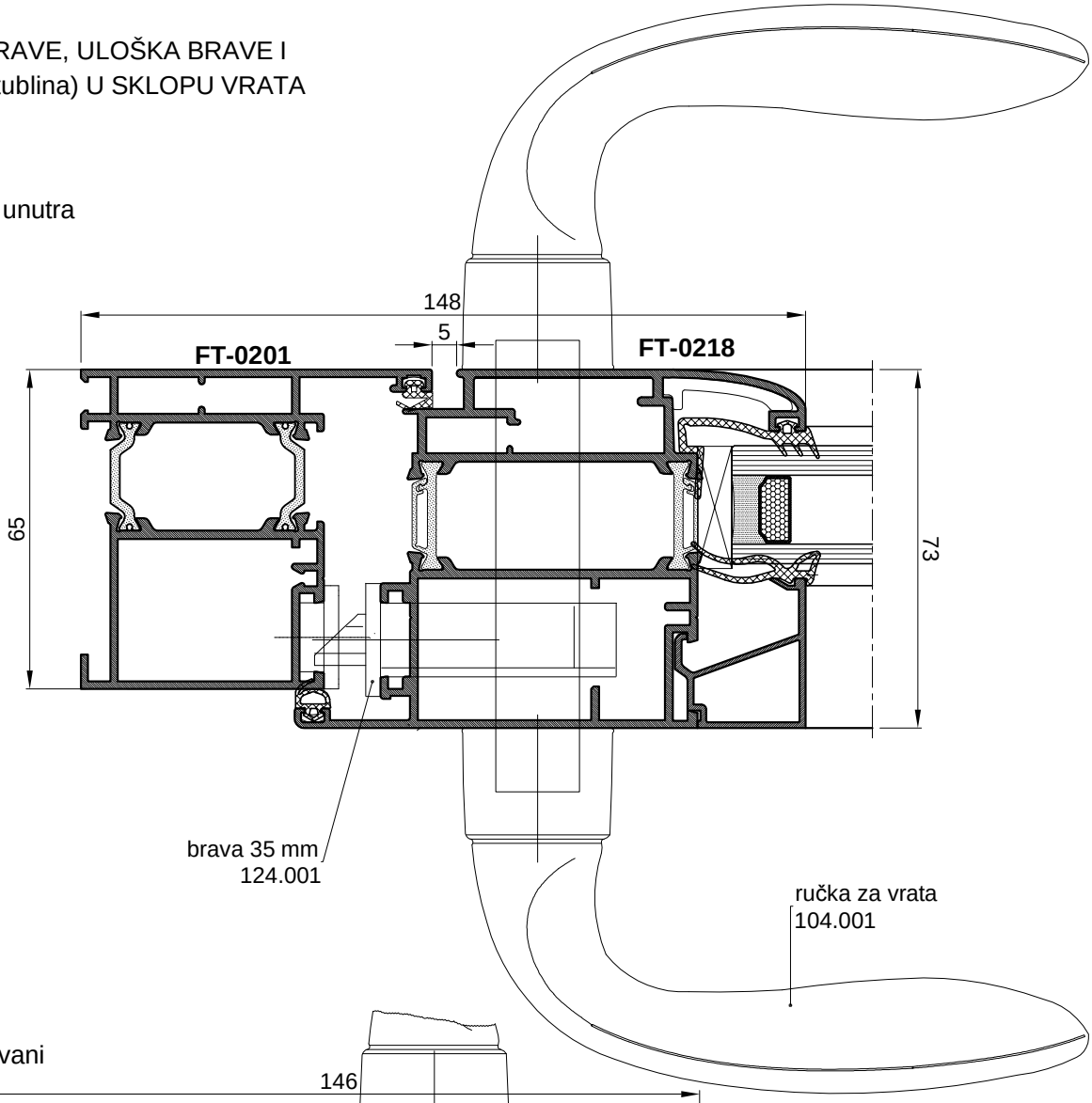

Otvaranje vani

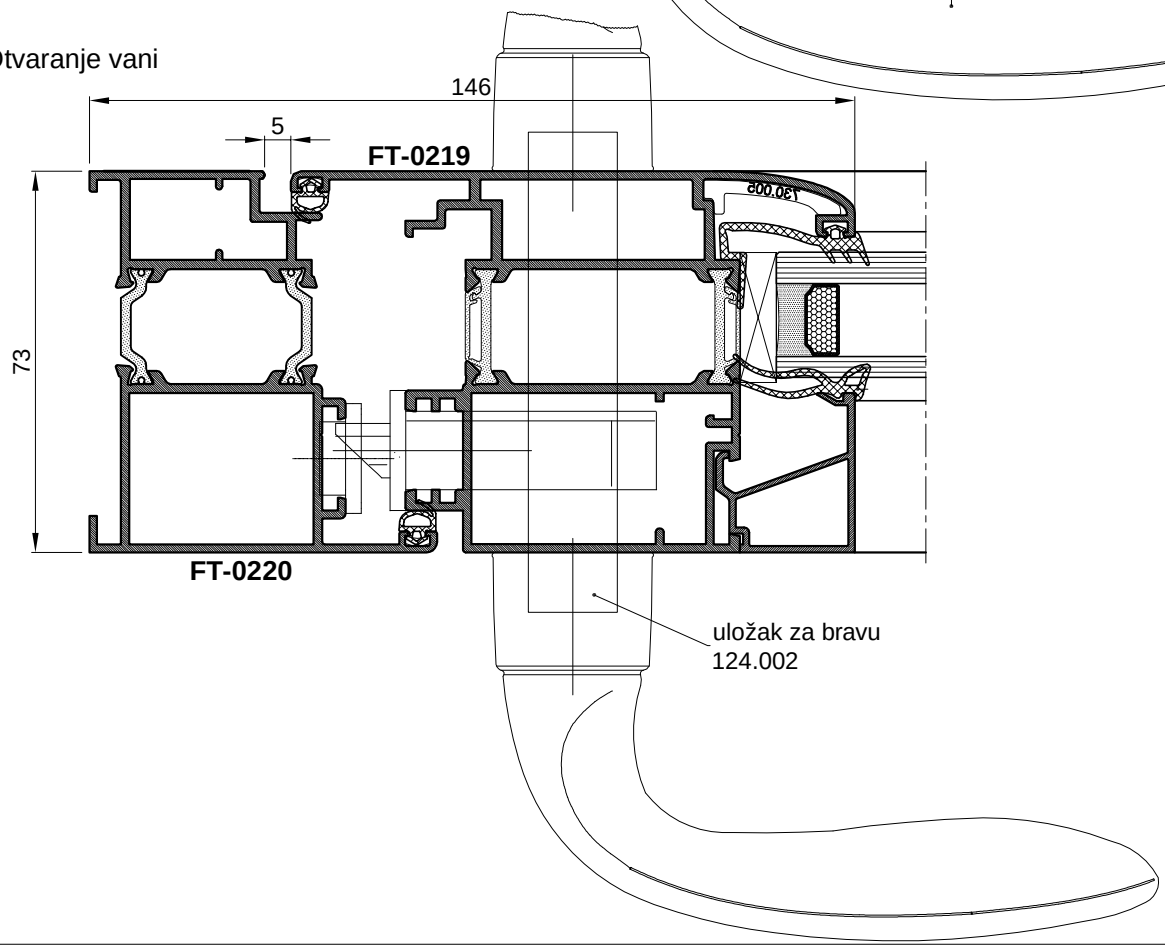

OBRADA PROFILA KRILA VRATA (otvaranje unutra) ZA BRAVU 124.001 I RUČKU 104.001(stublina)

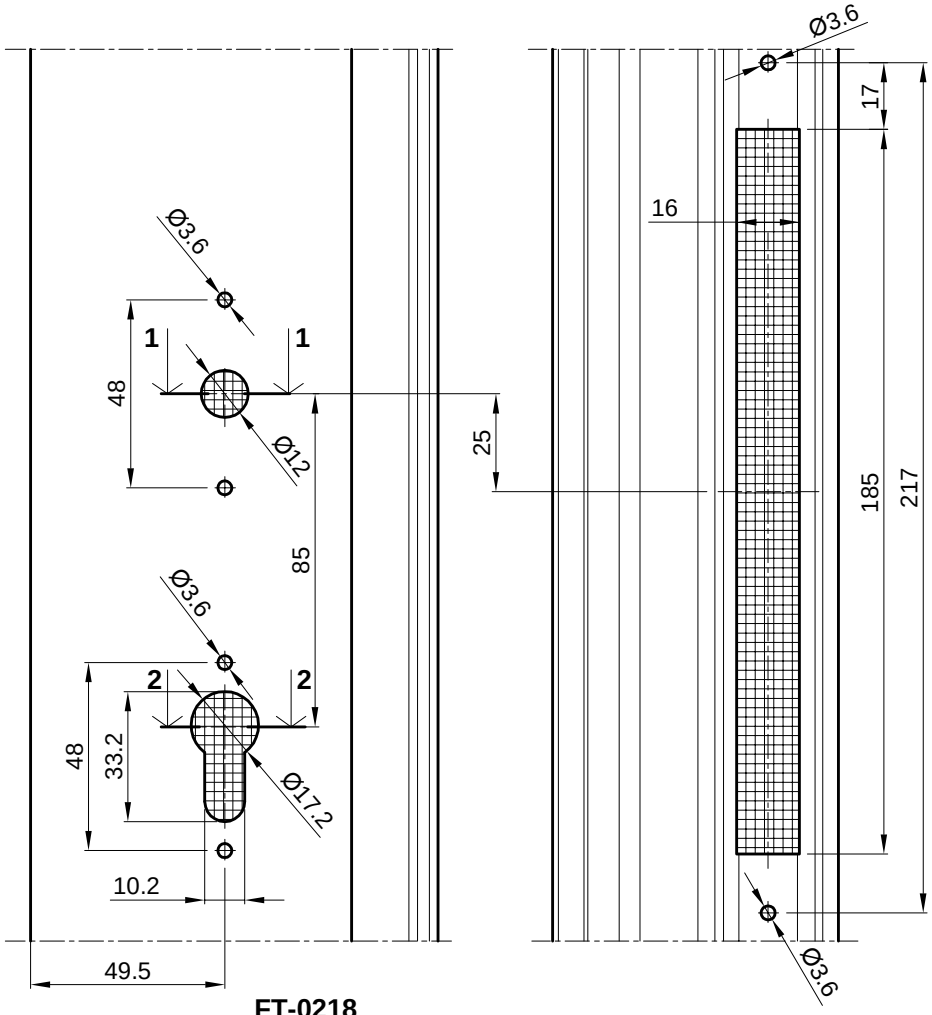

PRESJEK 1-1

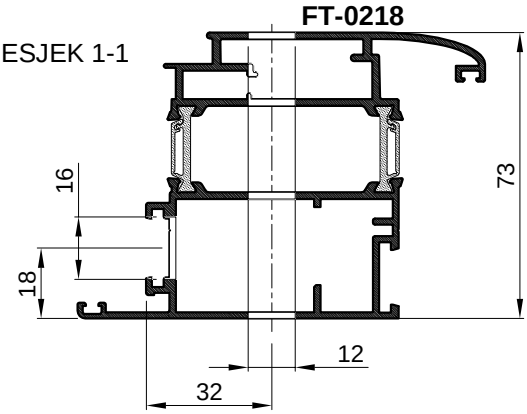

PRESJEK 2-2

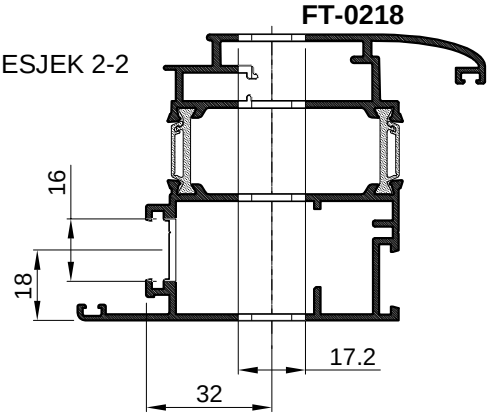

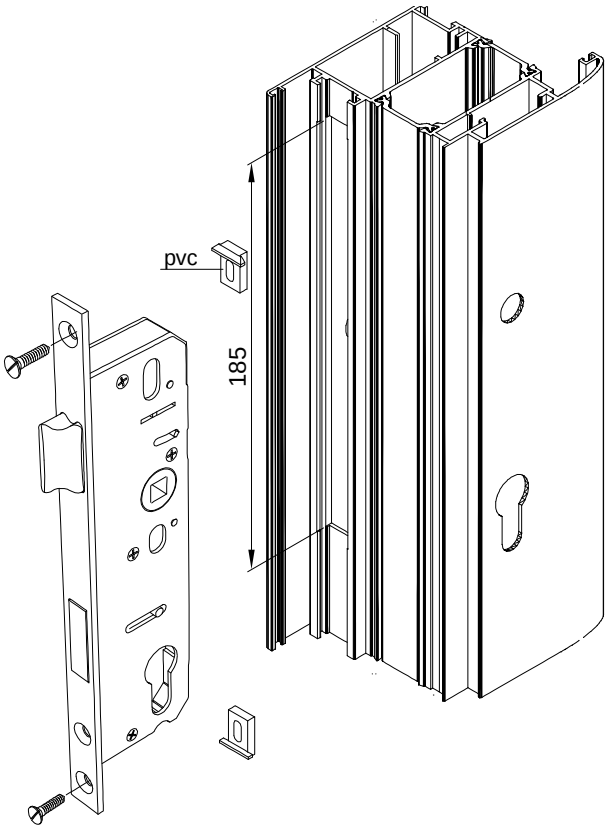

OBRADA PROFILA KRILA VRATA (otvaranje vani) ZA BRAVU 124.001 I RUČKU 104.001(stublina)

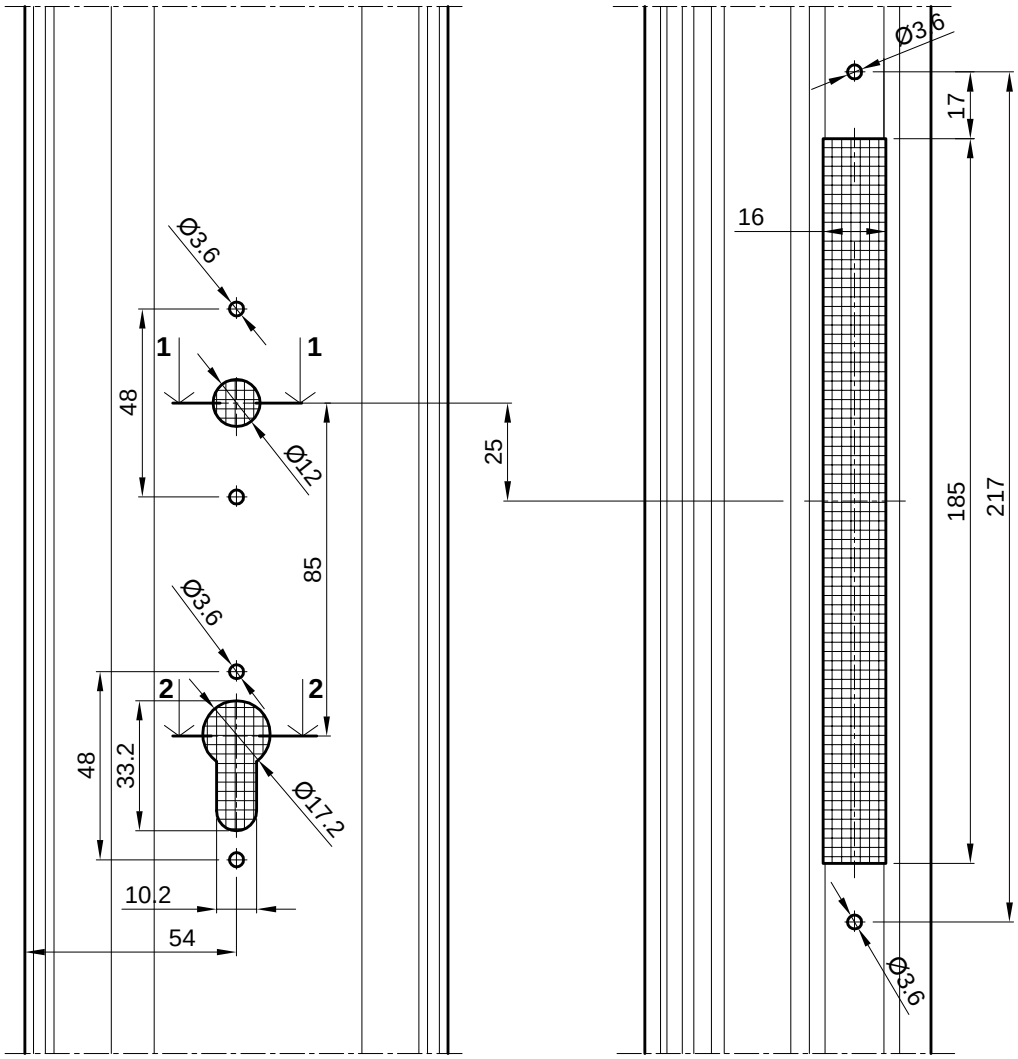

PRESJEK 1-1

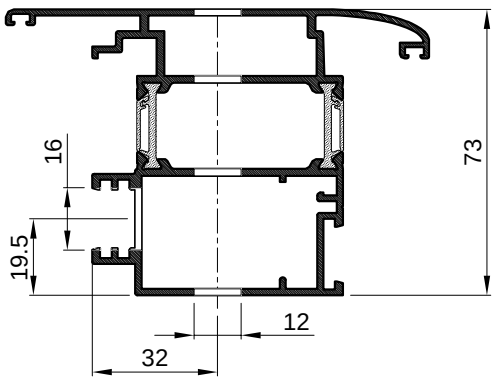

PRESJEK 2-2

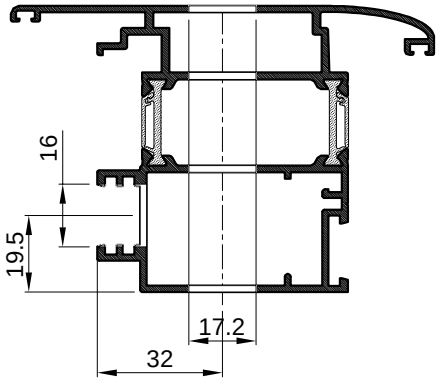

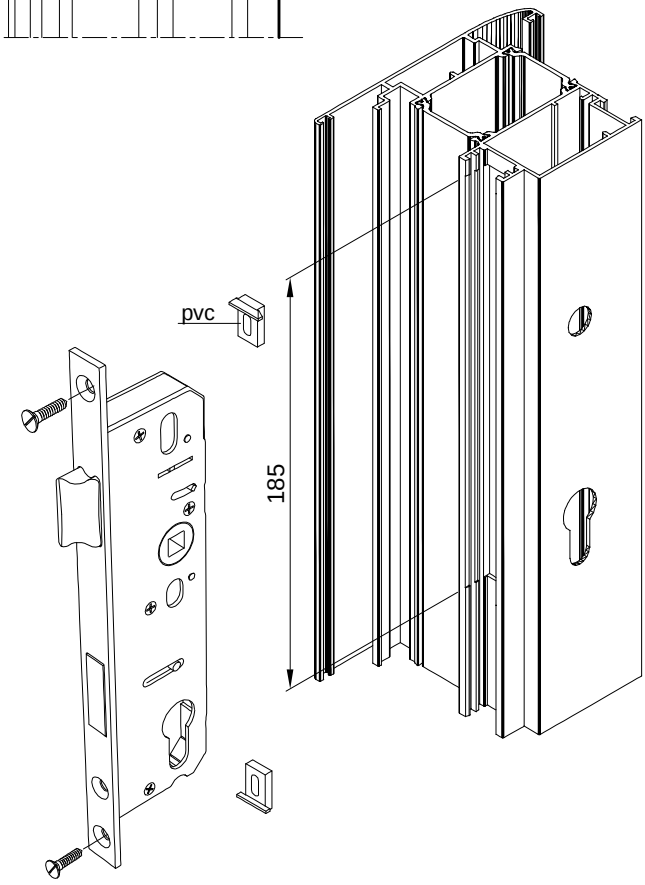

SET USADNIH BAGLAMA- OSNO 60 mm-OTVARANJE UNUTRA

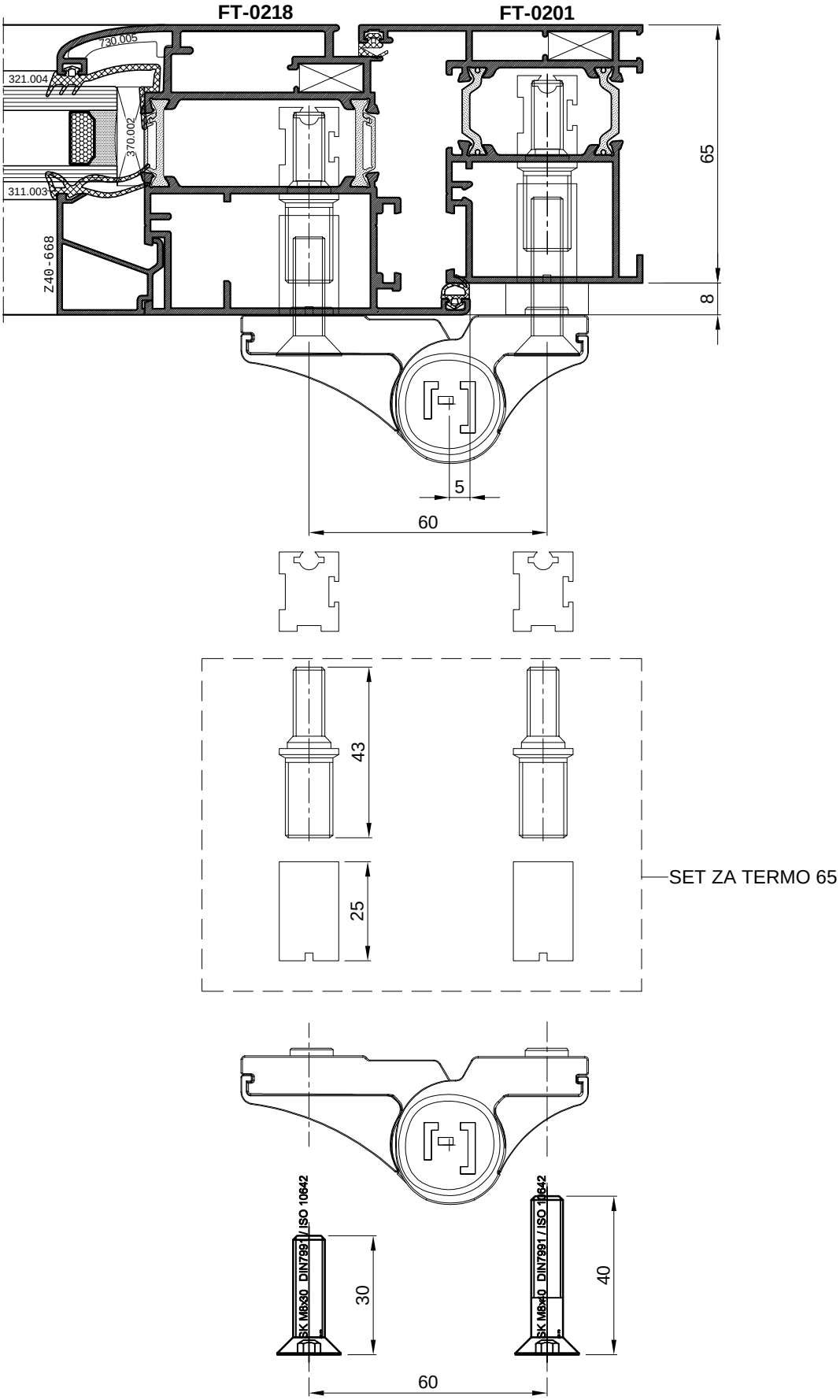

OBRADA ZA SET USADNIH BAGLAMA- OSNO 60 mm-OTVARANJE UNUTRA

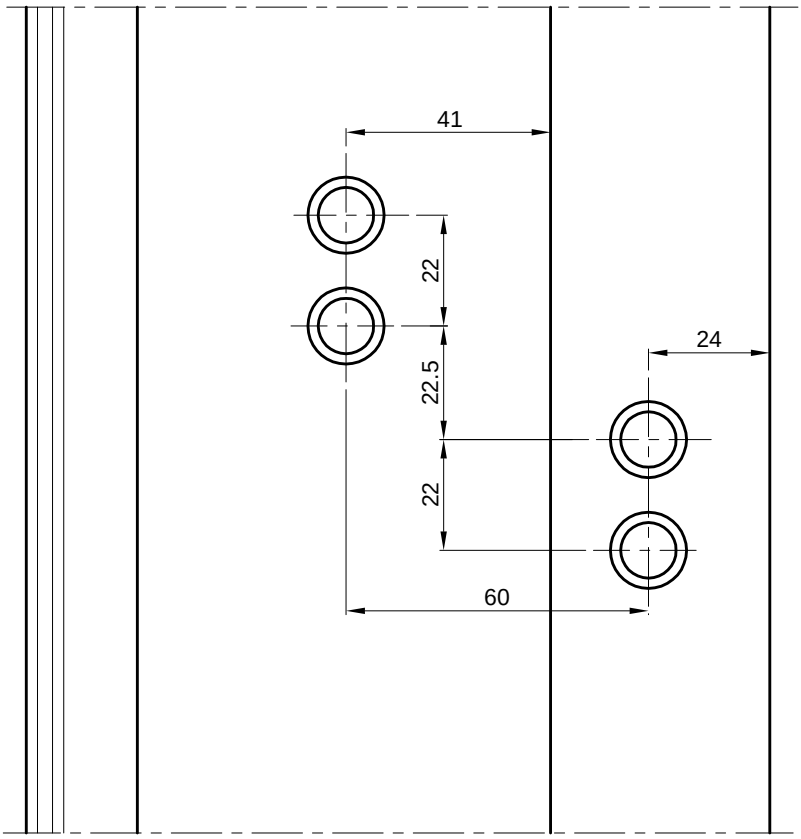

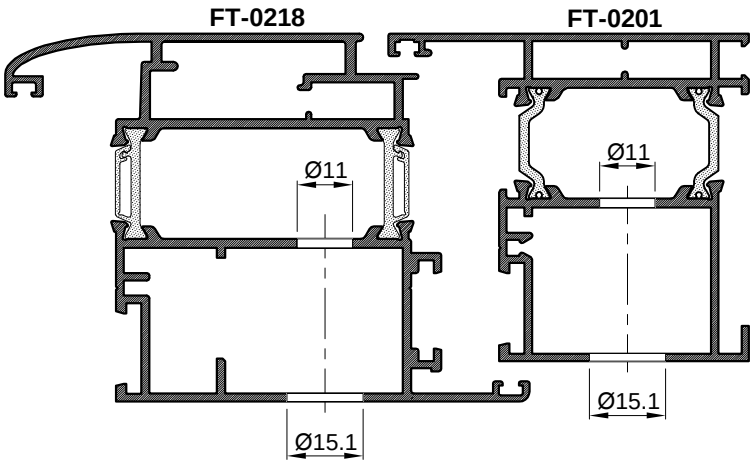

SET USADNIH BAGLAMA- OSNO 70 mm-OTVARANJE VANI

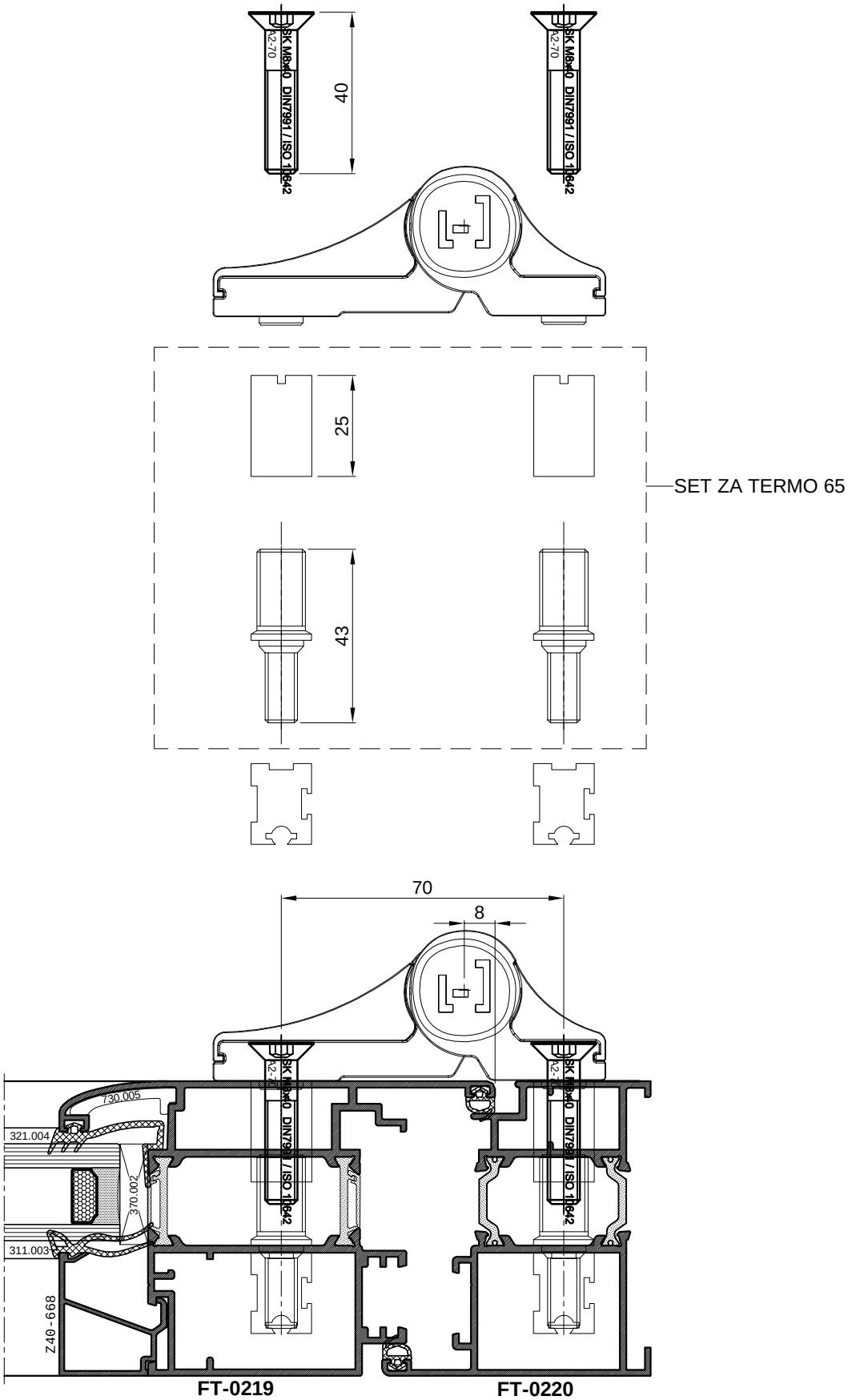

OBRADA ZA SET USADNIH BAGLAMA- OSNO 70 mm-OTVARANJE UNUTRA

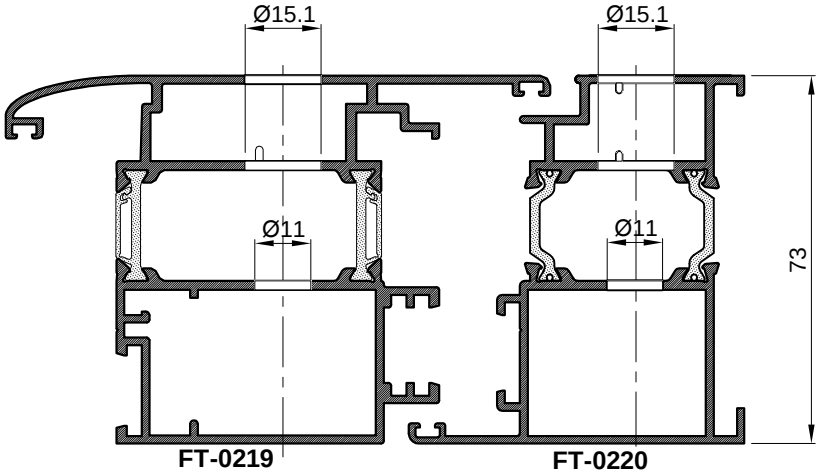

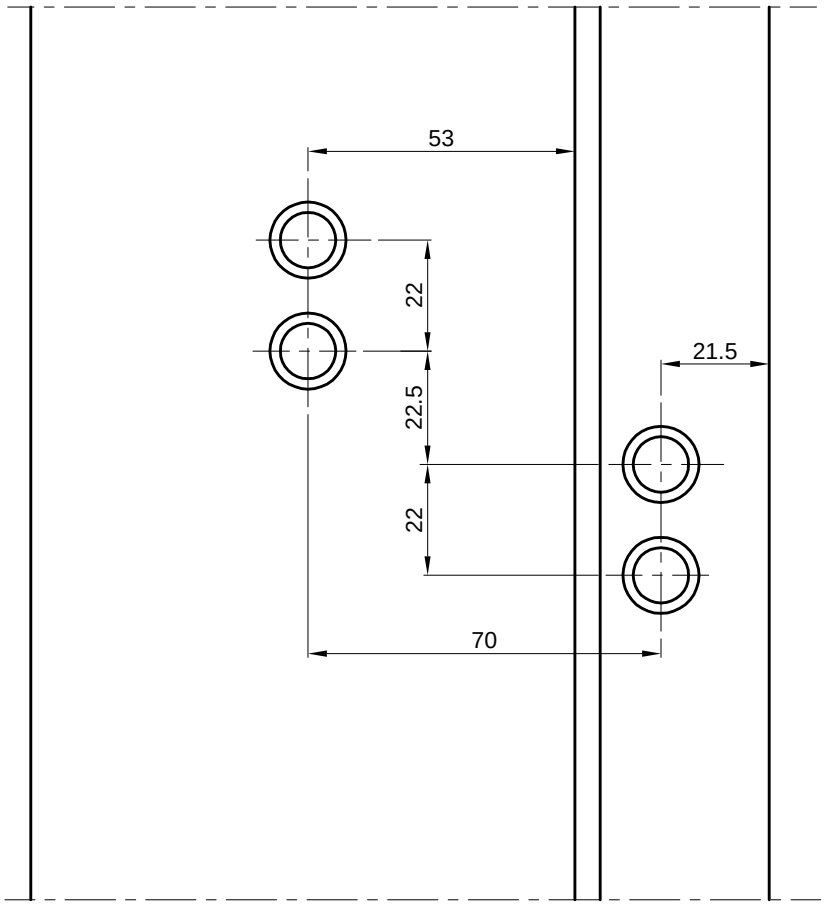

SET USADNIH BAGLAMA- OSNO 96 mm-OTVARANJE VANI

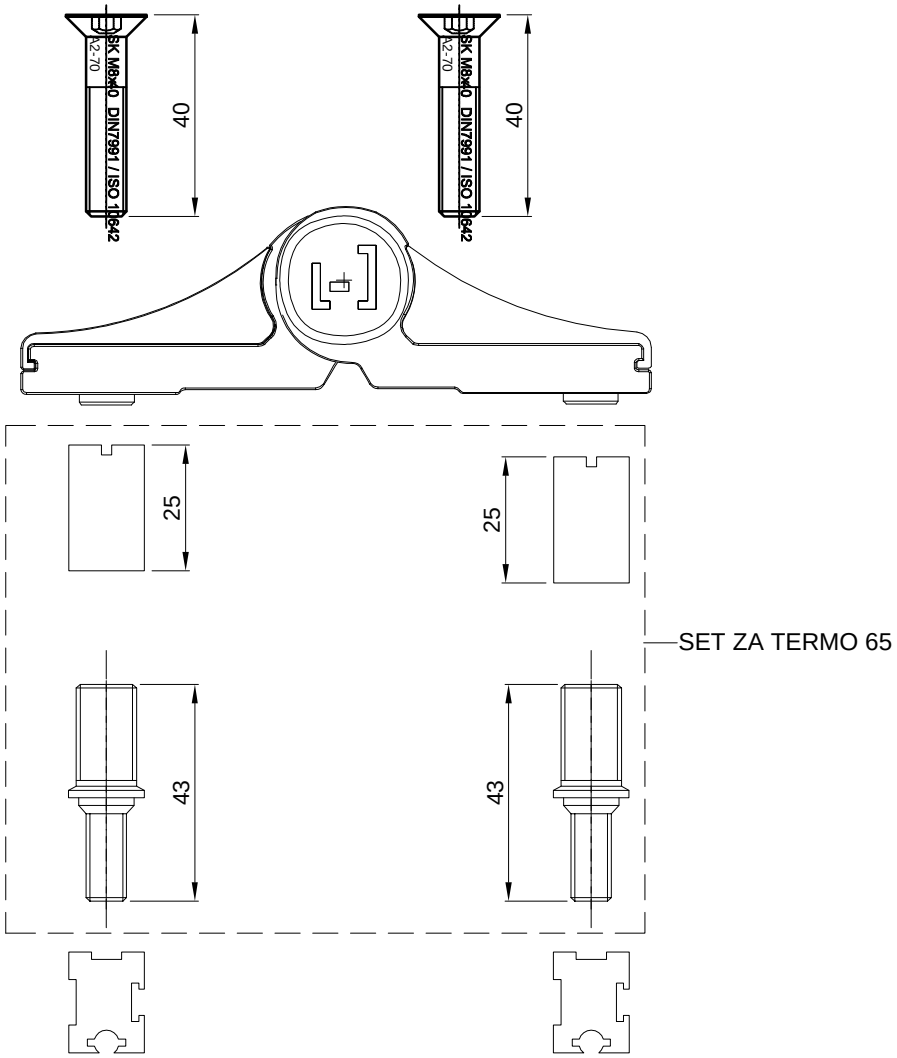

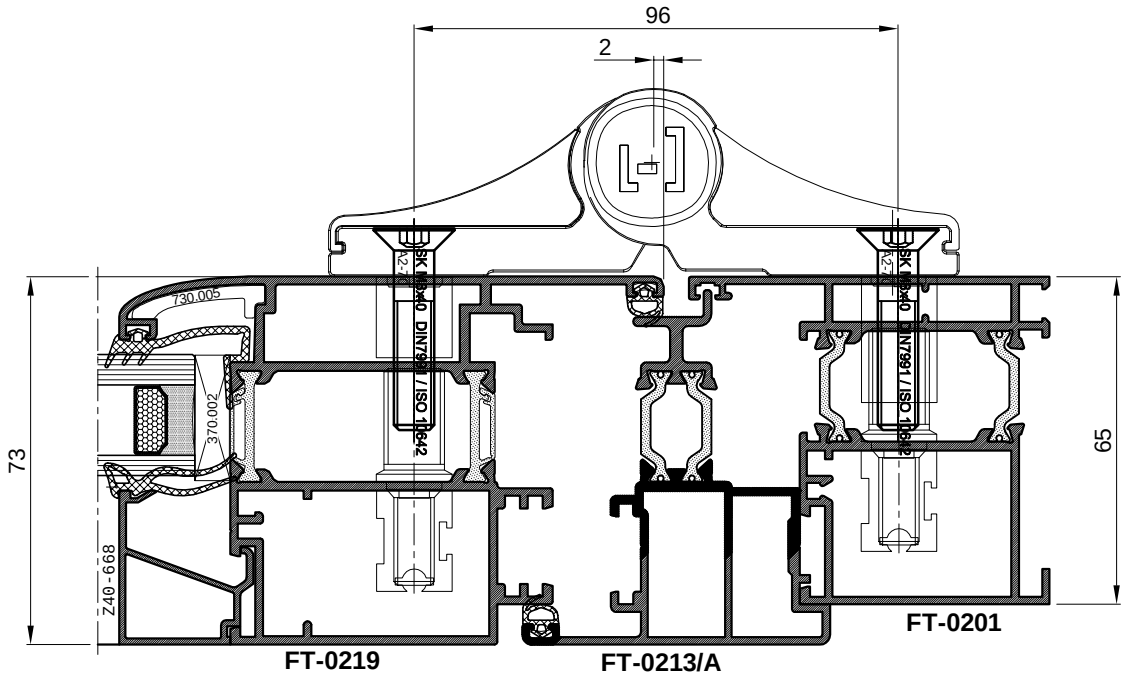

OBRADA ZA BAGLAMA -OSNO 96 - OTVARANJE VANI

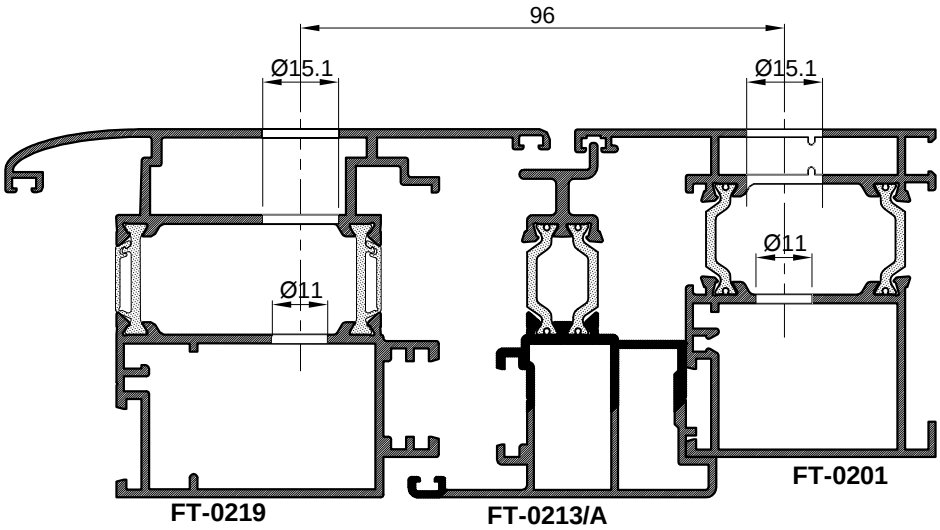

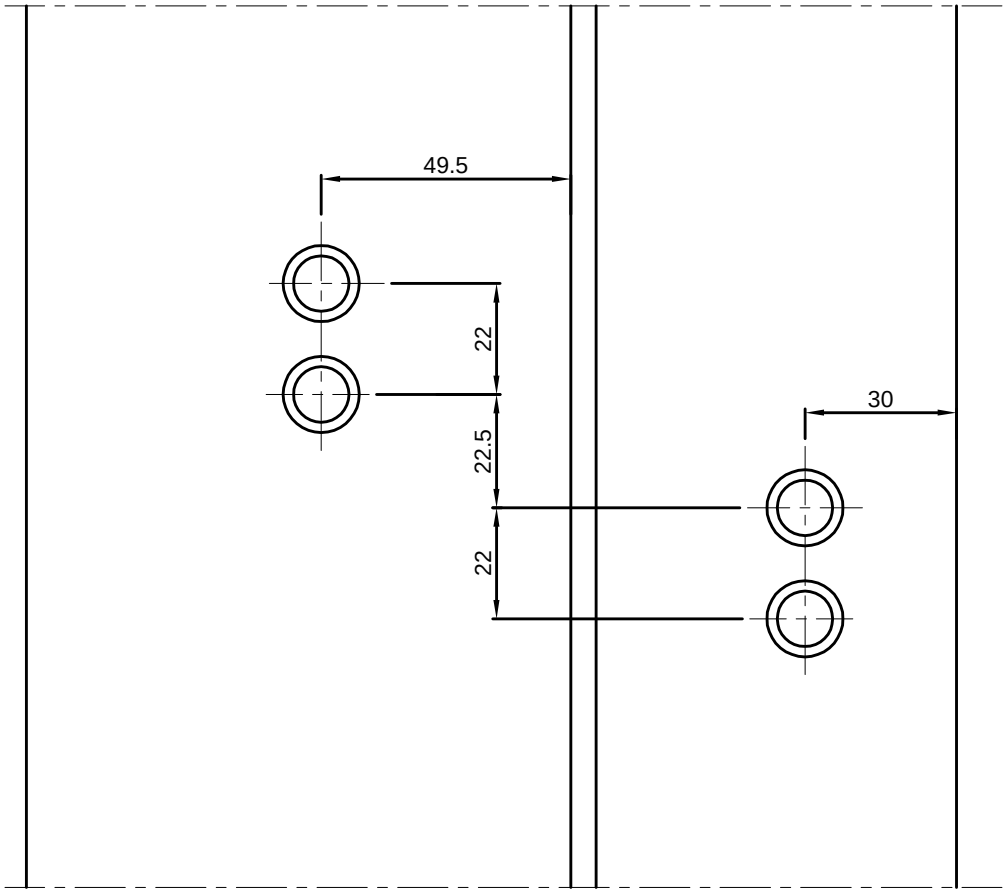

REZNE LISTE

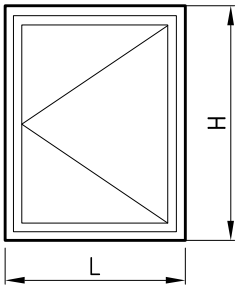

PROFILI		kom	mjera	pilanje
FT-0201	vodoravnica okvira	2	L	45-45
FT-0201	okomica okvira	2	H	45-45
FT-0203	vodoravnica krila	2	L-87	45-45
FT-0203	okomica krila	2	H-87	45-45
Z40-0668	vodoravna lajsna	2	L-180	90-90
Z40-0668	okomita lajsna	2	H-224	90-90
NC-1459	klizač			90-90
Z40-657	okapnica	1	L-153	90-90

OKOVI		kom
730.009	osnovni kutnik	4
730.008	osnovni kutnik	4
710.037	pomoćni kutnik	4
710.026	pomoćni kutnik	4
730.001	pomoćni kutnik	4
730.002	pomoćni kutnik	4
730.005	pomoćni kutnik	4
111.001.XX	šarka	2
104.002.XX	ručka prozora	1
143.004	veza ručke i klizača	par
143.001	zapinjač	2
143.003	jednostrani prihvat zapinjača	2
373.003	maska za drenažni otvor	2

BRTVE		kom	mjera
331.001	srednja brtva		2L+2H
321.001	brtva na spoju profila		2L+2H
311.003	brtva prema staklu		2L+2H
321.004	brtva prema staklu		2L+2H
344.001	kutni umetak	4	

STAKLO		kom	mjera
24 mm		1	L-194 x H-194

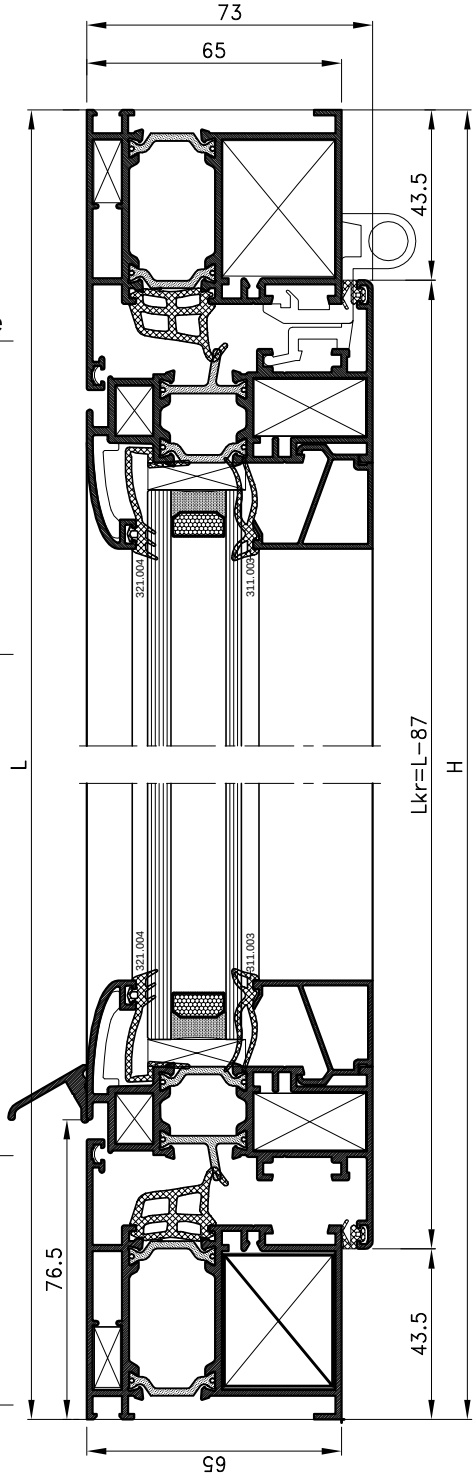

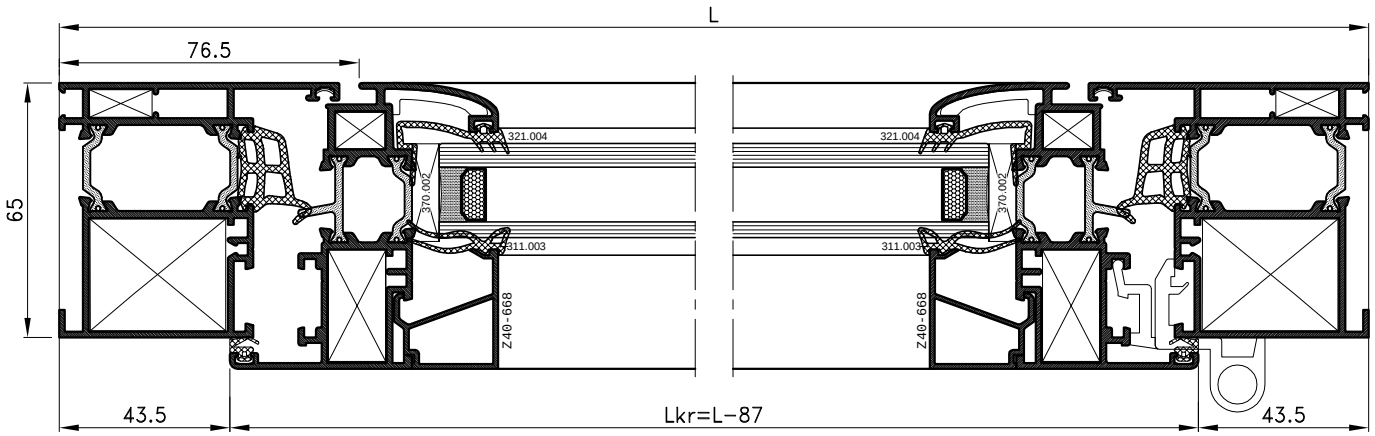

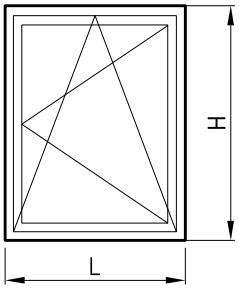

PROFILI		kom	mjera	pilanje
FT-0201	vodoravnica okvira	2	L	45-45
FT-0201	okomica okvira	2	H	45-45
FT-0203	vodoravnica krila	2	L-87	45-45
FT-0203	okomica krila	2	H-87	45-45
Z40-0668	vodoravna lajsna	2	L-180	90-90
Z40-0668	okomita lajsna	2	H-224	90-90
NC-1459	klizač			90-90
Z40-657	okapnica	1	L-153	90-90

OKOVI		kom
730.009	osnovni kutnik	4
730.008	osnovni kutnik	4
710.037	pomoćni kutnik	4
710.026	pomoćni kutnik	4
730.001	pomoćni kutnik	4
730.002	pomoćni kutnik	4
730.005	pomoćni kutnik	4
	dry-kip mehanizam	1
373.003	maska za drenažni otvor	2

BRTVE		kom	mjera
331.001	srednja brtva		2L+2H
321.001	brtva na spoju profila		2L+2H
311.003	brtva prema staklu		2L+2H
321.004	brtva prema staklu		2L+2H
344.001	kutni umetak	4	

STAKLO	kom	mjera
24 mm	1	L-194 x H-194

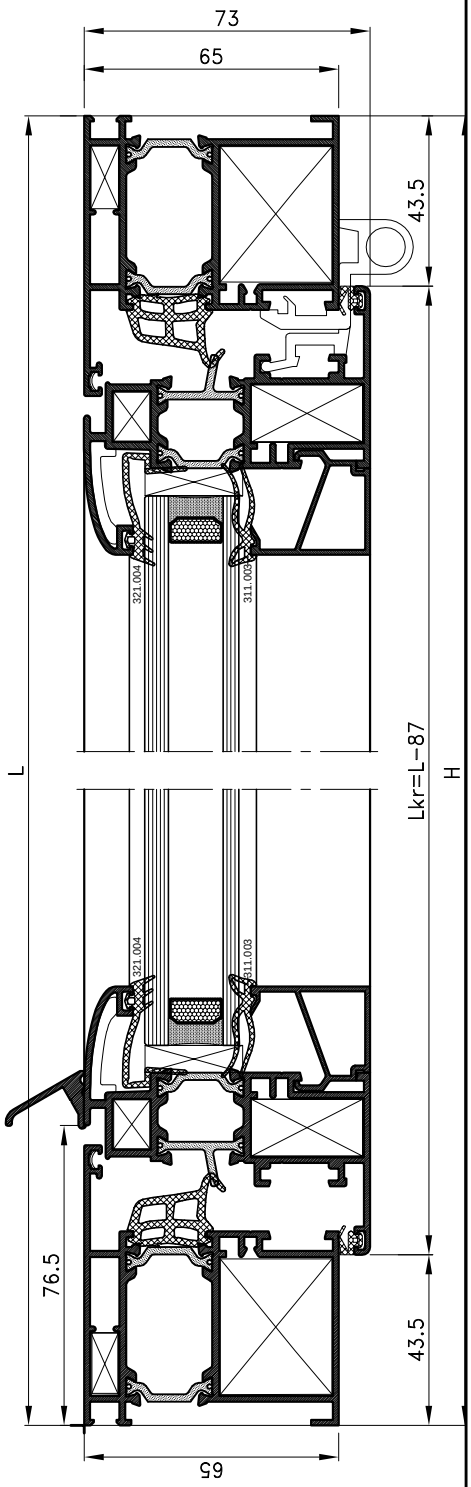

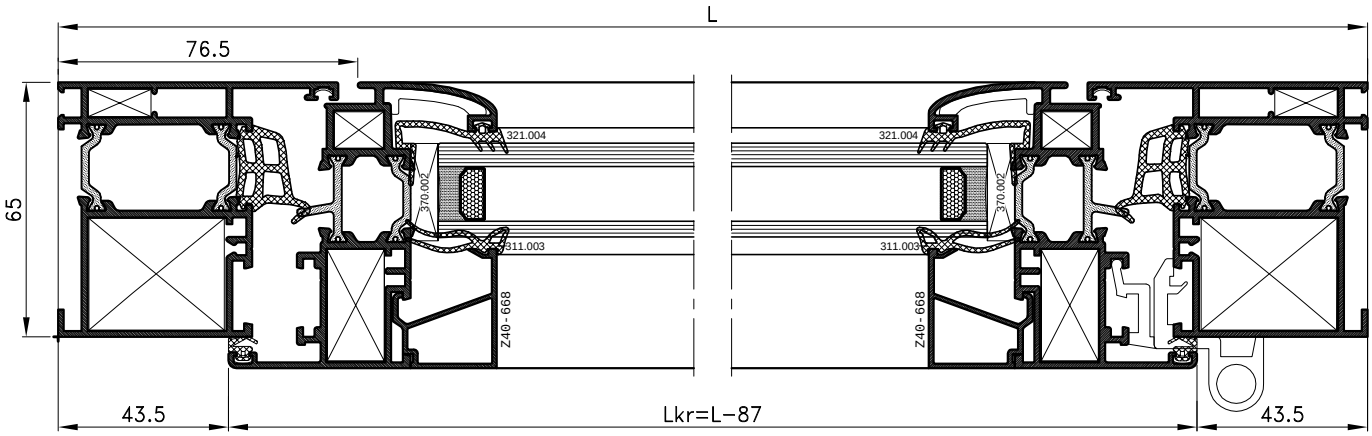

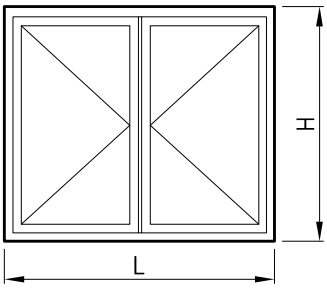

PROFILI		kom	mjera	pilanje
FT-0201	vodoravnica okvira	2	L	45-45
FT-0201	okomica okvira	2	H	45-45
FT-0203	vodoravnica krila	4	(L-92)/2	45-45
FT-0203	okomica krila	4	H-87	45-45
FT-0211	profil za okretanje	1	H-155	90-90
Z40-0668	vodoravna lajsna	4	Lkr-93	90-90
Z40-0668	okomita lajsna	4	Hkr-137	90-90
NC-1459	klizač			90-90
Z40-657	okapnica	1	Lkr1-66	90-90
Z40-657	okapnica	1	Lkr2-66	90-90
OKOVI		**kom**		
730.009	osnovni kutnik	4		
730.008	osnovni kutnik	8		
710.037	pomoćni kutnik	4		
710.026	pomoćni kutnik	8		
730.001	pomoćni kutnik	8		
730.002	pomoćni kutnik	4		
730.005	pomoćni kutnik	8		
111.001.XX	šarka	4		
104.002.XX	ručka prozora	1		
143.004	veza ručke i klizača	par		
143.001	zapinjač	2		
143.006	fiksni zapinjač	2		
143.003	jednostrani prihvat zapinjača	4		
373.003	maska za drenažni otvor	2		
363.001	umetak profila za okr.	par		
BRTVE		**kom**	**mjera**	
331.001	srednja brtva		2L+3H	
321.001	brtva na spoju profila		2L+4H	
311.003	brtva prema staklu		2L+4H	
321.004	brtva prema staklu		2L+4H	
344.001	kutni umetak	4		
STAKLO		**kom**	**mjera**	
24 mm		2	(L-306)/2 x H-194	

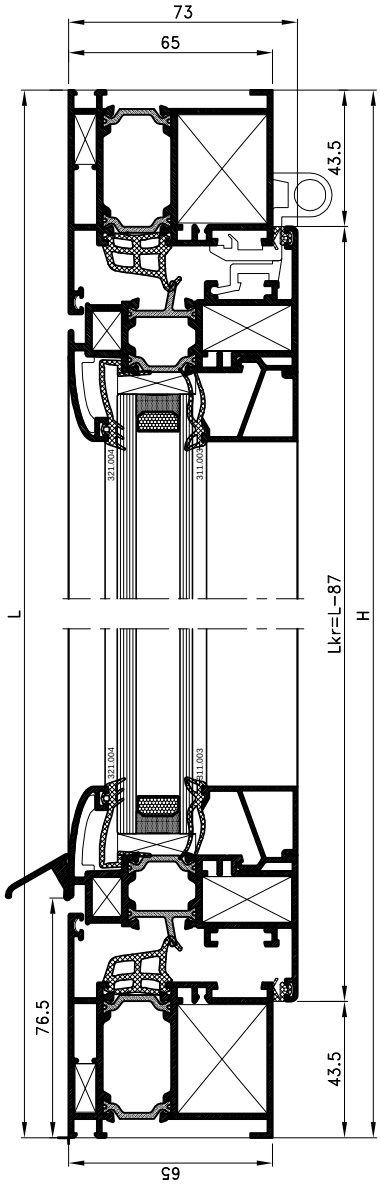

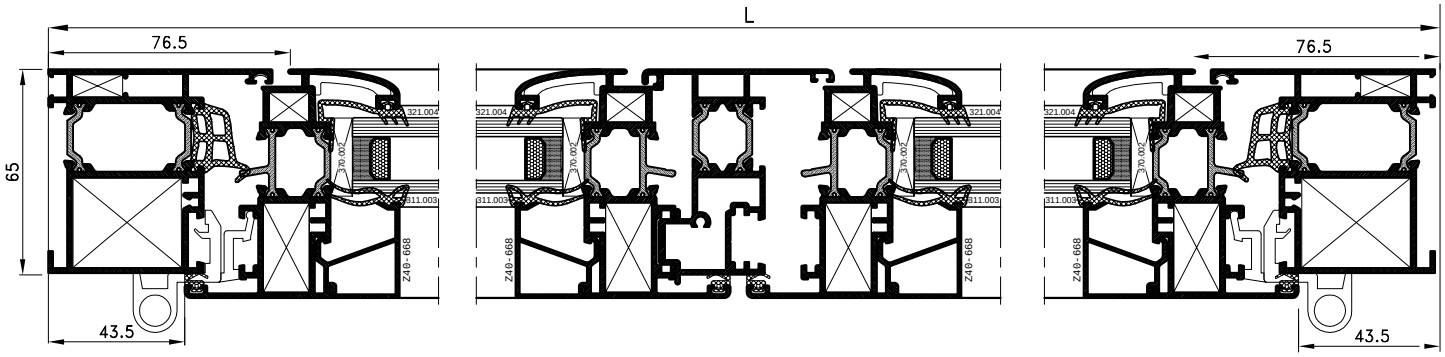

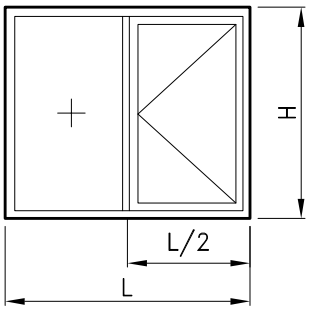

PROFILI		kom	mjera	pilanje
FT-0201	vodoravnica okvira	2	L	45-45
FT-0201	okomica okvira	2	H	45-45
FT-0203	vodoravnica krila	2	L/2-51.5	45-45
FT-0203	okomica krila	2	H-87	45-45
FT-0205	prečka	1	H-89	90-90
Z40-0668	vodoravna lajsna	4	Lkr-93	90-90
Z40-0668	okomita lajsna	4	Hkr-137	90-90
Z40-0668	vodoravna lajsna	4	(L/2)-63.5	90-90
Z40-0668	okomita lajsna	4	H-143	90-90
NC-1459	klizač			90-90
Z40-657	okapnica	1	Lkr-66	90-90
OKOVI		**kom**		
730.009	osnovni kutnik	4		
730.008	osnovni kutnik	4		
710.037	pomoćni kutnik	4		
710.026	pomoćni kutnik	4		
730.001	pomoćni kutnik	4		
730.002	pomoćni kutnik	4		
730.005	pomoćni kutnik	4		
111.001.XX	šarka	2		
104.002.XX	ručka prozora	1		
143.004	veza ručke i klizača	par		
143.001	zapinjač	2		
143.003	jednostrani prihvat zapinjača	2		
373.003	maska za drenažni otvor	2		
710.066	veznik	2		
BRTVE		**kom**	**mjera**	
331.001	srednja brtva		L+2H	
321.001	brtva na spoju profila		L+2H	
311.003	brtva prema staklu		2L+4H	
321.004	brtva prema staklu		2L+4H	
344.001	kutni umetak	4		
STAKLO		**kom**	**mjera**	
24 mm		1	L/2-158.5 x H-194	
24 mm		1	L/2-77.5 x H-113	

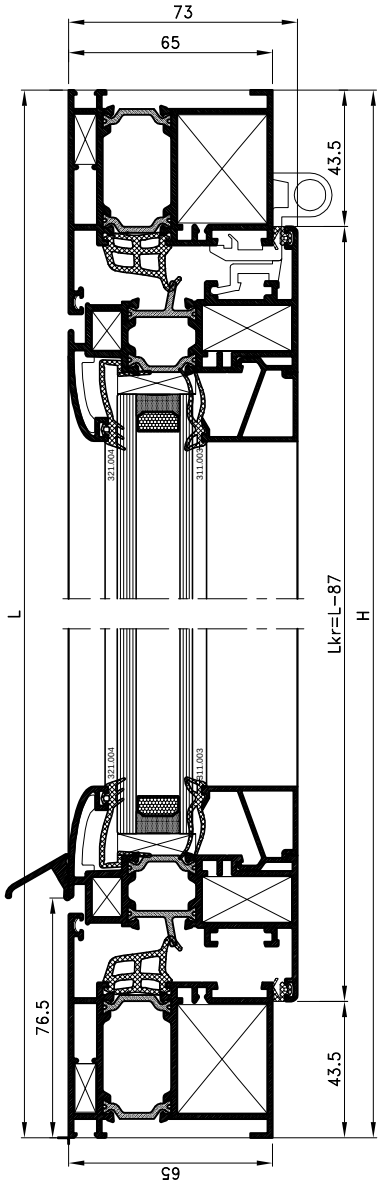

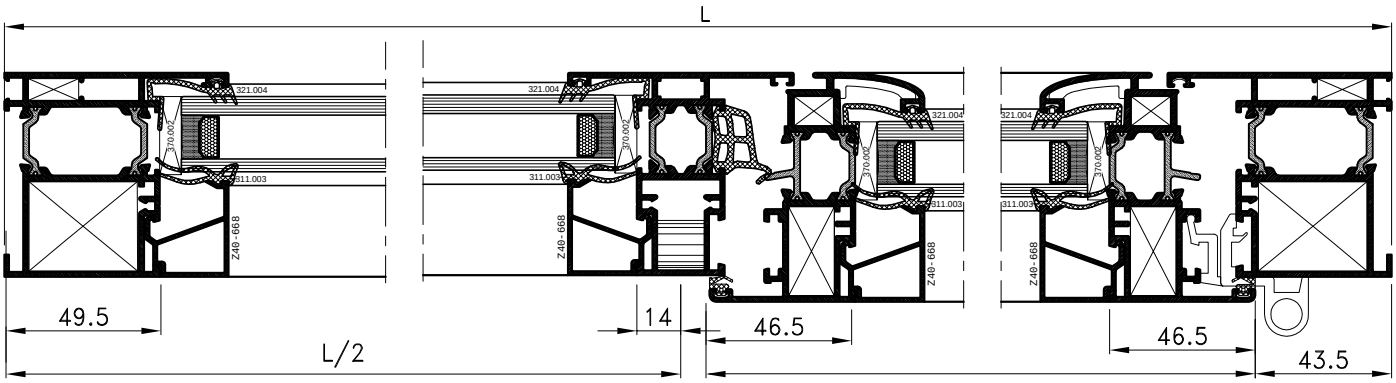

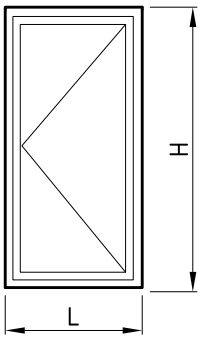

PROFILI		kom	mjera	pilanje
FT-0201	vodoravnica okvira	2	L	45-45
FT-0201	okomica okvira	2	H	45-45
FT-0203	vodoravnica krila	2	L-87	45-45
FT-0203	okomica krila	2	H-87	45-45
Z40-0668	vodoravna lajsna	2	Lkr-93	90-90
Z40-0668	okomita lajsna	2	Hkr-137	90-90
NC-1459	klizač			90-90
Z40-657	okapnica	1	Lkr-66	90-90

OKOVI		kom
710.072	osnovni kutnik	4
730.008	osnovni kutnik	4
710.037	pomoćni kutnik	4
710.026	pomoćni kutnik	4
730.001	pomoćni kutnik	4
730.002	pomoćni kutnik	4
730.005	pomoćni kutnik	4
111.001.XX	šarka	2
104.002.XX	ručka prozora	1
143.004	veza ručke i klizača	par
143.001	zapinjač	2
143.003	jednostrani prihvat zapinjača	2
373.003	maska za drenažni otvor	2

BRTVE		kom	mjera
331.001	srednja brtva		2L+2H
321.001	brtva na spoju profila		2L+2H
311.003	brtva prema staklu		2L+2H
321.004	brtva prema staklu		2L+2H
344.001	kutni umetak	4	

STAKLO	kom	mjera
24 mm	1	L-194 x H-194

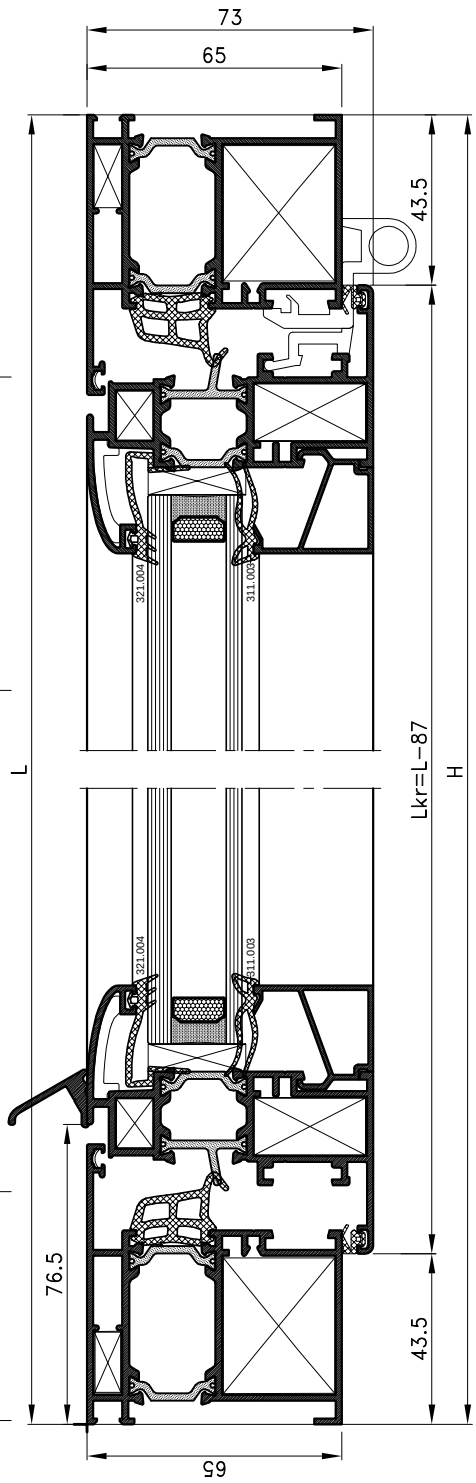

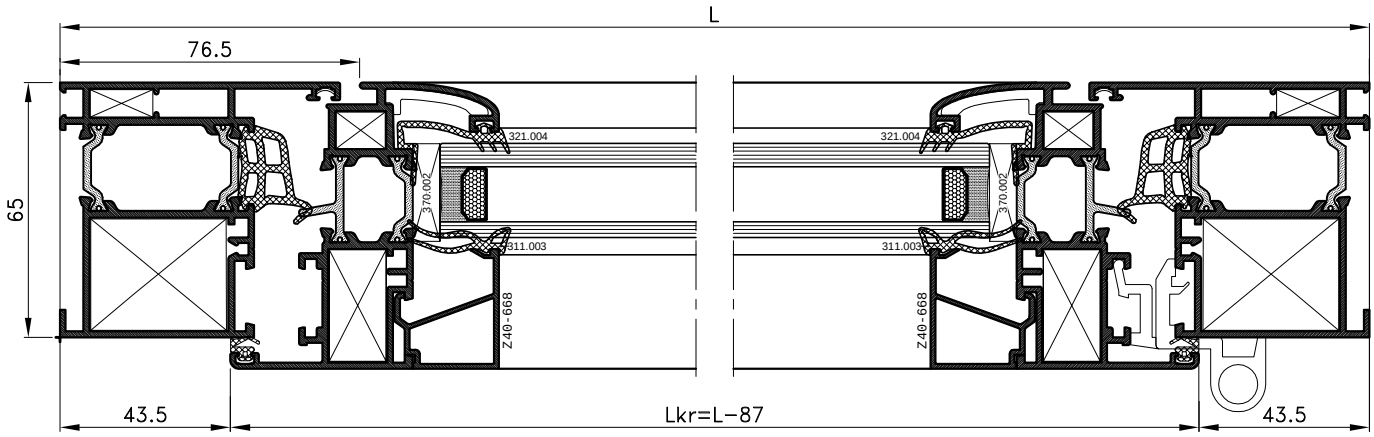

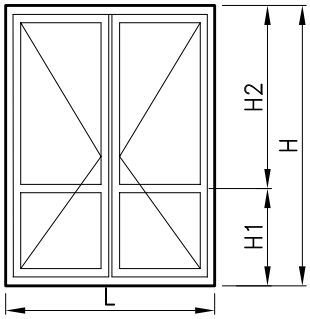

PROFILI		kom	mjera	pilanje
FT-0201	vodoravnica okvira	2	L	45-45
FT-0201	okomica okvira	2	H	45-45
FT-0203	vodoravnica krila	4	(L-92)/2	45-45
FT-0203	okomica krila	4	H-87	45-45
FT-0205	prečka	2	(L-258)/2	90-90
FT-0211	profil za okretanje	1	H-155	90-90
Z40-0668	vodoravna lajsna	8	Lkr-93	90-90
Z40-0668	okomita lajsna	4	H1-148	90-90
Z40-0668	okomita lajsna	4	H2-148	90-90
NC-1459	klizač			90-90
Z40-657	okapnica	1	Lkr1-66	90-90
Z40-657	okapnica	1	Lkr2-66	90-90
OKOVI		kom		
710.072	osnovni kutnik	4		
730.008	osnovni kutnik	8		
710.037	pomoćni kutnik	4		
710.008	pomoćni kutnik	8		
730.001	pomoćni kutnik	8		
730.002	pomoćni kutnik	4		
730.005	pomoćni kutnik	8		
710.066	veznik	4		
111.001.XX	šarka	6		
104.002.XX	ručka prozora	1		
143.004	veza ručke i klizača	par		
143.001	zapinjač	2		
143.005	fiksni zapinjač	2		
143.003	jednostrani prihvat zapinjača	4		
373.003	maska za drenažni otvor	2		
363.001	umetak profila za okr.	par		
710.069	dodatni veznik za prečku	4		
BRTVE		kom	mjera	
331.001	srednja brtva		2L+3H	
321.001	brtva na spoju profila		2L+4H	
311.003	brtva prema staklu		4L+4H	
321.004	brtva prema staklu		4L+4H	
344.001	kutni umetak	4		
STAKLO		kom	mjera	
24 mm		2	Lkr-107 x H1-118	
24 mm		2	Lkr-107 x H2-118	

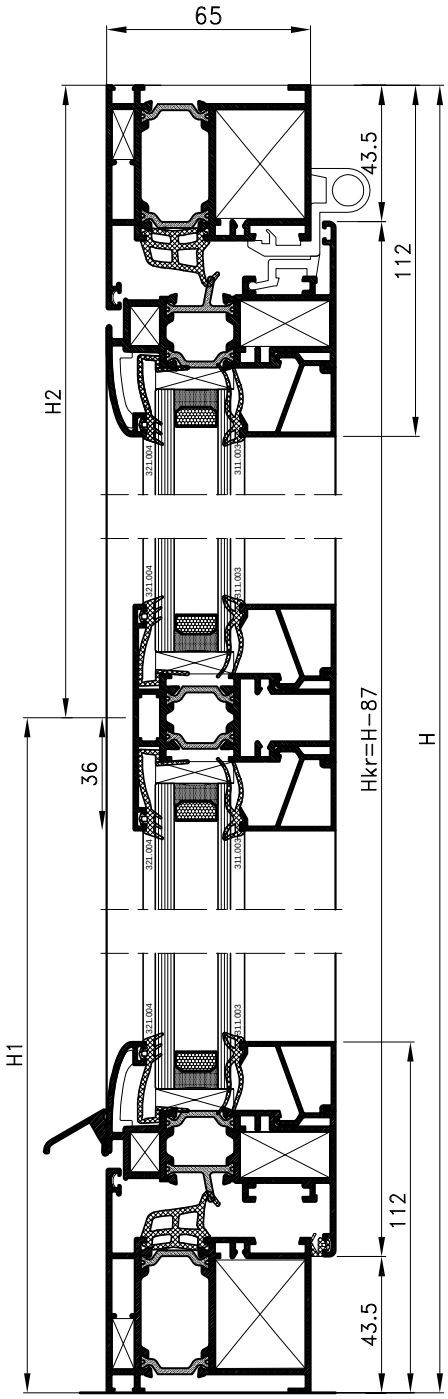

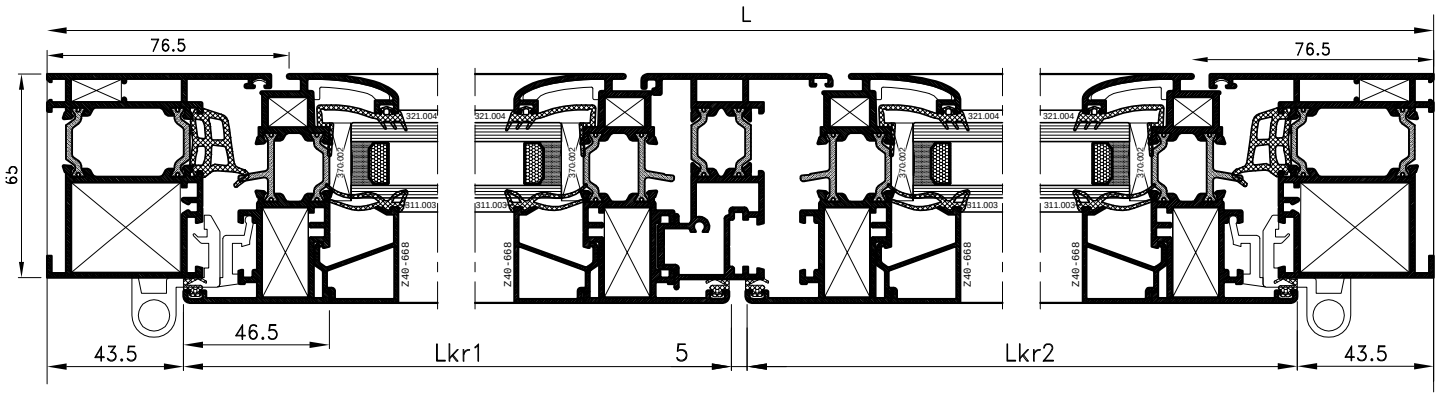

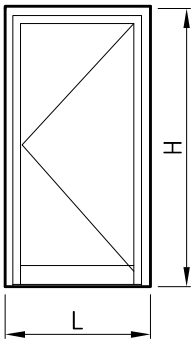

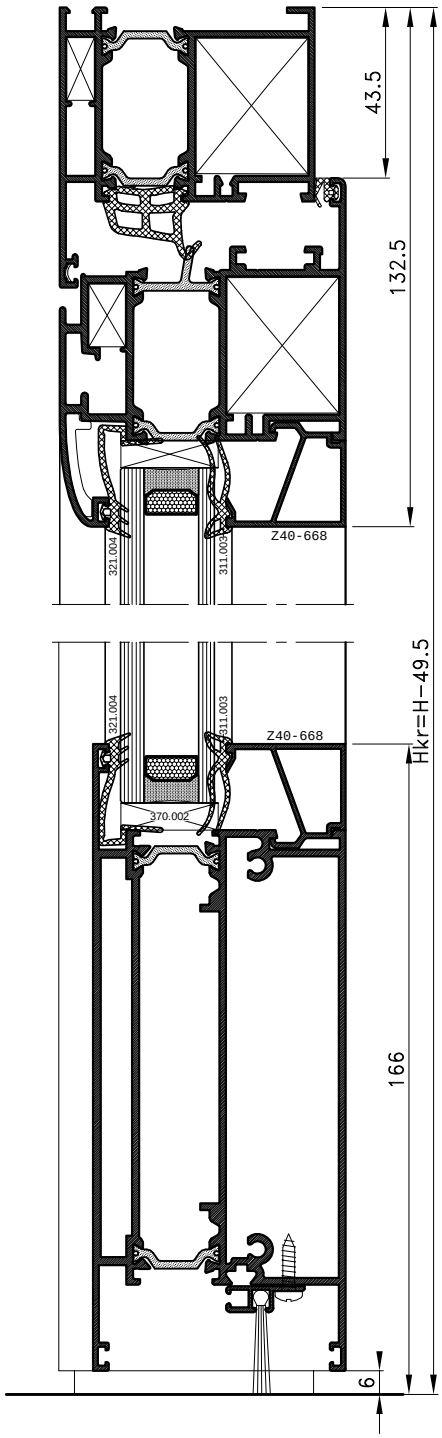

PROFILI		kom	mjera	pilanje
FT-0201	vodoravnica okvira	1	L	45-45
FT-0201	okomica okvira	2	H	45-90
FT-0204	vodoravnica krila	1	Lkr=L-87	45-45
FT-0208	vodoravnica krila-parapet	1	Lkr-124	90-90
FT-0204	okomica krila	2	H-49.5	45-90
Z40-0668	vodoravna lajsna	2	Lkr-134	90-90
Z40-0668	okomita lajsna	2	H-298.5	90-90
Z40-657	okapnica	1	L-153	90-90

OKOVI		kom
710.072	osnovni kutnik	4
710.037	pomoćni kutnik	2
710.039	pomoćni kutnik	2
730.001	pomoćni kutnik	2
730.002	pomoćni kutnik	2
730.005	pomoćni kutnik	2
114.001.XX	šarka	2
710.070	dodatni veznik	2
124.001	brava	1
124.003	šild za vrata	1
104.001.XX	ručka	par
124.002	uložak za bravu	1

BRTVE		kom	mjera
331.001	srednja brtva		2L+2H
321.001	brtva na spoju profila		L+2H
311.003	brtva prema staklu		2L+2H
321.004	brtva prema staklu		2L+2H
344.001	kutni umetak	2	
521.001	držač četkaste brtve	1	
347.001	četkasta brtva	1	

STAKLO	kom	mjera
24 mm	1	L-194 x H-248

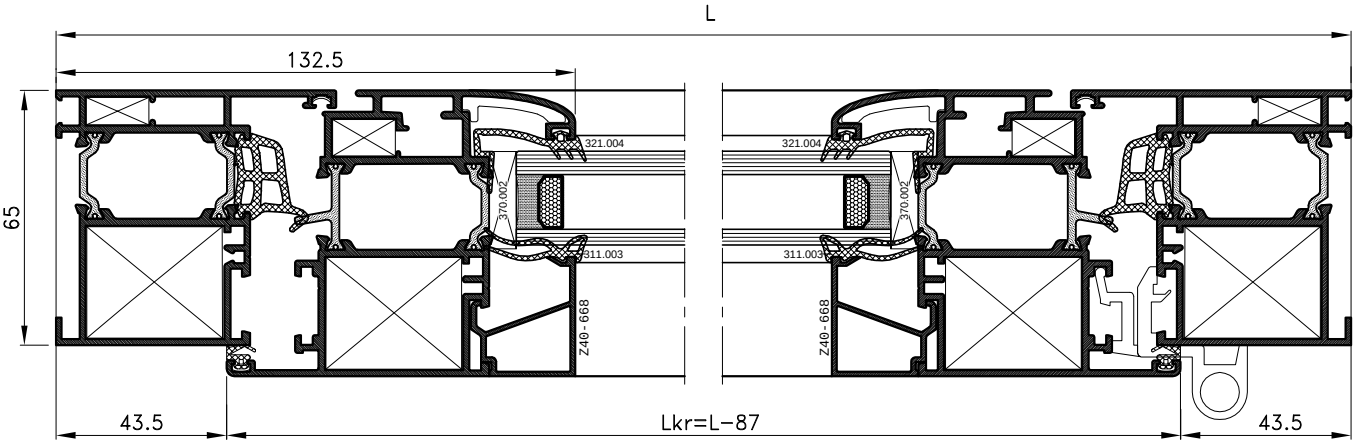

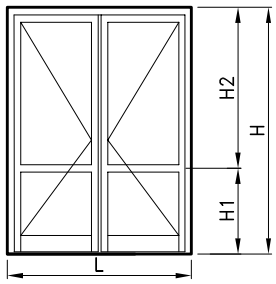

PROFILI		kom	mjera	pilanje
FT-0201	vodoravnica okvira	2	L	45-45
FT-0208	vodoravnica krila-parapet	2	Lkr-156	90-90
FT-0201	okomica okvira	2	H	45-45
FT-0218	vodoravnica krila	2	(L-92)/2	45-45
FT-0218	okomica krila	4	H-49,5	45-45
FT-0205	prečka	2	(L-258)/2	90-90
FT-0211	profil za okretanje	1	H-155	90-90
Z40-0668	vodoravna lajsna	8	Lkr-93	90-90
Z40-0668	okomita lajsna	4	H1-148	90-90
Z40-0668	okomita lajsna	4	H2-148	90-90
NC-1459				90-90

OKOVI	klizač	kom
710.072	osnovni kutnik	6
710.037	pomoćni kutnik	2
710.026	pomoćni kutnik	4
710.069	dodatni veznik za prečku	4
710.070	dodatni veznik za prečku	4
730.001	pomoćni kutnik	8
730.002	pomoćni kutnik	4
730.005	pomoćni kutnik	4
710.066	veznik	12
111.001.XX	šarka	6
104.002.XX	ručka prozora	1
143.004	veza ručke i klizača	par
143.006	zapinjač-krakun vanjski	1
373.003	maska za drenažni otvor	2
363.001	umetak profila za okr.	par
124.002	uložak za bravu	1
124.001	brava	1

BRTVE		kom	mjera
321.001	brtva na spoju profila		2L+6H
311.003	brtva prema staklu		4L+4H
321.004	brtva prema staklu		4L+4H
344.001	kutni umetak	2	
521.001	držač četkaste brtve	1+1	
347.001	četkasta brtva	1+1	

STAKLO	kom	mjera
24 mm	2	Lkr-179,2 x H1-172
24 mm	2	Lkr-179,2 x H2-151

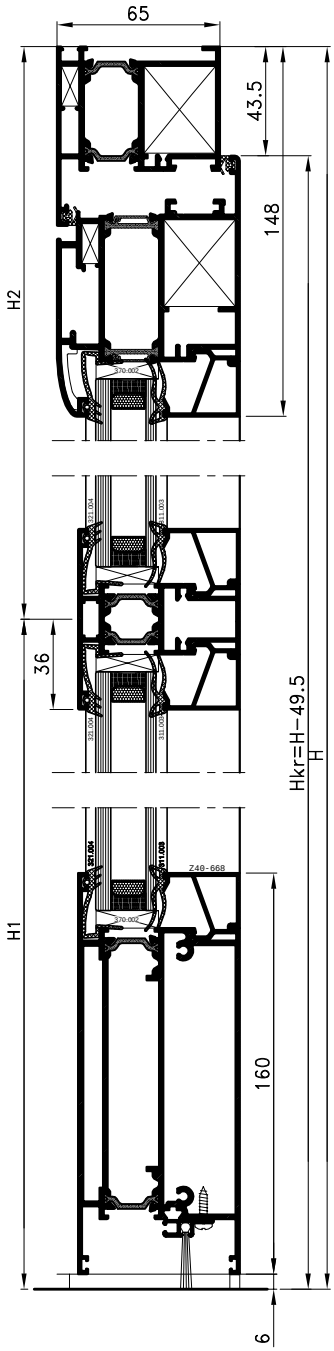

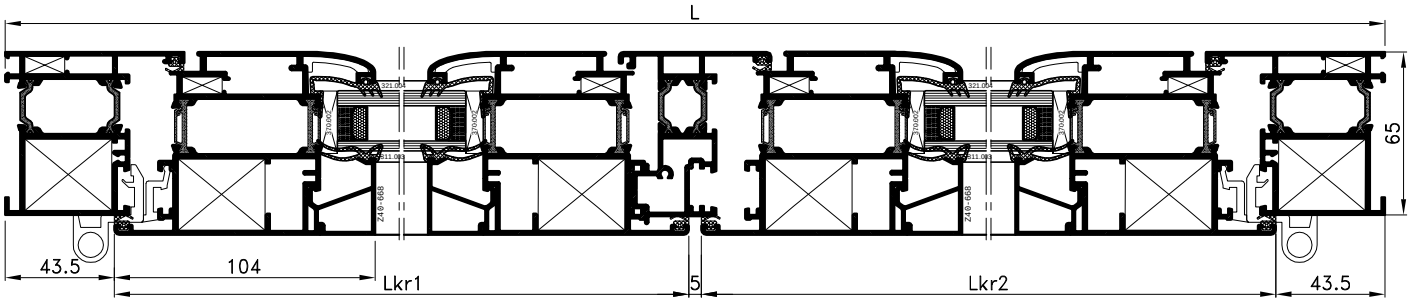

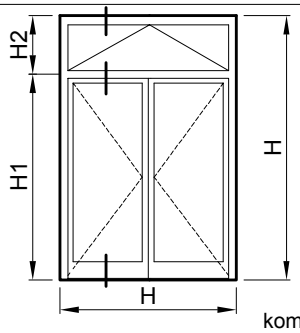

PROFILI		kom	mjera	pilanje
FT-0201	vodoravnica okvira	1	L	45-45
FT-0201	okomica okvira	2	H	45-90
FT-0219	vodoravnica krila	4	Lkr1=L/2-79	45-45
FT-0219	okomica krila	4	Hkr1=H1-60	45-45
FT-0206	prečka	1	L-90	90-90
FT-0213/A	profil za okretanje-vodoravni	1	L-87	45-45
FT-0213/A	profil za okretanje-okomiti	2	H1-17	45-90
FT-0213/A	kombatuta	1	Hkr1-68	90-90
Z40-668	vodoravna lajsna	8	Lkr1-172	90-90
Z40-668	okomita lajsna	8	Hkr1-216	90-90
Z40-668	prag	1	L-165	90-90
FT-0203	vodor.krilo ventusa	2	Lkr2=L-87	45-45
FT-0203	okomito krilo ventusa	2	Hkr2=H2-60	45-45
Z40-668	vodoravna lajsna ventusa	2	Lkr1-93	45-45
F-0758	lajsna	2	Lkr1-66	90-90
FT-0228	parapet	1	Lkr1-162	90-90

OKOVI	klizač	kom
710.072	kutnik rama i krila	10
710.040	pomoćni kutnik rama	8
730.005	pomoćni kutnik rama i krila	12
730.001	pomoćni kutnik rama i krila	12
730.002	pomoćni kutnik rama i krila	2
710.037	pomoćni kutnik rama	2
710.026	pomoćni kutnik krila	4
710.066	veznik	4
111.002	šarka ventusa	2
124.005	škljoca	1
131.002	škare ventusa	1
113.011	šarka	4
104.001	ručka vrata	1
143.002	zapinjač-krakun	2
364.004	umetak profila za okr.	par
124.002	uložak za bravu	1
124.001	brava	1
125.001	šild	1

BRTVE		kom	mjera
321.001	brtva na spoju profila		5L+6H
344.042	brtva na spoju profila		L
311.003	brtva prema staklu		4L+4H
321.004	brtva prema staklu		4L+4H
345.001	kutni umetak	4	

STAKLO	kom	mjera
24 mm	2	Lkr1-186 x Hkr1-186
24 mm	2	Lkr2-107 x Hkr2-107

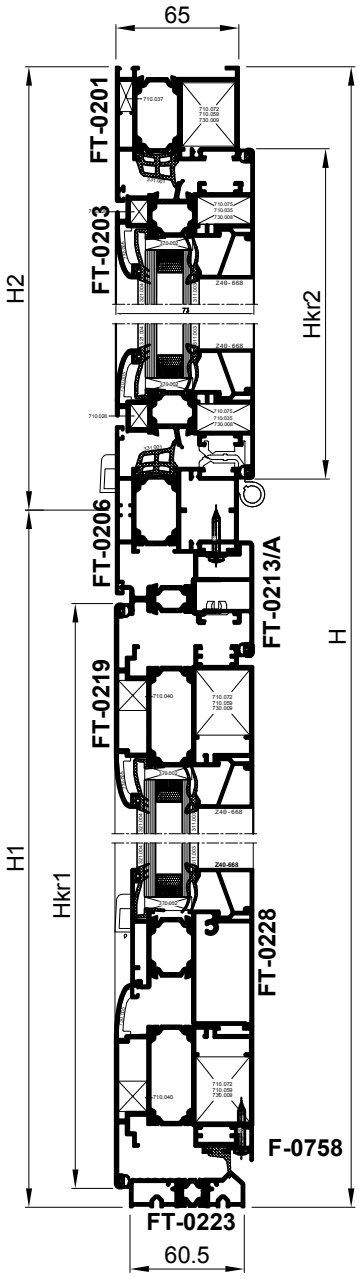

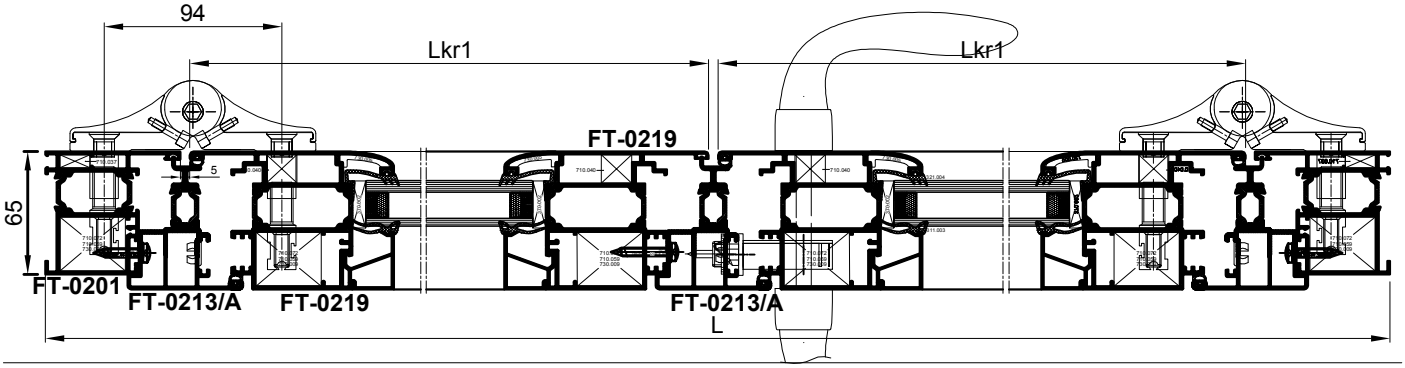

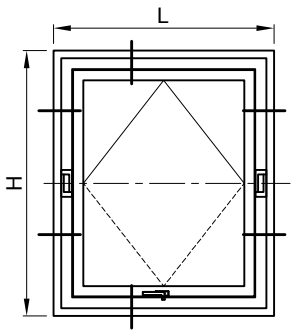

- **Jednokrilni prozor, otvaranje oko srednje ose**
- Okov: UNITAS 18/3 (GU)

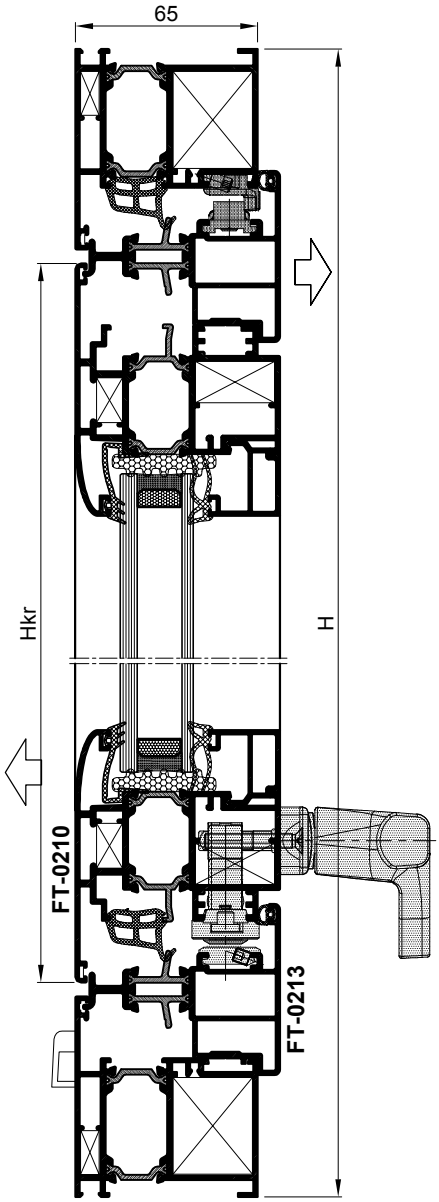

Profil	**opis**	**kom**	**mjera**	**pilanje**
FT-0201	vodoravnica rama	2	L	45-45
FT-0201	okomica rama	2	H	45-45
FT-0210	vodoravnica krila	2	Lkr=L-153	45-45
FT-0210	okomica krila	2	**Hkr=H-153**	45-45
FT-0213	vodoravna kombatuta	1	L-87	45-45
FT-0213	vodoravna kombatuta	1	L-87	45-45
FT-0213	okomita kombatuta	prema detaljima		
Z40-667	staklolajsna vodoravna	2	Lkr-136	90-90
Z40-667	staklolajsna okomita	2	Hkr-180	90-90
Vezni elementi	**opis**	**kom**		
710.072	kutnik rama	4		
710.037	kutnik rama	4		
710.075	kutnik krila	4		
710.039	kutnik krila	4		
730.005	kutnik krila	4		
730.002	kutnik krila i rama	4(2+2)		
730.001	kutnik u komb.	4		
373.003	maska otvora za kond.	2		
UNITAS 18/3	mehanizam za otvaranje	1		
Brtve	**opis**	**kom**	**mjera**	
331.004	centralna brtva		2L+2H	
321.001	brtva u komb.		2L+2H	
345.001	kutni umetak centr.brtve	4		
321.004	brtva stakla vanjska		2L+2H	
311.004	brtva stakla unutarnja		2L+2H	
Staklo	**opis**		**mjera**	
26 mm (6+16+4)	IZO staklo		Lkr-150xHkr-150	

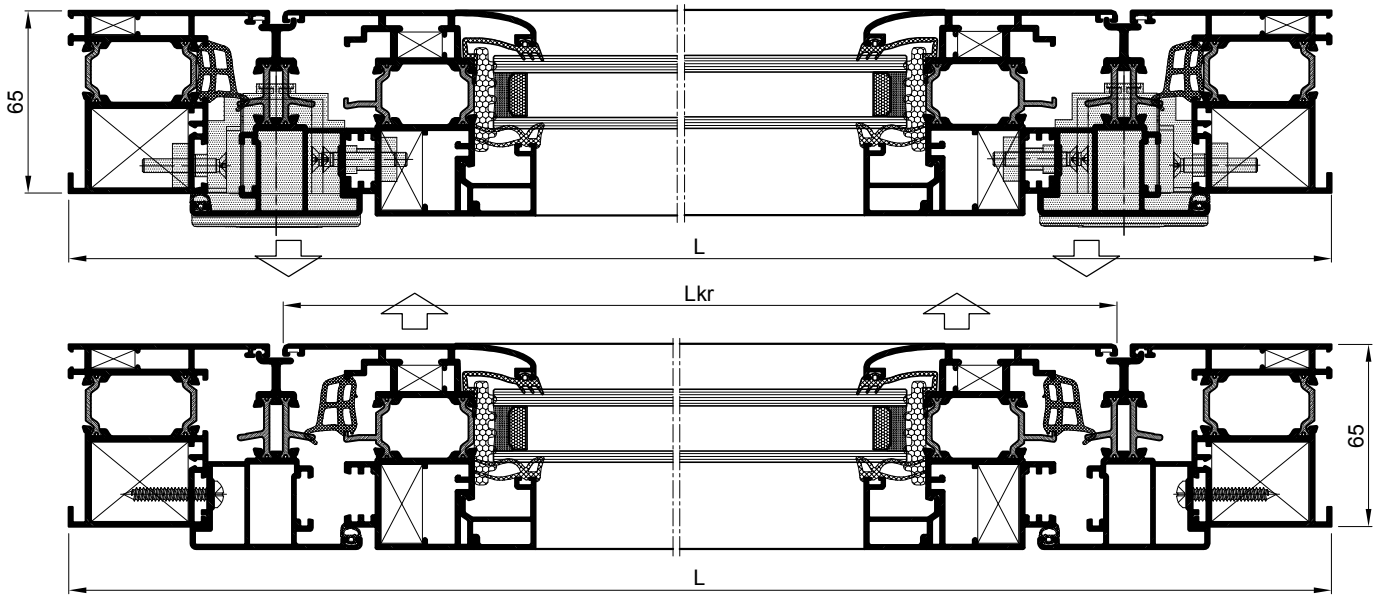

Profil	opis	kom	mjera	pilanje
FT-0201	vodoravnica rama	2	L	45-45
FT-0201	okomica rama	2	H	45-45
FT-0210	vodoravnica krila	2	Lkr=L-153	45-45
FT-0210	okomica krila	2	**Hkr=H-153**	45-45
FT-0213	okomita kombatuta	1	H-87	45-45
FT-0213	okomita kombatuta	1	H-87	45-45
FT-0213	vodoravna kombatuta	prema detaljima		
Z40-669	staklolajsna vodoravna	2	Lkr-136	90-90
Z40-669	staklolajsna okomita	2	Hkr-180	90-90
Vezni elementi	**opis**	**kom**		
710.072	kutnik rama	4		
710.037	kutnik rama	4		
710.075	kutnik krila	4		
710.039	kutnik krila	4		
730.005	kutnik krila	4		
730.002	kutnik krila i rama	4(2+2)		
730.001	kutnik u komb.	4		
373.003	maska otvora za kond.	2		
UNITAS 88 (GU)	mehanizam za otvaranje	1		
Brtve	**opis**	**kom**	**mjera**	
321.001	brtva u ramu, krilu i komb.		4L+4H	
321.003	brtva stakla vanjska		2L+2H	
311.004	brtva stakla unutarnja		2L+2H	
Staklo	**opis**		**mjera**	
26 mm (6+16+4)	IZO staklo		Lkr-150xHkr-150	

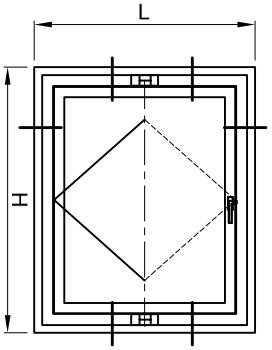

- **Jednokrilni prozor, otvaranje oko srednje ose**
- Okov: UNITAS 88 (GU), TIP D

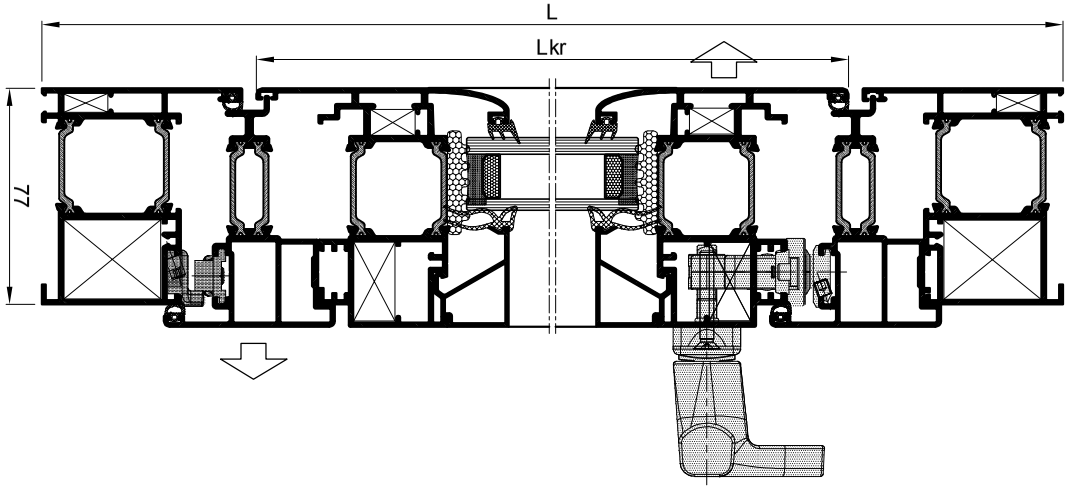

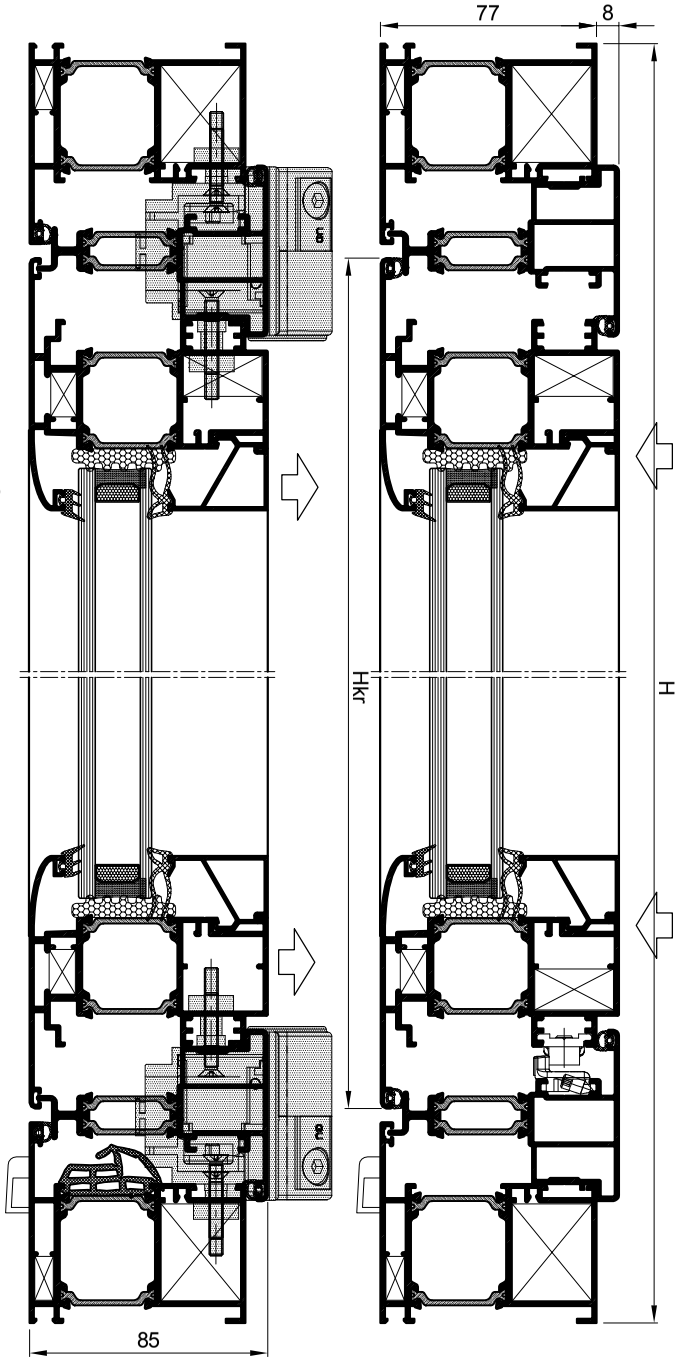

TERMO 65

Rezne liste

PROFILI KOJI KORISTE OKOV ZA PVC

PROFILI SA ŽLIJEBOM ZA PRIHVAT OKOVA
OD PVC BRAVARIJE /13 mm/

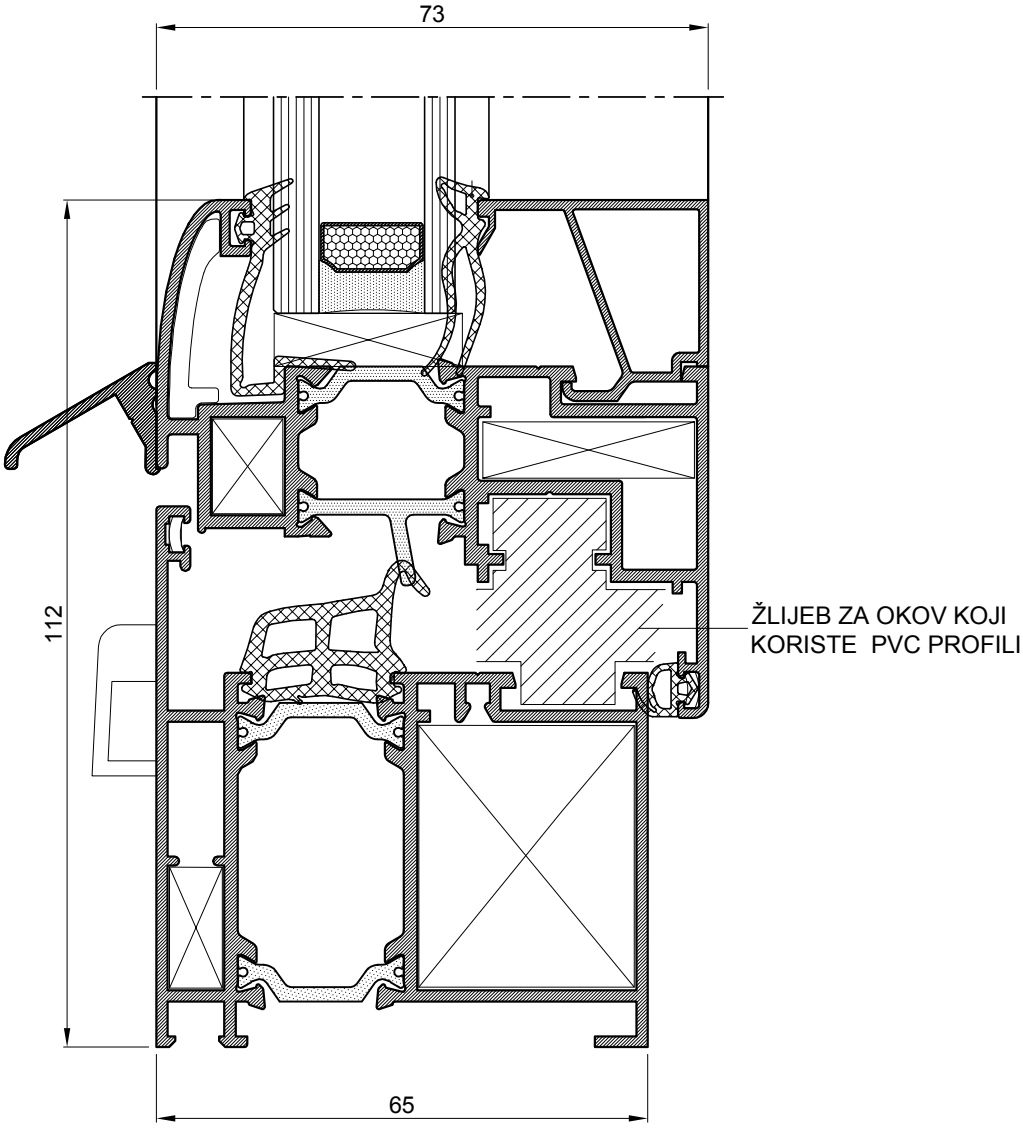

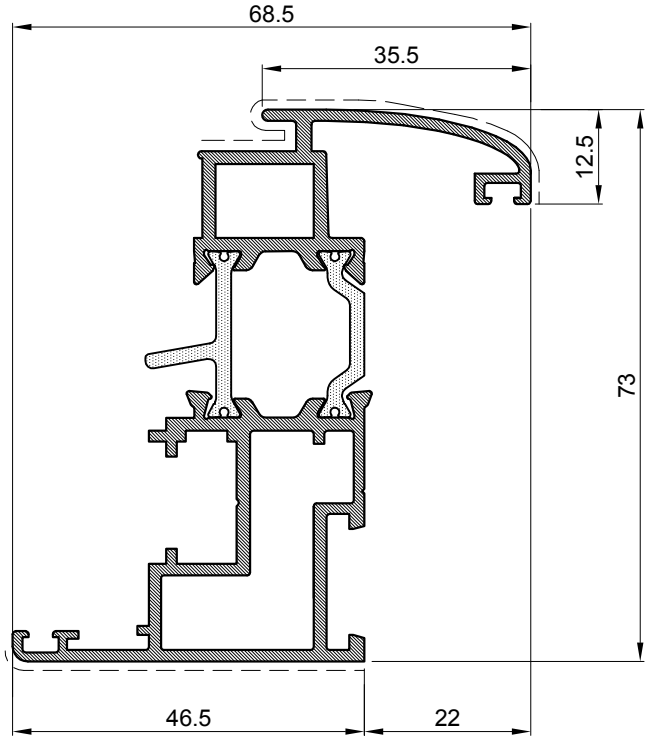

Profil krila		
Art.-Br.	**FT-0236**	
Težina	kg/m	**1.517**
Opseg	mm	420
Moment inercije	Ix (cm4)	24.16
	Iy (cm4)	9.06
	Wx (cm3)	8.57
	Wy (cm3)	2.59
Dužina isporuke	mm	6500

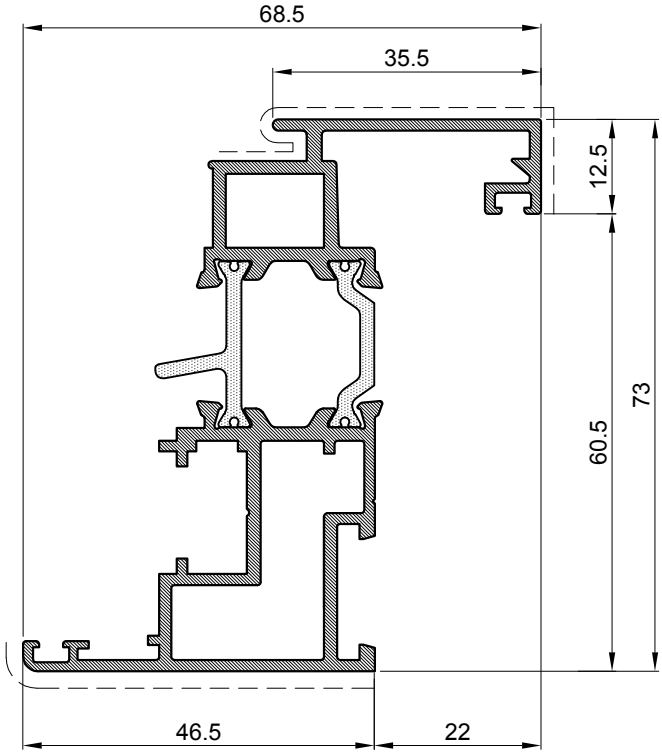

Profil krila		
Art.-Br.	**FT-0239**	
Težina	kg/m	**1.543**
Opseg	mm	415
Moment inercije	Ix (cm4)	25.27
	Iy (cm4)	10.22
	Wx (cm3)	9.17
	Wy (cm3)	2.87
Dužina isporuke	mm	6500

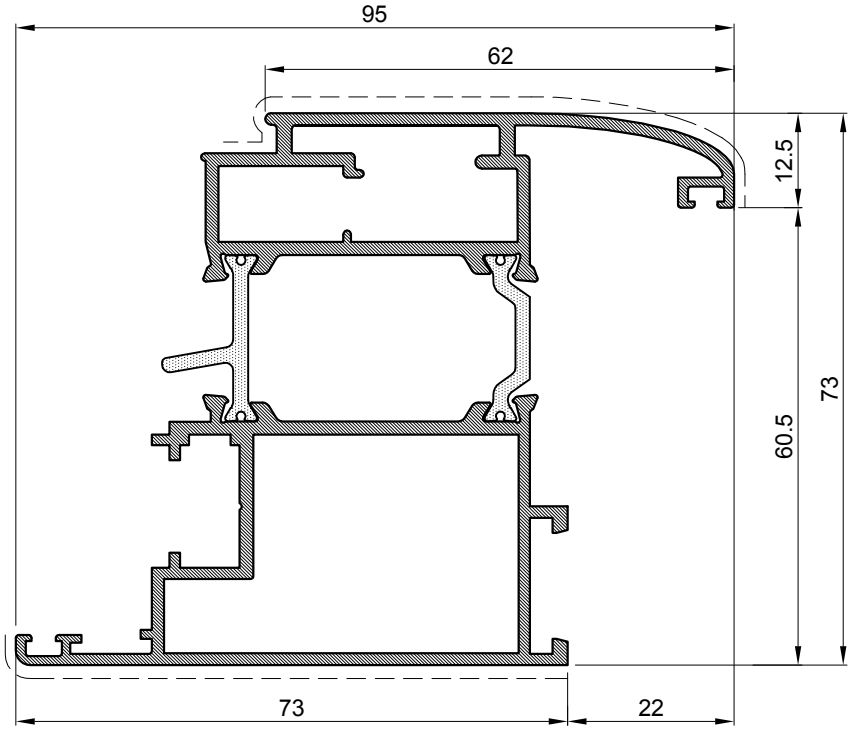

Profil krila		
Art.-Br.	**FT-0244**	
Težina	kg/m	**2.016**
Opseg	mm	471
Moment inercije	Ix (cm4)	35.39
	Iy (cm4)	31.4
	Wx (cm3)	12.39
	Wy (cm3)	6.56
Dužina isporuke	mm	6500

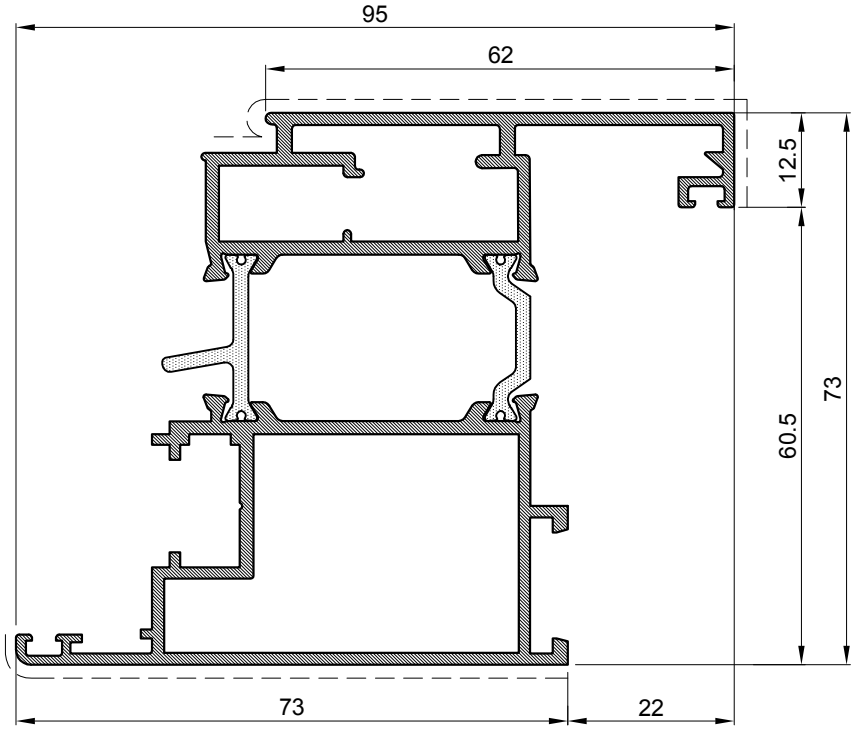

Profil krila		
Art.-Br.	**FT-0246**	
Težina	kg/m	**2.046**
Opseg	mm	476
Moment inercije	Ix (cm4)	36.46
	Iy (cm4)	33.81
	Wx (cm3)	12.59
	Wy (cm3)	7.06
Dužina isporuke	mm	6500

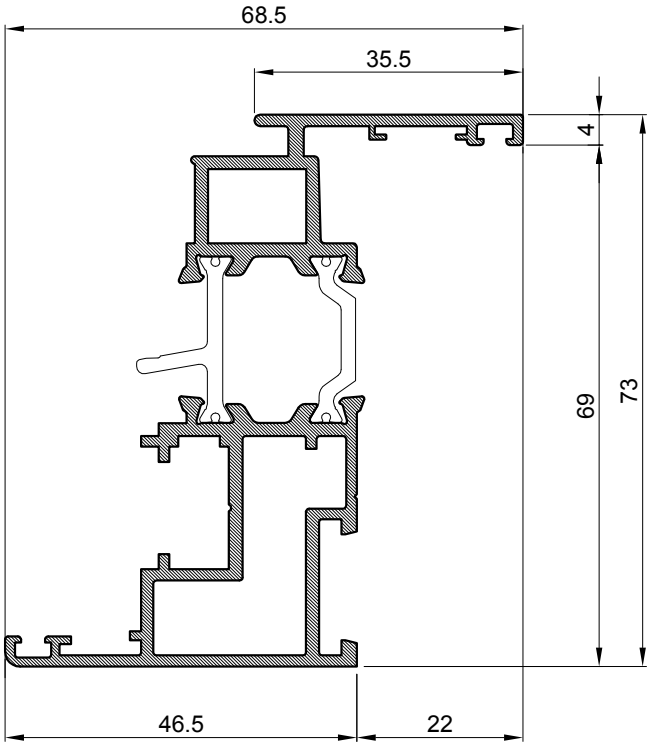

Profil okvira		
Art.-Br.	**FT-0241**	
Težina	kg/m	1.487
Opseg	mm	411
Moment inercije	Ix (cm4)	24.19
	Iy (cm4)	7.9
	Wx (cm3)	8.49
	Wy (cm3)	2.3
Dužina isporuke	mm	6500

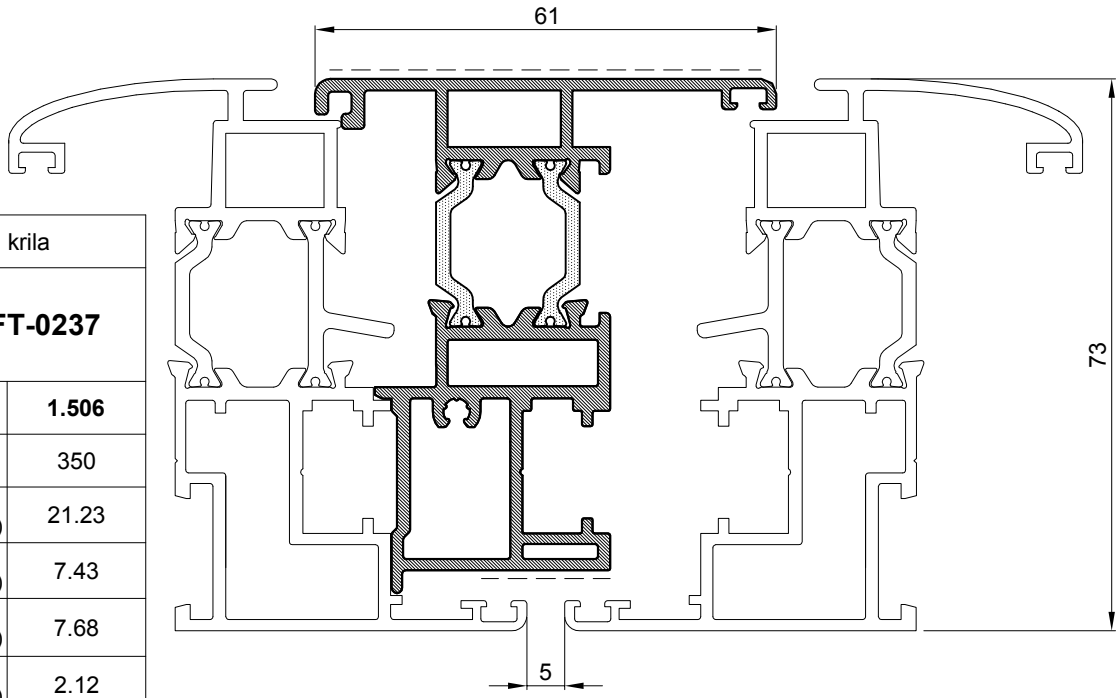

Profil krila		
Art.-Br.	**FT-0237**	
Težina	kg/m	**1.506**
Opseg	mm	350
Moment inercije	Ix (cm4)	21.23
	Iy (cm4)	7.43
	Wx (cm3)	7.68
	Wy (cm3)	2.12
Dužina isporuke	mm	6500

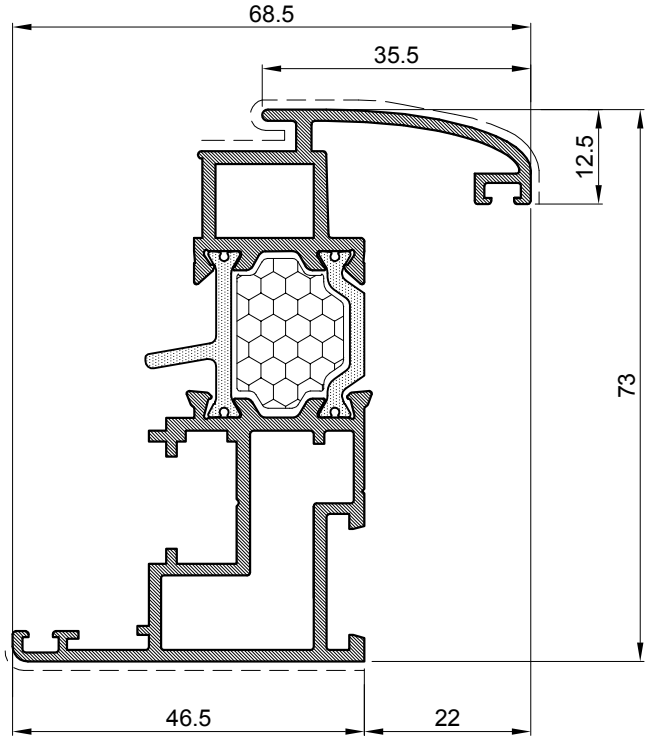

Profil krila		
Art.-Br.	**FT-0236F**	
Težina	kg/m	**1.517**
Opseg	mm	420
Moment inercije	Ix (cm4)	24.16
	Iy (cm4)	9.06
	Wx (cm3)	8.57
	Wy (cm3)	2.59
Dužina isporuke	mm	6500

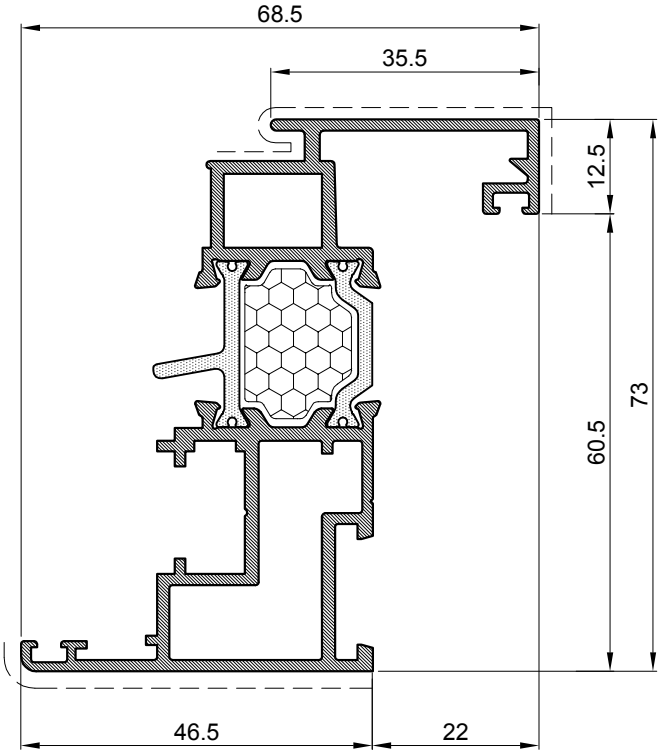

Profil krila		
Art.-Br.	**FT-0239F**	
Težina	kg/m	**1.543**
Opseg	mm	415
Moment inercije	Ix (cm4)	25.27
	Iy (cm4)	10.22
	Wx (cm3)	9.17
	Wy (cm3)	2.87
Dužina isporuke	mm	6500

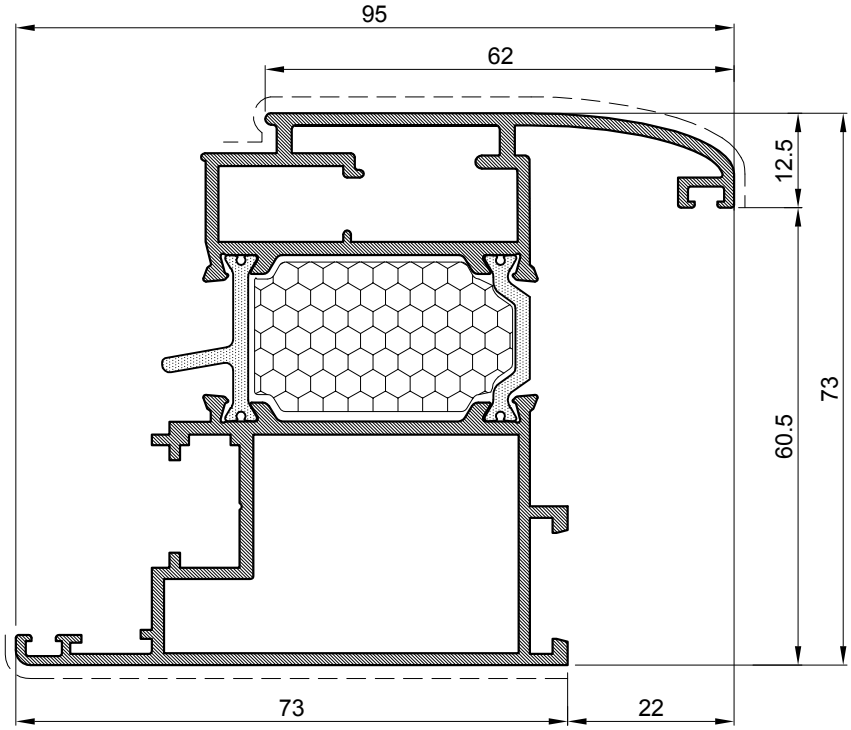

Profil krila		
Art.-Br.	**FT-0244F**	
Težina	kg/m	**2.016**
Opseg	mm	471
Moment inercije	Ix (cm4)	35.39
	Iy (cm4)	31.4
	Wx (cm3)	12.39
	Wy (cm3)	6.56
Dužina isporuke	mm	6500

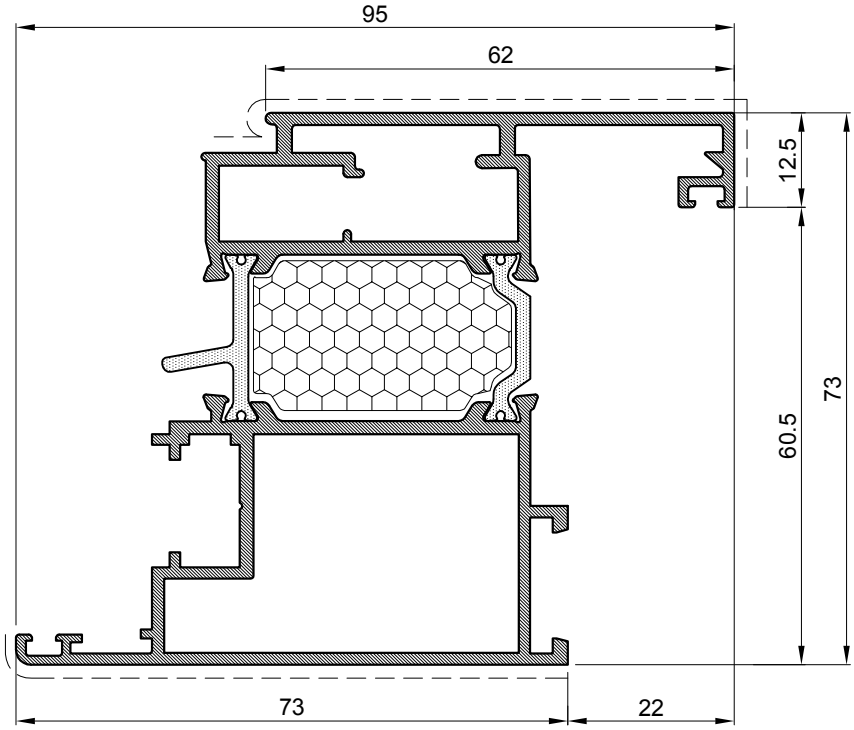

Profil krila		
Art.-Br.	**FT-0246F**	
Težina	kg/m	**2.046**
Opseg	mm	476
Moment inercije	Ix (cm4)	36.46
	Iy (cm4)	33.81
	Wx (cm3)	12.59
	Wy (cm3)	7.06
Dužina isporuke	mm	6500

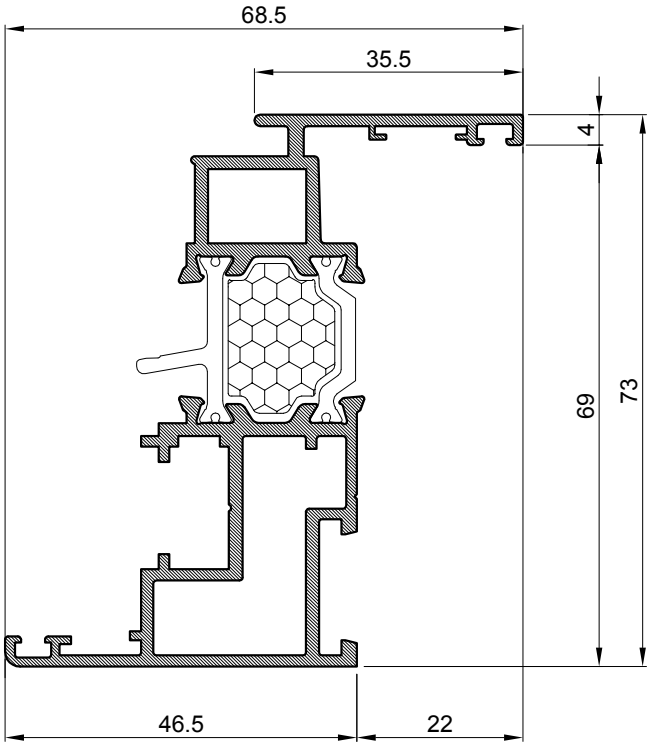

Profil okvira		
Art.-Br.	**FT-0241F**	
Težina	kg/m	1.487
Opseg	mm	411
Moment inercije	Ix (cm4)	24.19
	Iy (cm4)	7.9
	Wx (cm3)	8.49
	Wy (cm3)	2.3
Dužina isporuke	mm	6500

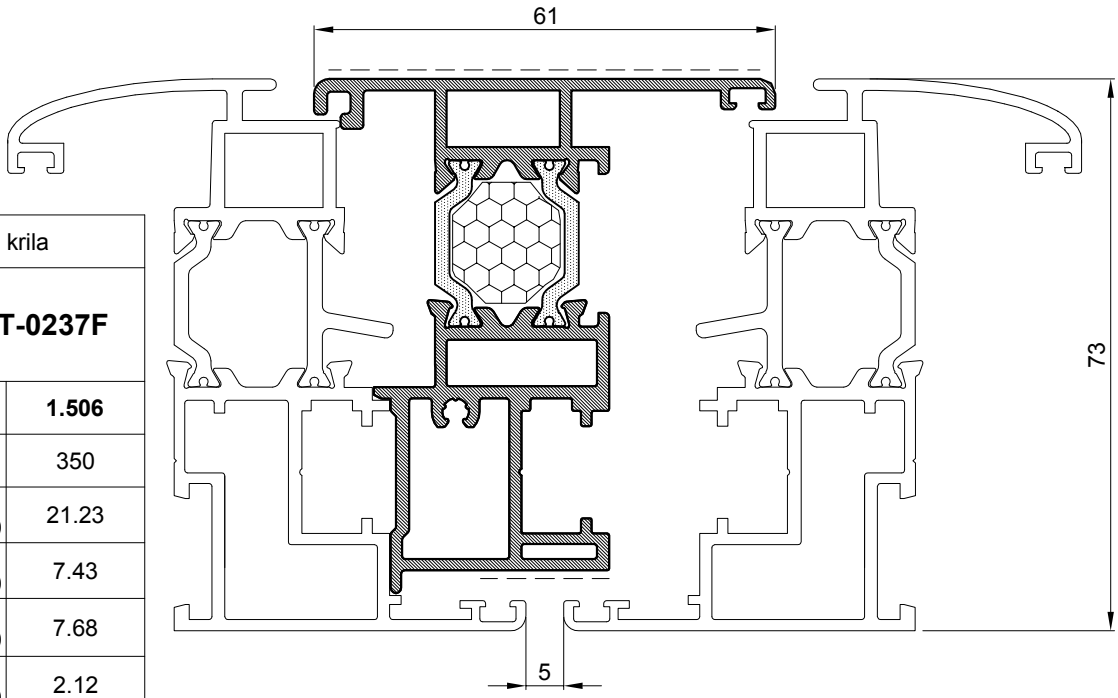

Profil krila		
Art.-Br.	**FT-0237F**	
Težina	kg/m	**1.506**
Opseg	mm	350
Moment inercije	Ix (cm4)	21.23
	Iy (cm4)	7.43
	Wx (cm3)	7.68
	Wy (cm3)	2.12
Dužina isporuke	mm	6500

OTKLOPNO-ZAOKRETNI MEHANIZAM ZA PVC - UNI-JET C /GU/

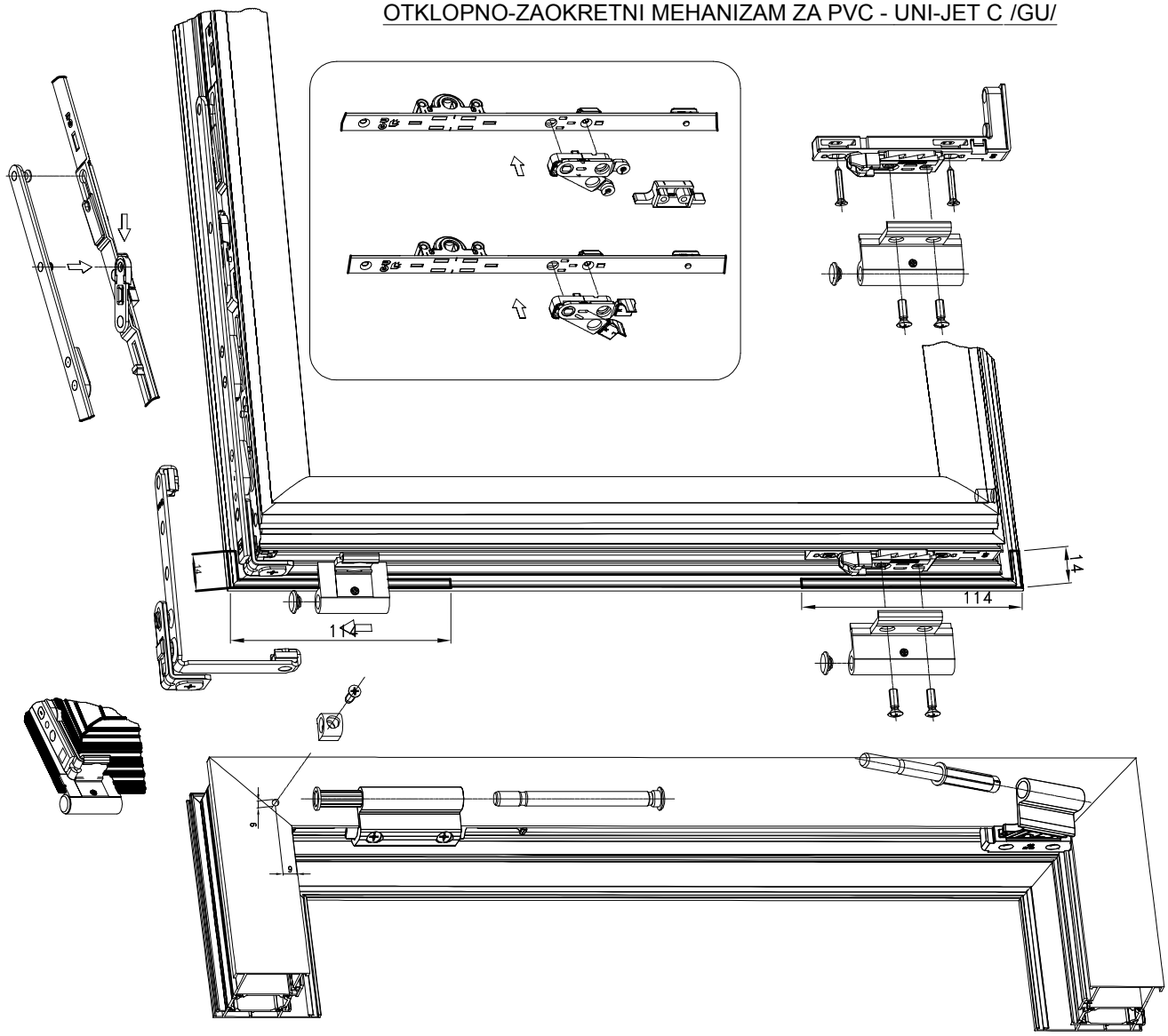

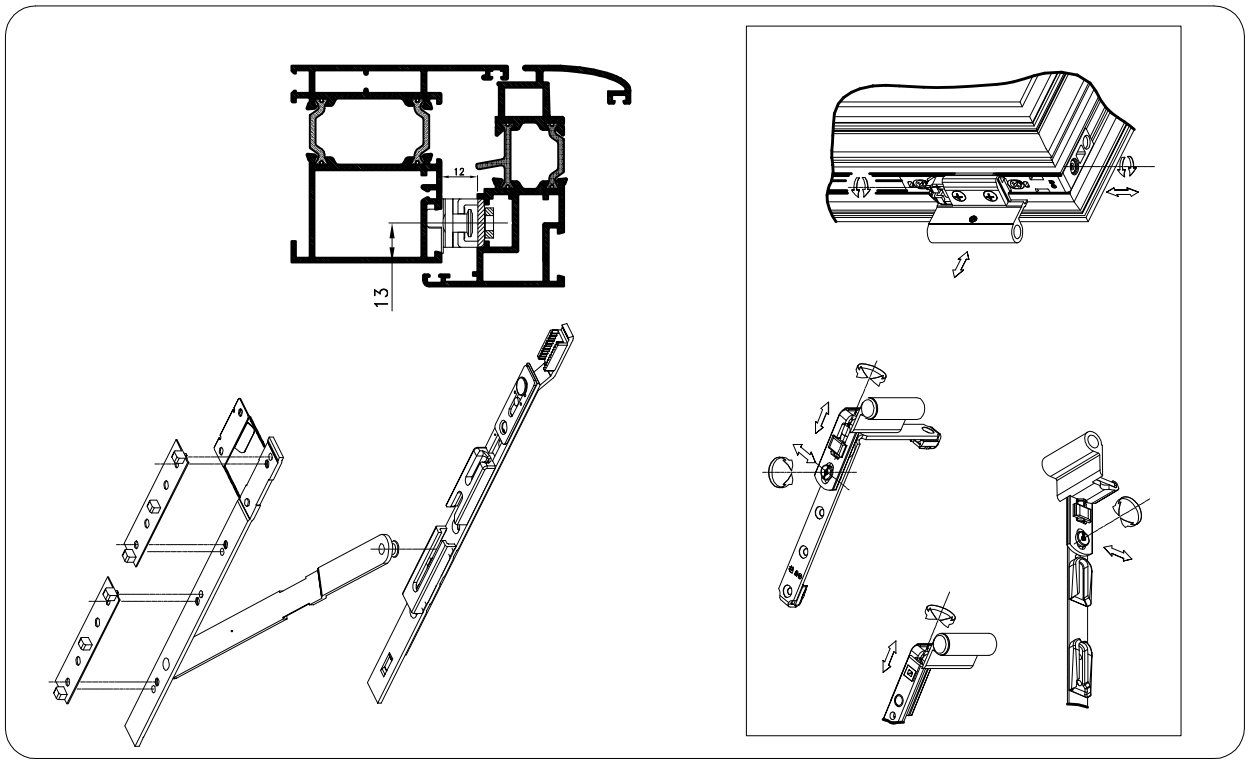

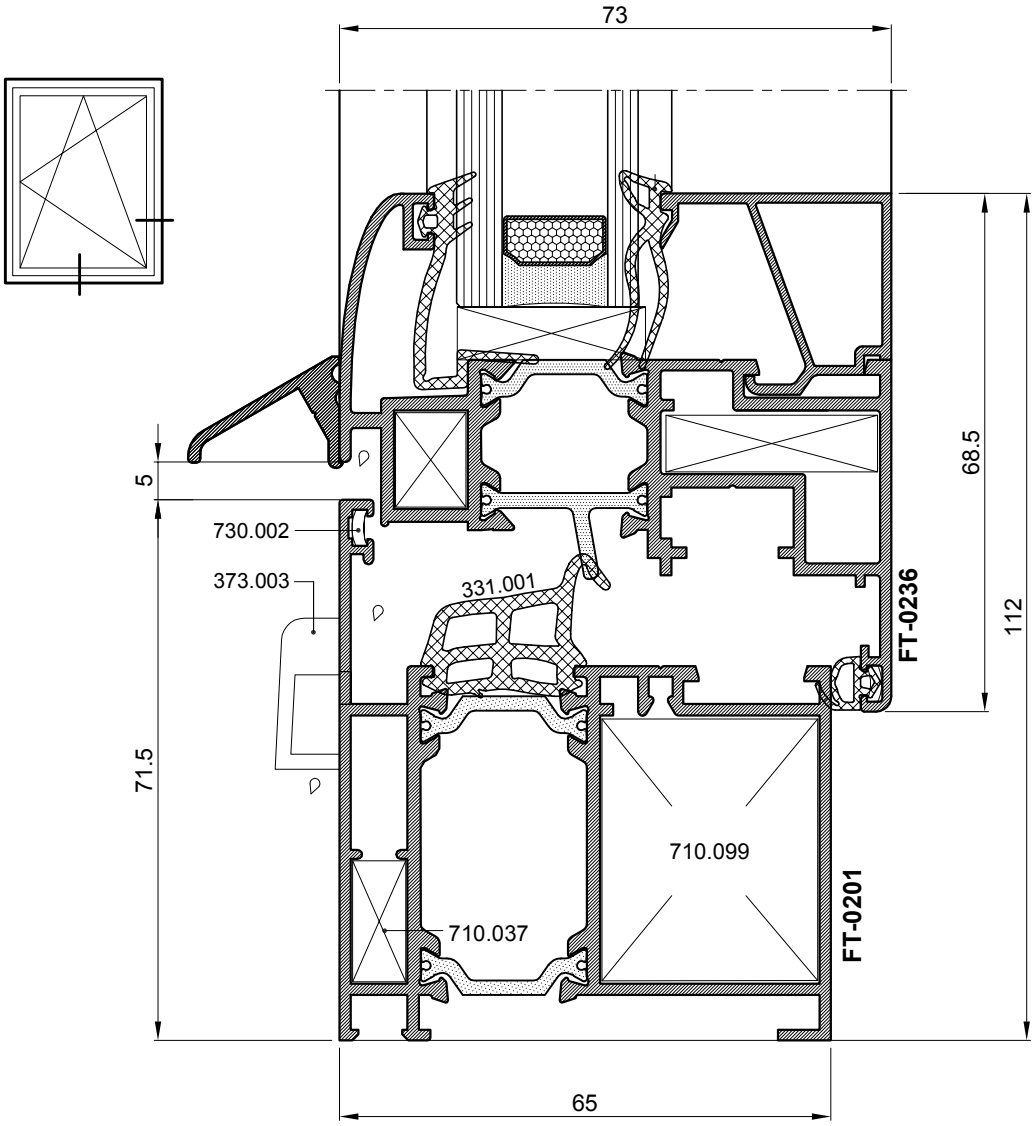
73
5
730.002
373.003
331.001
68.5
112
FT-0236
71.5
710.099
710.037
FT-0201
65

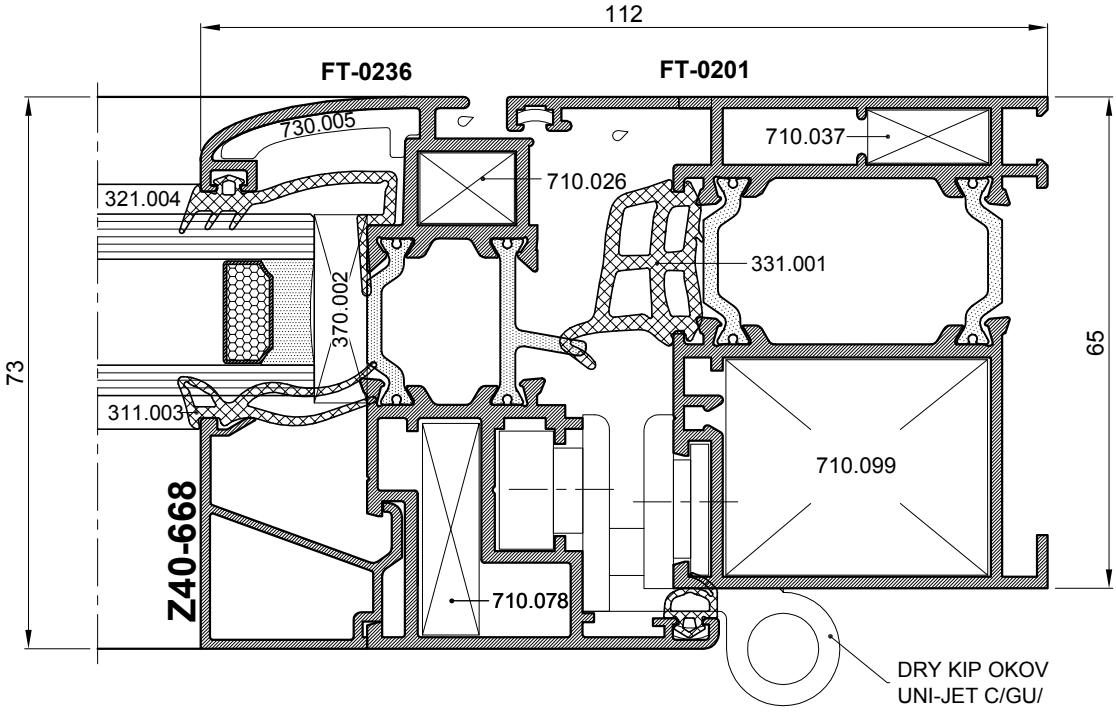
112
FT-0236
FT-0201
730.005
710.037
710.026
321.004
331.001
370.002
73
65
311.003
710.099
Z40-668
710.078
DRY KIP OKOV
UNI-JET C/GU/

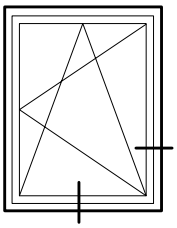

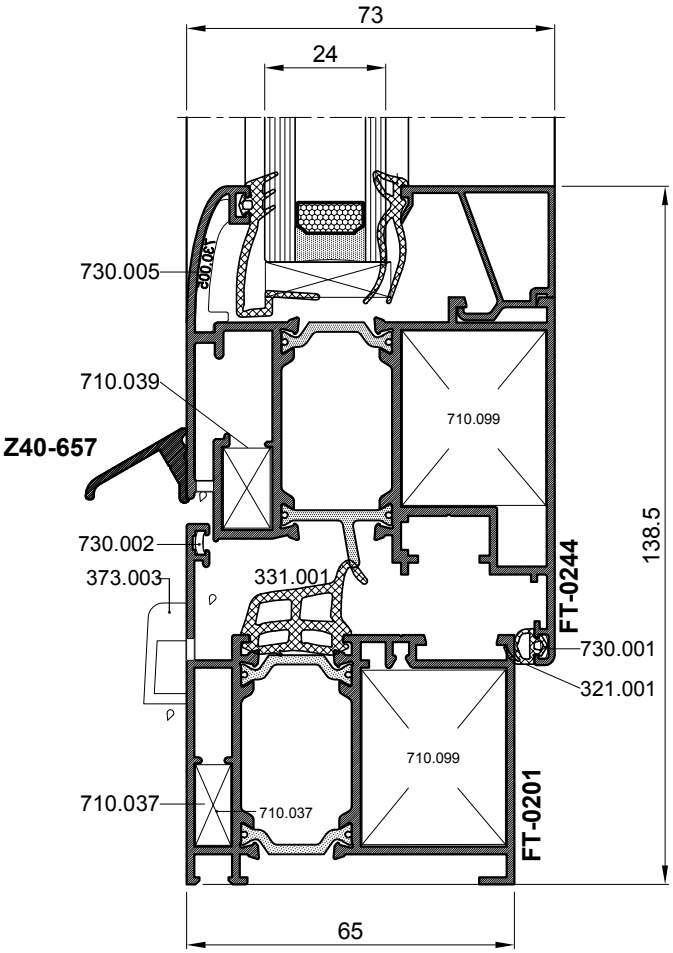
73
24
730.005
500.001
710.039
710.099
Z40-657
730.002
373.003
331.001
138.5
FT-0244
730.001
321.001
710.099
710.037
710.037
FT-0201
65

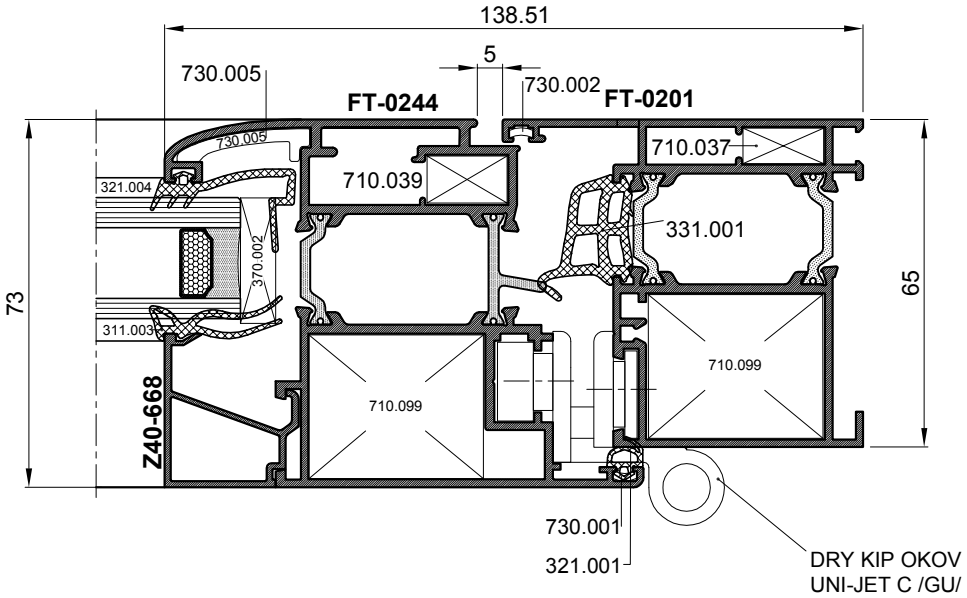
138.51
5
730.005
FT-0244
730.002
FT-0201
730.005
710.037
321.004
710.039
331.001
370.002
73
65
311.003
710.099
710.099
Z40-668
730.001
321.001
DRY KIP OKOV
UNI-JET C /GU/

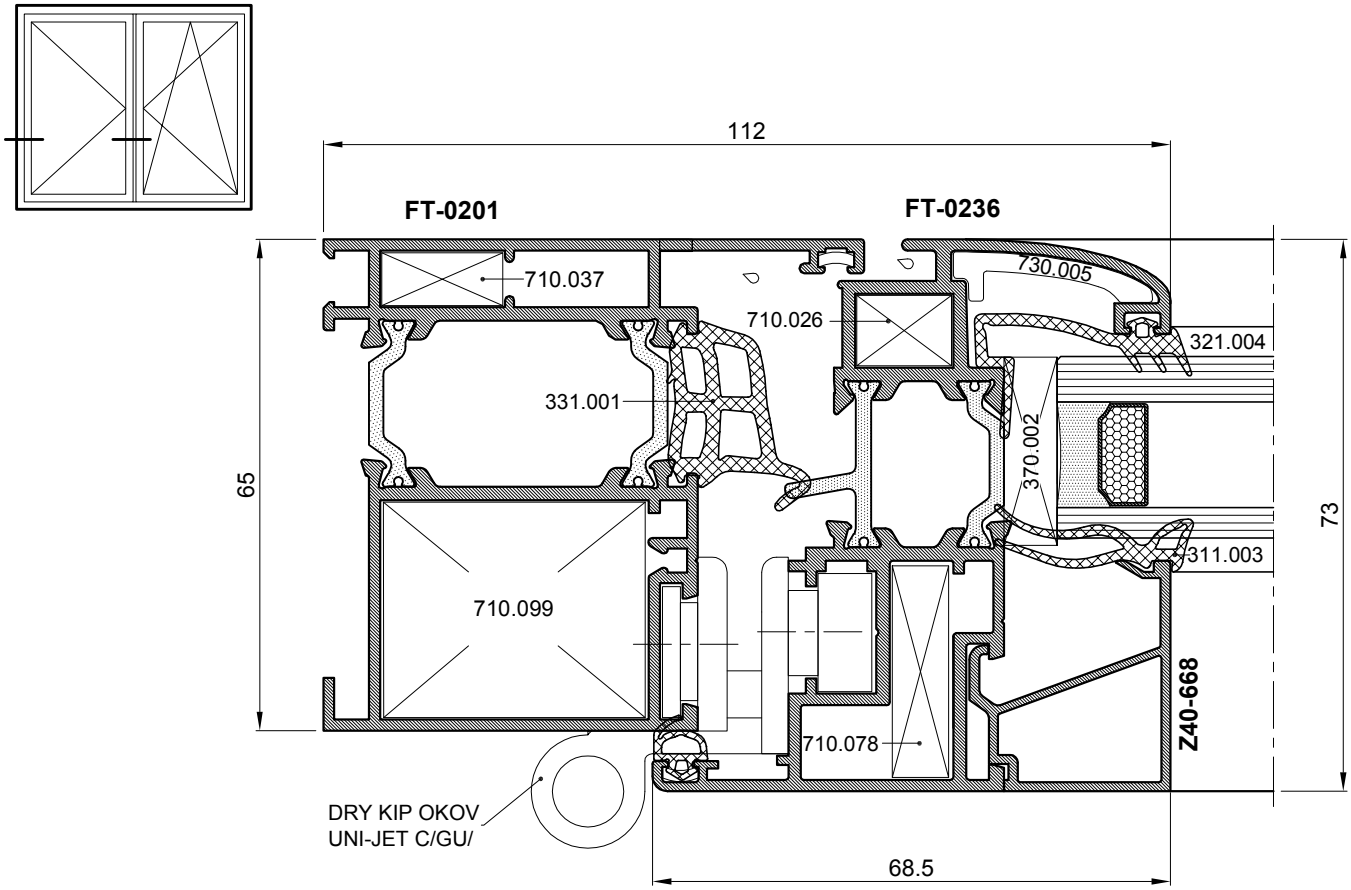
112
FT-0201
FT-0236
710.037
730.005
710.026
321.004
331.001
370.002
65
73
311.003
710.099
Z40-668
710.078
DRY KIP OKOV
UNI-JET C/GU/
68.5

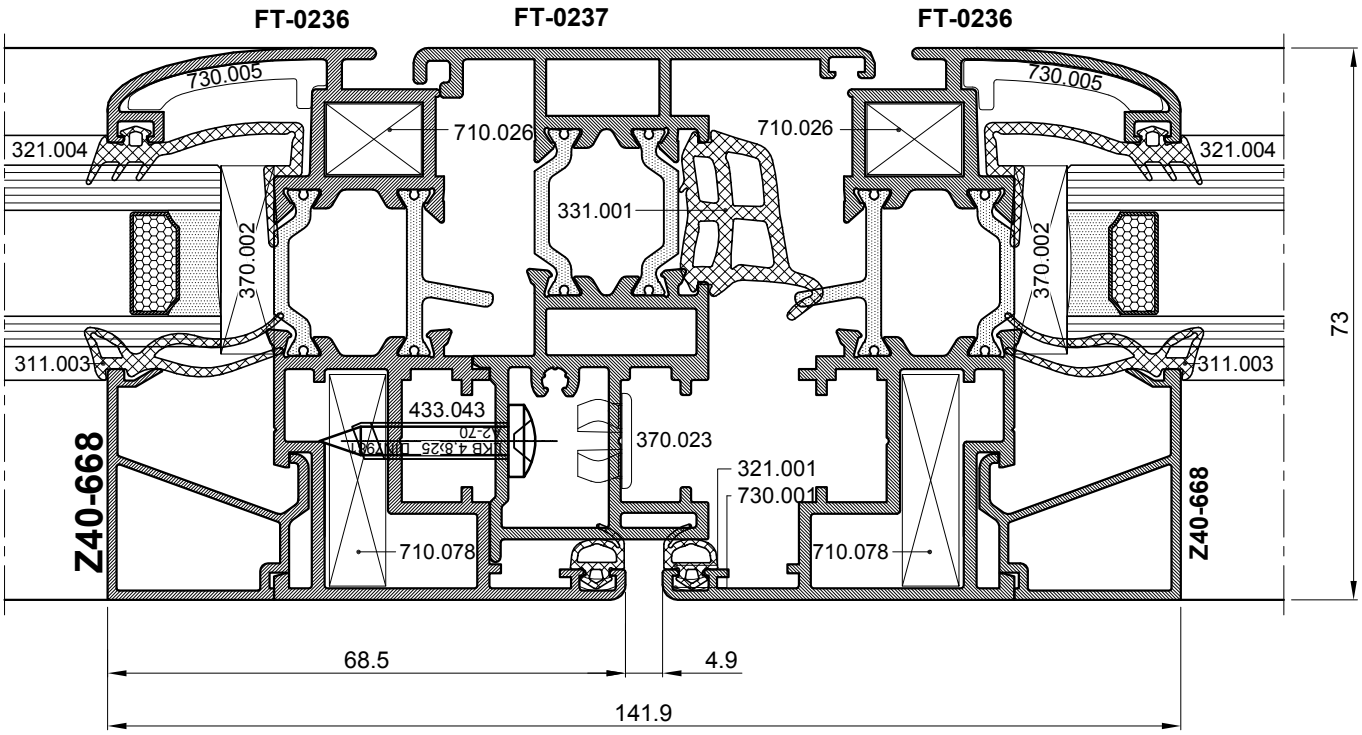
FT-0236
FT-0237
FT-0236
730.005
730.005
710.026
710.026
321.004
321.004
331.001
370.002
370.002
73
311.003
311.003
433.043
370.023
321.001
730.001
Z40-668
Z40-668
710.078
710.078
68.5
4.9
141.9

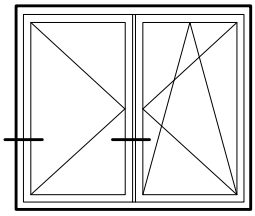

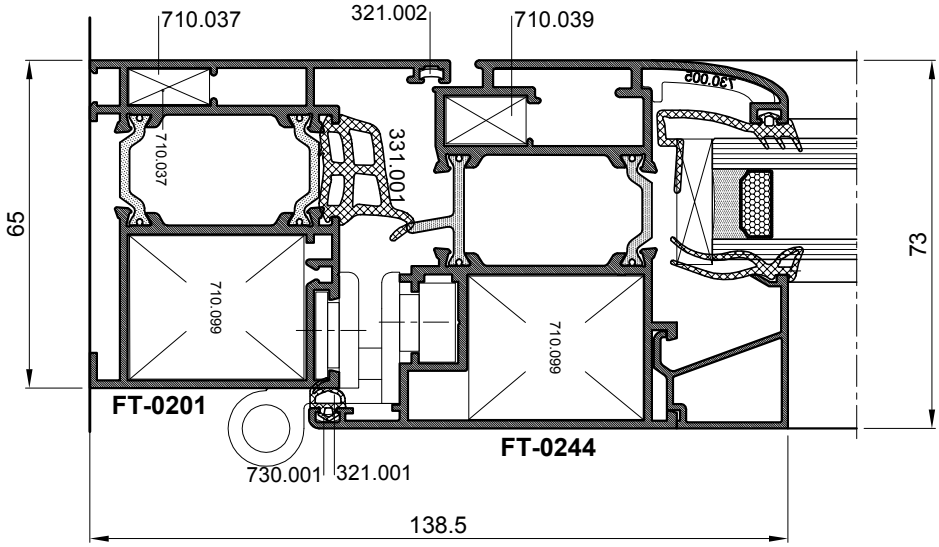
710.037
321.002
710.039
710.037
331.001
65
73
710.099
710.099
FT-0201
FT-0244
730.001
321.001
138.5

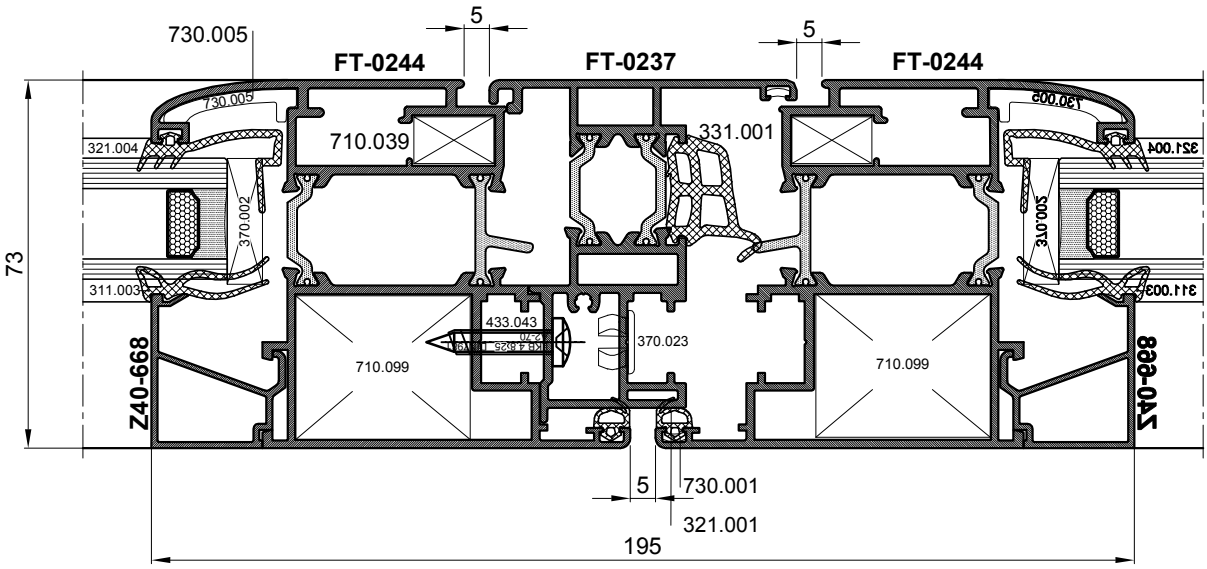
730.005
5
5
FT-0244
FT-0237
FT-0244
730.009
710.039
331.001
321.004
370.002
73
311.003
433.043
370.023
710.099
710.099
Z40-668
Z40-668
5
730.001
321.001
195

365.035 - UMETAK ZA PROFIL FT-0237 KOD DVOKRILNOG OTVARANJA



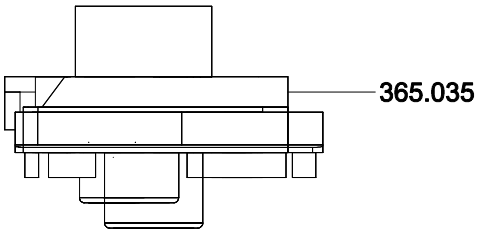

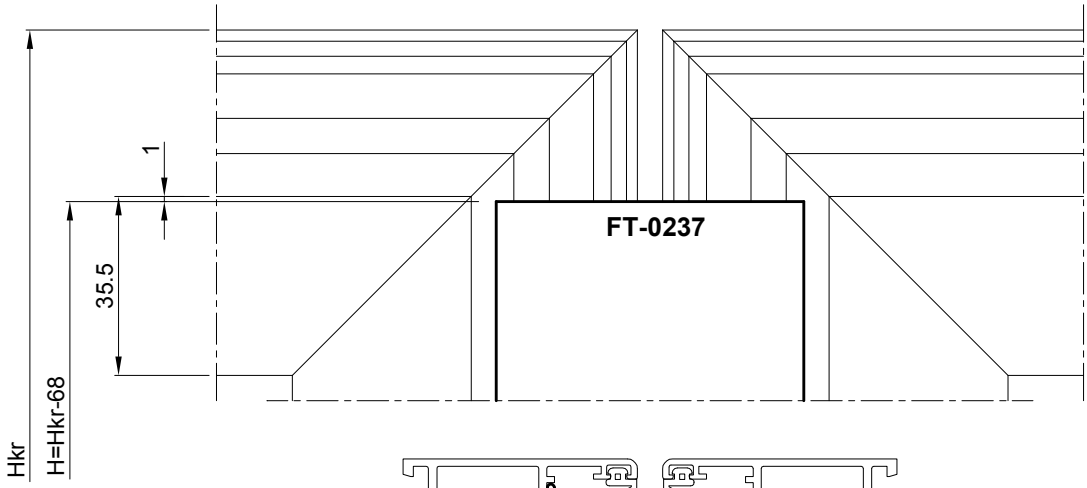

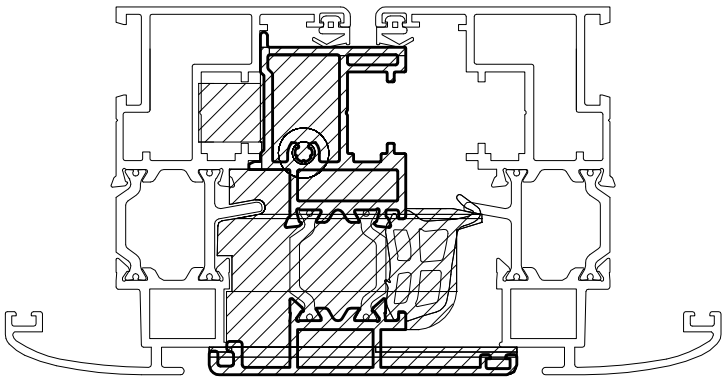

FT-0236 FT-0237 FT-0236

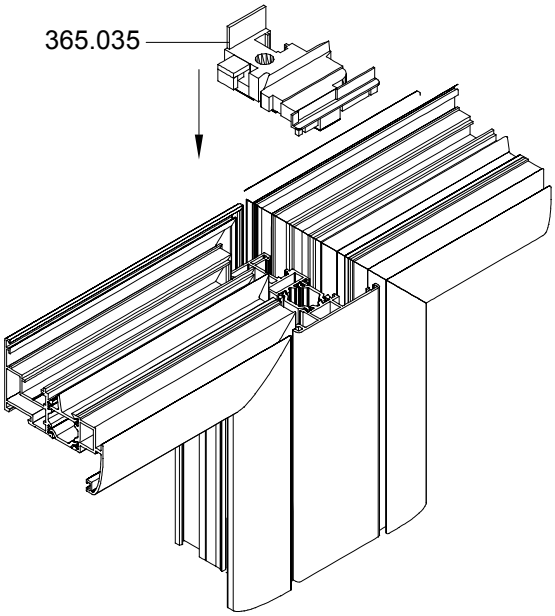

365.035

- gornji i donjiumetak-simetrično
- materijal: tvrda guma
- mjera pilanja profila FT-0237
  H=Hkr - 68

365.043 - UMETAK ZA PROFIL FT-0237 KOD DVOKRILNOG OTVARANJA



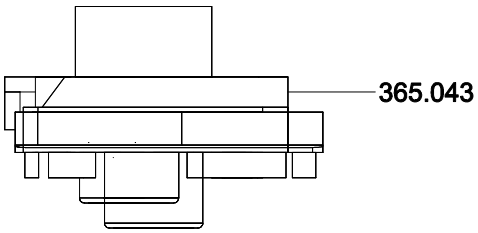

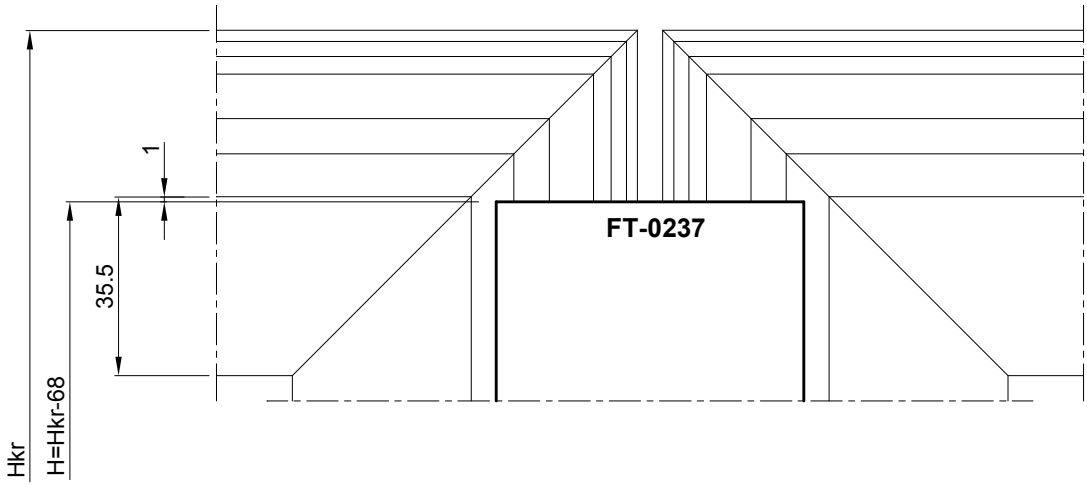

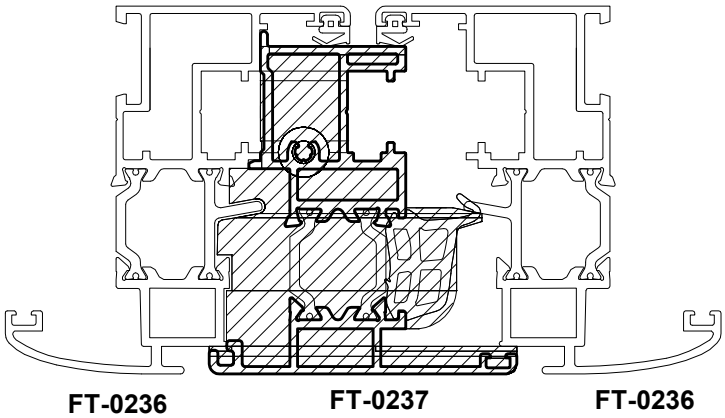

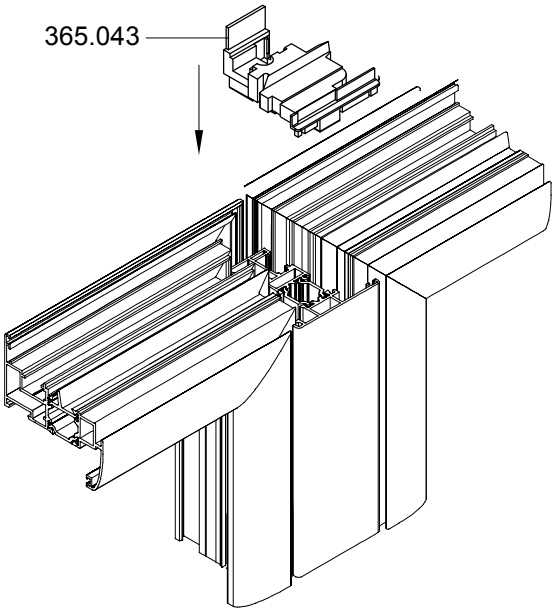

365.043

- gornji i donji umetak-simetrično
- materijal:tvrda guma
- mjera pilanja profila FT-0237

H=Hkr - 68

365.035 - UMETAK ZA PROFIL FT-0237 KOD DVOKRILNOG OTVARANJA



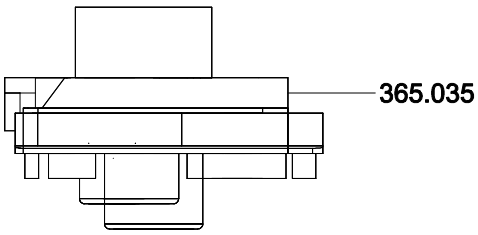

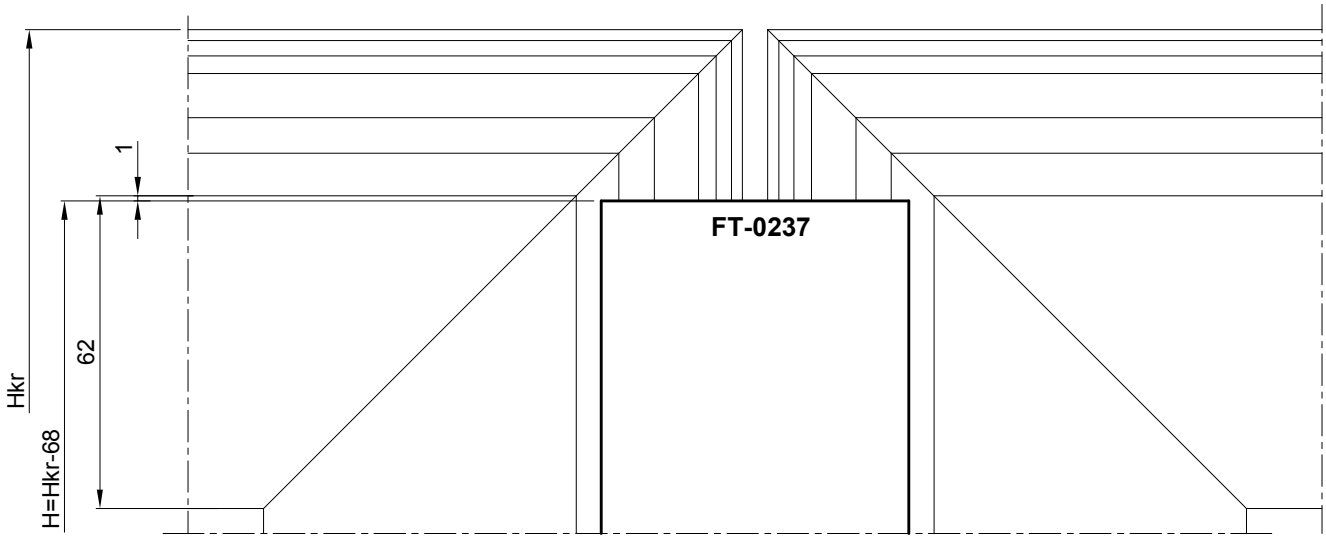

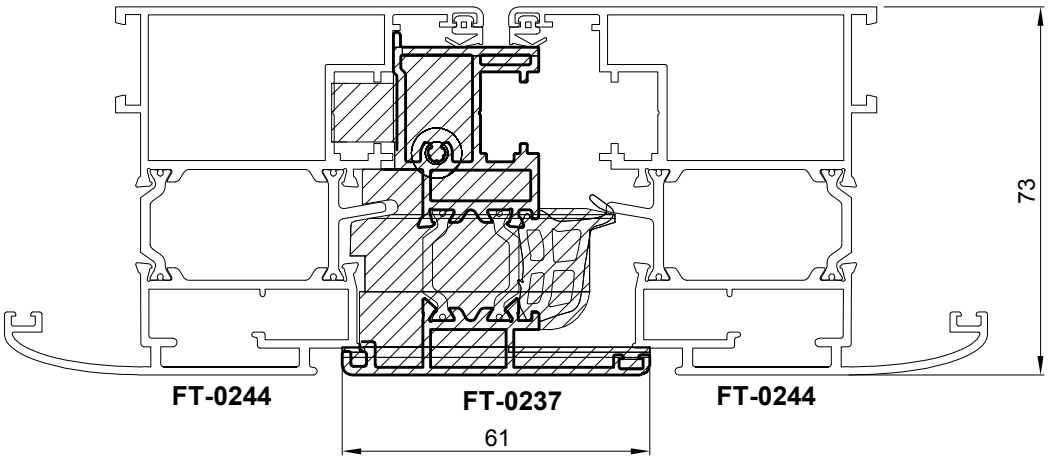

365.035

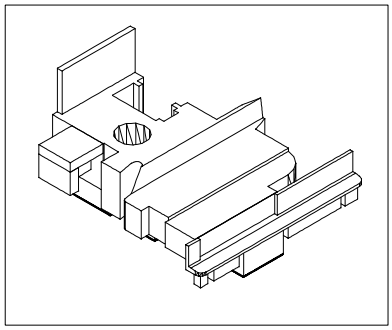

365.035

- gornji i donjiumetak-simetrično
- materijal: tvrda guma
- mjera pilanja profila FT-0237

H=Hkr - 68

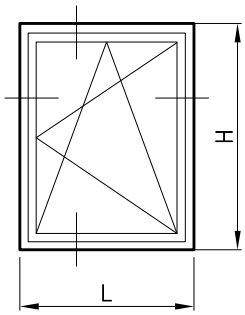

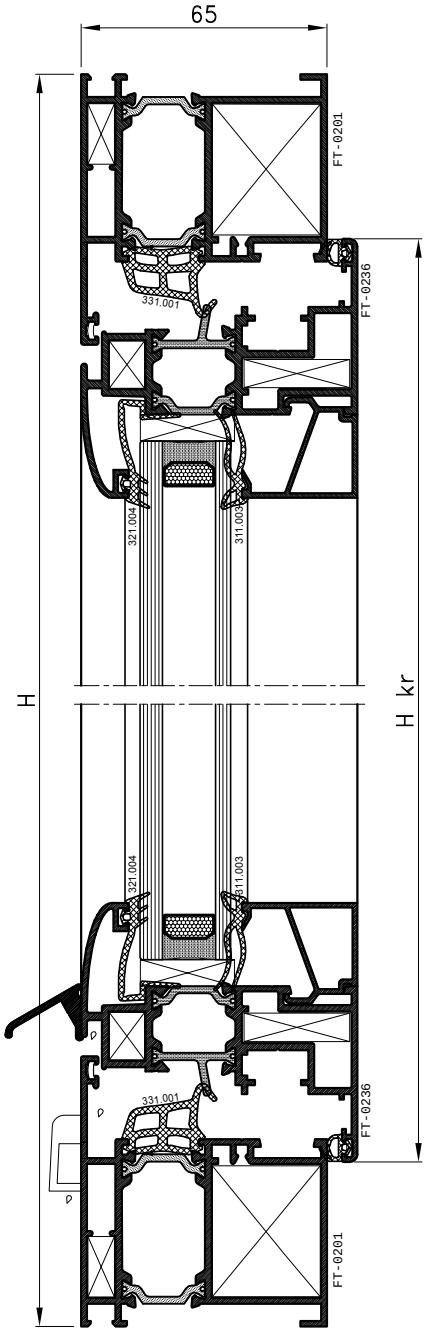

PROFILI		kom	mjera	pilanje
FT-0201	vodoravnica okvira	2	L	45-45
FT-0201	okomica okvira	2	H	45-45
FT-0236	vodoravnica krila	2	Lkr=L-87	45-45
FT-0236	okomica krila	2	Hkr=H-87	45-45
Z40-0668	vodoravna lajsna	2	Lkr-93	90-90
Z40-0668	okomita lajsna	2	Hkr-137	90-90

OKOVI		kom
730.009	kutnik rama	4
710.040	pomoćni kutnik rama	4
730.002	pomoćni kutnik rama	4
710.078	kutnik krila	4
710.026	pomoćni kutnik krila	4
730.005	pomoćni kutnik krila	4
730.001	pomoćni kutnik krila	4
Otklopno-zaokretni okov UNI-JET C /GU/		1
373.003	maska za drenažni otvor	2

BRTVE		kom	mjera
331.001	srednja brtva		2L+2H
321.001	brtva u krilu		2L+2H
311.003	brtva prema staklu		2L+2H
321.004	brtva prema staklu		2L+2H
331.001	kutni umetak	4	

STAKLO	kom	mjera
30 mm	1	Lkr-107 x Hkr-107

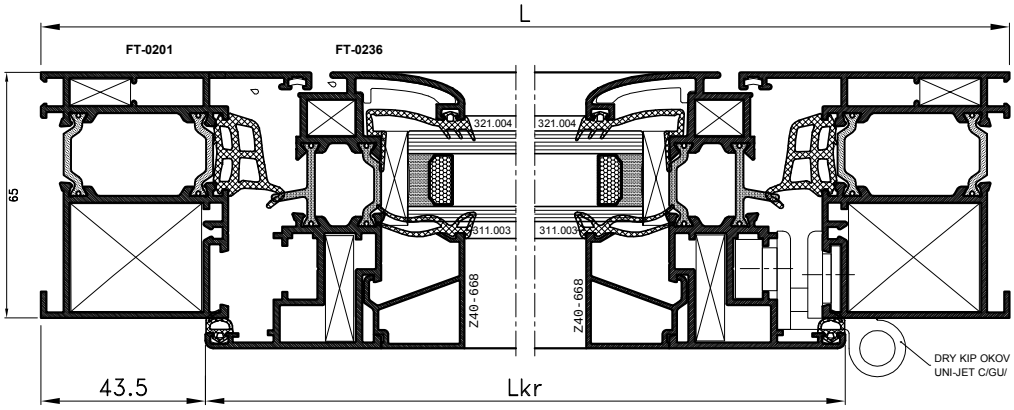

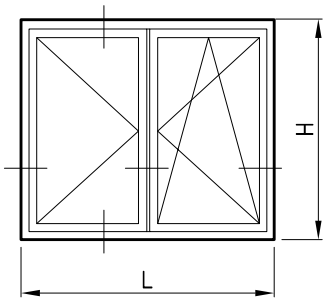

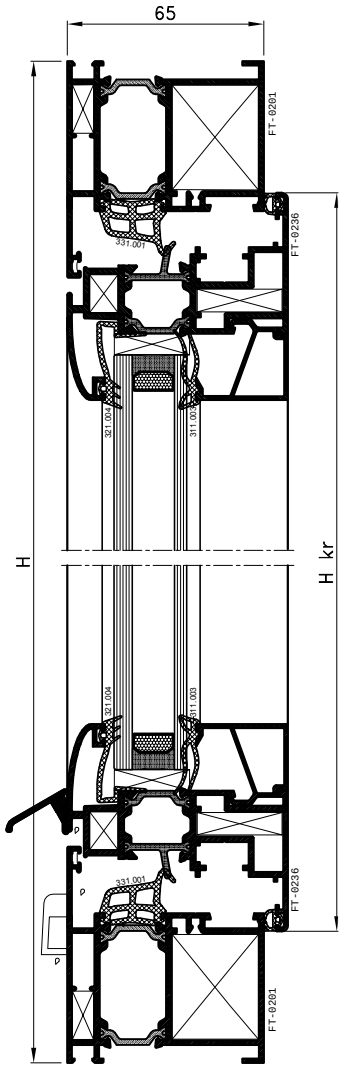

PROFILI		kom	mjera	pilanje
FT-0201	vodoravnica okvira	2	L	45-45
FT-0201	okomica okvira	2	H	45-45
FT-0236	vodoravnica krila	4	Lkr=(L-92)/2	45-45
FT-0236	okomica krila	4	Hkr=H-87	45-45
FT-0237	profil za okretanje	1	Hkr-68	90-90
Z40-0668	vodoravna lajsna	4	Lkr-93	90-90
Z40-0668	okomita lajsna	4	Hkr-137	90-90

OKOVI		kom
730.009	kutnik rama	4
710.040	pomoćni kutnik rama	4
730.002	pomoćni kutnik rama	4
710.078	kutnik krila	8
710.026	pomoćni kutnik krila	8
730.005	pomoćni kutnik krila	8
730.001	pomoćni kutnik krila	8
Otklopno-zaokretni okov za dvokrilno UNI JET C /GU/		1
373.003	maska za drenažni otvor	2
710.039	čep-umetak za FT-0237	par

BRTVE		kom	mjera
331.001	srednja brtva		2L+3H
321.001	brtva u krilu		2L+4H
311.003	brtva prema staklu		2L+4H
321.004	brtva prema staklu		2L+4H
331.001	kutni umetak	4	

STAKLO	kom	mjera
30 mm	1	Lkr-107 x Hkr-107